

# Chittagong Stock Exchange

18-Jul-24

## Weekly Market Summary

**Week:** 2024-07-14 to 2024-07-18 (Total 4 days excluding 17th July 2024)

<b>Total Turnover (BDT) :</b>	546,064,195.60
<b>Volume of Share (Nos):</b>	14,250,576.00
<b>Total Contact(Nos)</b>	10,332
<b>Total Scrip Traded</b>	320

CATEGORY WISE TURNOVER		
Group	Turnover Value(BDT)	% of Total
A	342,313,334.90	62.68
B	180,627,307.50	33.08
N	21,237,873.90	3.89
Z	1,885,679.30	0.35

MAJOR INDICES IN THE WEEK						
Date	CASPI	CSE30	CSCX	CSE50	CSI	CSESMEX
07/11/2024	15757.6060	12293.9238	9485.2098	1,121.06	1,029.99	3,039.81
07/18/2024	15566.5873	12193.1563	9371.1591	1,109.71	1,013.38	3,071.81
change in %	-1.2122	-0.8197	-1.2024	-1.01	-1.61	1.05

SCRIP PERFORMANCE IN THE WEEK	
Advanced	73
Declined	229
No Change	18
Total Traded Issues	320

TOP TEN GAINER COMPANIES BY CLOSING PRICE						
Scrip ID	Scrip Name	Category	Week Difference	Week		Turnover (BDT)
				Opening	Closing	
13040	TECHNO DRUGS LIMITED	N	45.83	24.00	35.00	1,913.40
32605	HIMADRI LIMITED	N	20.99	2,057.60	2,489.60	4,752.90
13030	FAR CHEMICAL INDUSTRIES LTD.	B	19.02	20.50	24.40	2,808,591.50
24003	INFORMATION SERVICES NETWORK L	B	13.24	43.80	49.60	147,898.80
22038	MIDLAND BANK LIMITED	B	13.19	19.70	22.30	332,139.30
16041	WALTON HI-TECH INDUSTRIES PLC.	A	12.70	600.00	676.20	2,503,697.80
15002	HEIDELBERG CEMENT BANGLADESH L	A	11.63	279.40	311.90	616,608.00
12056	TOSRIFA INDUSTRIES LTD.	B	11.41	25.40	28.30	11,983,773.00
16016	RANGPUR FOUNDRY LTD	A	9.99	149.10	164.00	96,618,040.00
13015	WATA CHEMICALS LTD.	A	9.90	156.50	172.00	10,720.00

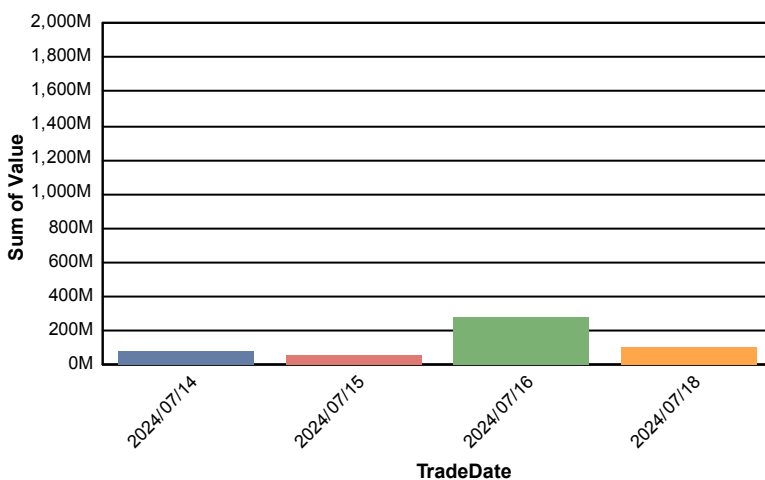
### TOP TEN LOSER COMPANIES BY CLOSING PRICE

Scrip	Scrip Name	Category	Week Difference	Opening	Closing	Turnover (BDT)
32023	SK TRIMS & INDUSTRIES LIMITED	B	-11.02	25.40	22.60	563,670.20
32018	DESHBANDHU POLYMER LIMITED	B	-10.78	37.10	33.10	813,743.10
10010	RUPALI LIFE INSURANCE CO. LTD.	A	-10.45	184.60	165.30	688,352.50
12036	MAKSONS SPINNING MILLS LIMITED	A	-9.83	12.20	11.00	372,607.60
16027	APPOLLO ISPAT COMPLEX LTD.	Z	-9.30	4.30	3.90	129,608.20
16004	AFTAB AUTOMOBILES LIMITED	A	-9.04	43.10	39.20	3,341,959.40
14027	EMERALD OIL INDUSTRIES LIMITED	A	-8.96	49.10	44.70	1,177,275.00
19010	KHULNA PRINTING & PACKAGING LTD.	Z	-8.87	21.40	19.50	81,848.50
21053	ICB AMCL CMSF GOLDEN JUBILEE MUTUA	A	-8.69	16.10	14.70	38,172.50
14029	BD THAI FOOD & BEVERAGE LIMITED	B	-8.59	29.10	26.60	116,015.80

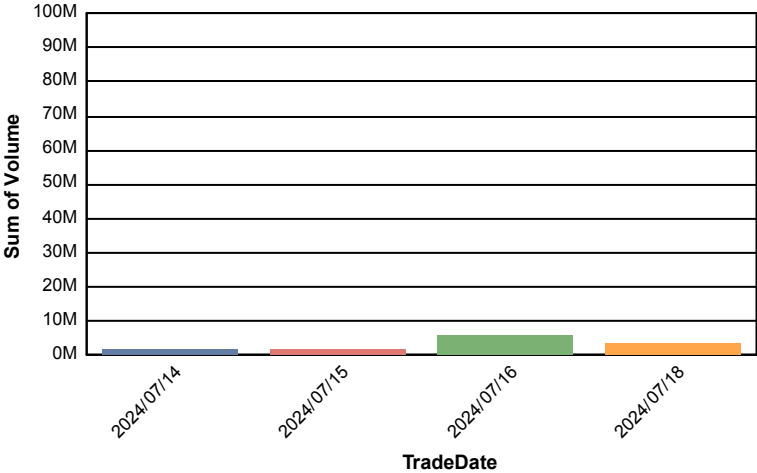
### TOP TEN COMPANIES BY TURNOVER

Scrip ID	Scrip Name	Turnover (BDT)	Volume
16016	RANGPUR FOUNDRY LTD	96,618,040.00	600,110
13026	GLOBAL HEAVY CHEMICALS LIMITED	88,819,740.00	1,921,328
15011	PREMIER CEMENT MILLS PLC	37,079,357.50	515,416
25018	DBH FINANCE PLC.	35,299,215.10	1,023,573
14028	TAUFKA FOODS & LOVELLO ICECREAM PLC	33,905,076.00	349,724
24007	DAFFODIL COMPUTERS LIMITED	28,690,064.00	365,014
12065	AMAN COTTON FIBROUS LTD.	20,352,228.40	1,072,420
12056	TOSRIFA INDUSTRIES LTD.	11,983,773.00	444,510
22039	NRB BANK LIMITED	11,203,443.40	944,136
15009	LAFARGE HOLCIM BANGLADESH LIMITED	6,652,387.30	106,939

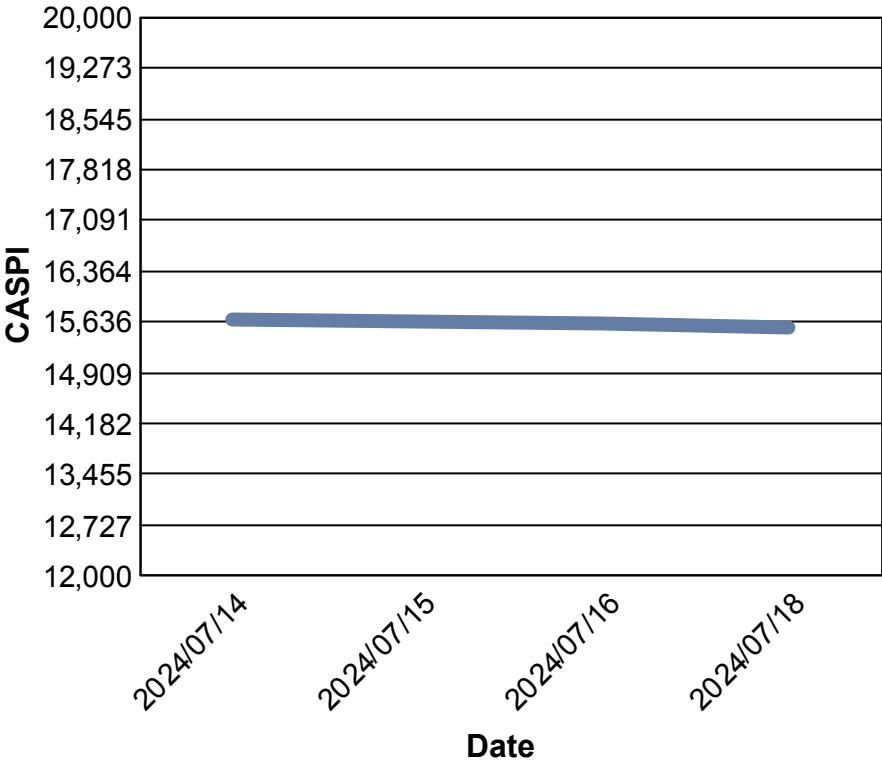
### Data for Turnover Value



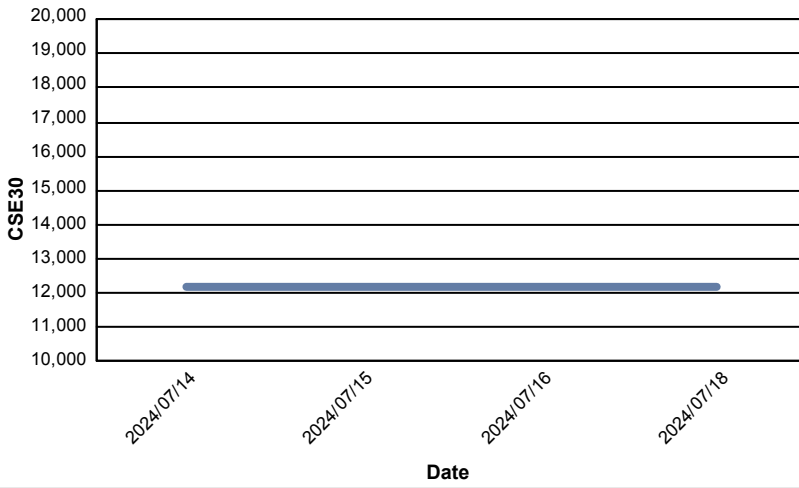
### Data for Turnover Volume



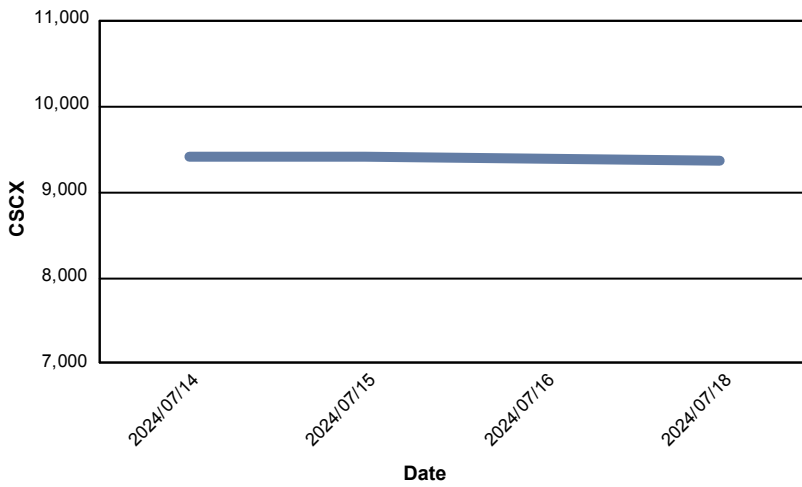
### CASPI Index



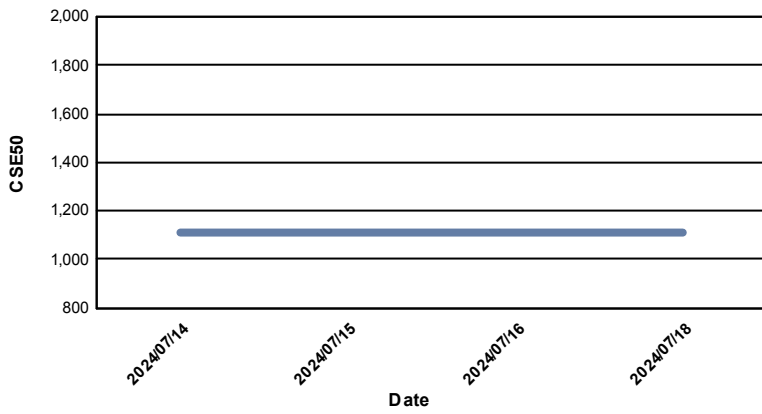
### Index CSE30



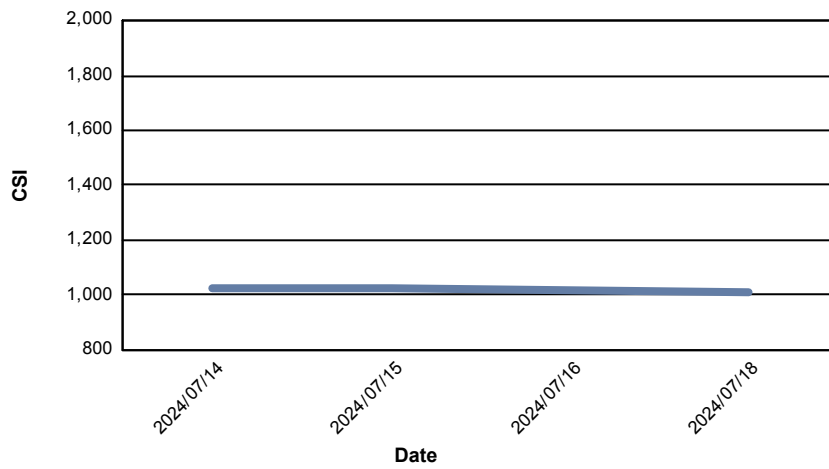
### Index CSCX



### Index CSE50



### Index CSI



### Index CSESMEX

