

Chittagong Stock Exchange

28-Jun-18

Weekly Market Summary

Week: 2018-06-24 to 2018-06-28 (5 days)

Total Turnover (BDT) :	4,365,906,226.70
Volume of Share (Nos):	98,083,521.00
Total Contact(Nos)	52,420
Total Scrip Traded	292

CATEGORY WISE TURNOVER		
Group	Turnover Value(BDT)	% of Total
A	4,200,941,847.70	96.20
B	72,717,289.40	1.66
N	74,569,697.20	1.71
Z	17,677,392.40	0.40

MAJOR INDICES IN THE WEEK					
Date	CASPI	CSE30	CSCX	CSE50	CSI
06/21/2018	16786.2396	15168.2415	10156.2108	1,250.72	1,128.91
06/28/2018	16558.5071	15092.7733	10009.3409	1,230.32	1,120.37
change in %	-1.3567	-0.4975	-1.4461	-1.63	-0.76

SCRIP PERFORMANCE IN THE WEEK	
Advanced	91
Declined	179
No Change	22
Total Traded Issues	292

TOP TEN GAINER COMPANIES BY CLOSING PRICE						
Scrip ID	Scrip Name	Category	Week Difference	Opening	Closing	Turnover (BDT)
16029	RATANPUR STEEL RE-ROLLING MILLS	A	36.29	50.70	69.10	232,669,080.20
13012	LIBRA INFUSIONS LIMITED	A	34.91	916.40	1,236.40	853,545.00
24009	IT CONSULTANTS LIMITED	A	26.04	33.40	42.10	14,518,034.40
12002	PRIME TEXTILE SPINNING MILLS	A	23.57	28.00	34.60	36,846,914.00
19010	KHULNA PRINTING & PACKAGING LTC	Z	18.00	10.00	11.80	850,417.50
23003	STANDARD CERAMIC INDS LIMITED	Z	15.35	158.90	183.30	185,196.10
32002	ARAMIT LIMITED	A	14.85	412.00	473.20	1,199,791.20
25006	PEOPLE'S LEASING & FIN'L SERV.	Z	13.63	8.80	10.00	1,664,170.10
25007	PRIME FINANCE & INVESTMENT LTD	Z	11.62	8.60	9.60	92,578.10
23001	MONNO CERAMIC INDUSTRIES LTD	A	11.17	275.50	306.30	13,163,860.60

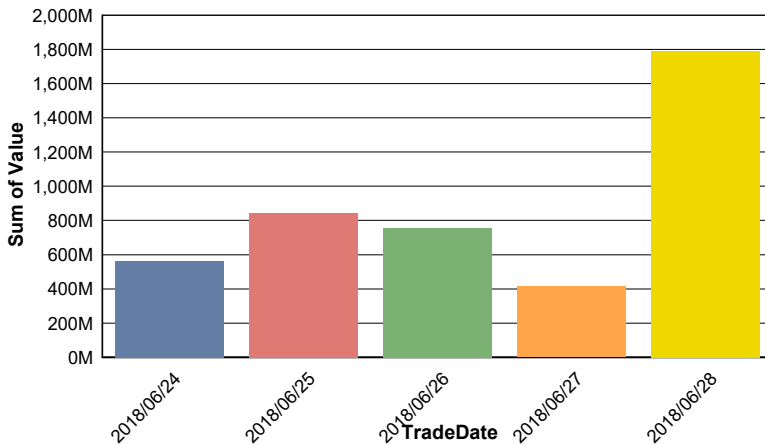
TOP TEN LOSER COMPANIES BY CLOSING PRICE

Scrip ID	Scrip Name	Category	Week Difference	Opening	Closing	Turnover (BDT)
11038	DHAKA INSURANCE LIMITED	A	-17.33	22.50	18.60	29,865.00
11031	STANDARD INSURANCE LIMITED	A	-16.94	29.50	24.50	132,947.30
17008	LEGACY FOOTWEAR LIMITED	A	-15.90	89.30	75.10	17,828,077.70
12053	C & A TEXTILES LTD.	Z	-14.75	6.10	5.20	2,524,258.30
10010	RUPALI LIFE INSURANCE CO. LTD.	A	-13.68	59.20	51.10	692,432.50
11013	PHOENIX INSURANCE COMPANY LTD	A	-12.00	25.00	22.00	23,814.00
10011	PADMA ISLAMI LIFE INSURANCE LT	A	-11.47	34.00	30.10	445,152.00
25014	BD FINANCE & INVESTMENT CO LTD	A	-11.24	16.90	15.00	9,602,708.40
13017	KEYA COSMETICS LIMITED	A	-11.11	9.90	8.80	28,510,010.30
14001	APEX FOODS LIMITED	A	-11.03	238.30	212.00	259,803.00

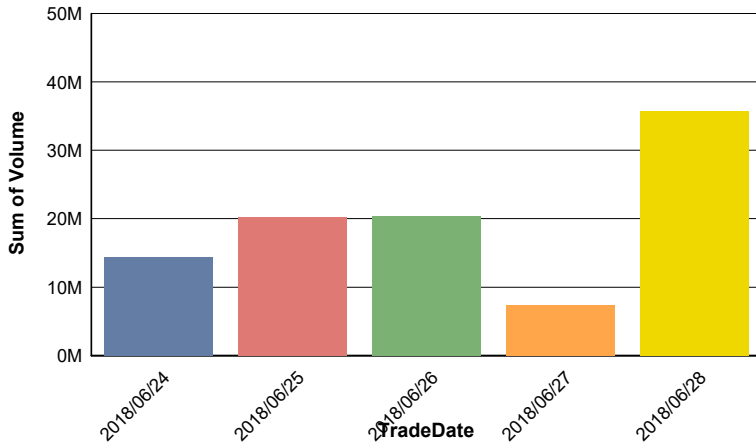
TOP TEN COMPANIES BY TURNOVER

Scrip ID	Scrip Name	Turnover (BDT)	Volume
20018	UNITED POWER GENERATION & DISTRIBUTION	610,705,735.50	2,301,988
20013	LINDE BANGLADESH LIMITED	492,557,835.00	396,041
26001	GRAMEENPHONE LIMITED	326,253,176.70	806,592
21016	GRAMEEN MF ONE : SCHEME TWO	271,445,214.30	15,968,655
13002	SQUARE PHARMACEUTICALS LIMITED	264,375,584.70	885,785
16029	RATANPUR STEEL RE-ROLLING MILLS LTD.	232,669,080.20	3,830,717
32009	BRITISH AMERICAN TOBACCO BD CO	173,360,000.00	50,100
25001	INVESTMENT CORP OF BANGLADESH	168,661,442.90	1,092,451
22031	THE PREMIER BANK LIMITED	149,108,908.70	12,599,132
22012	AL-ARAFAH ISLAMI BANK LTD.	124,319,551.50	5,293,325

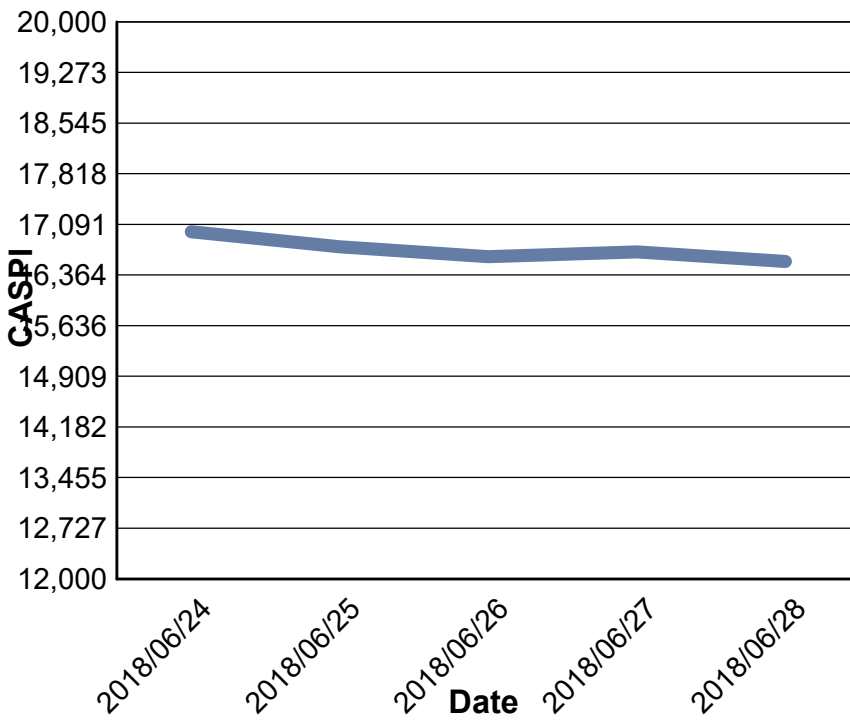
Data for Turnover Value



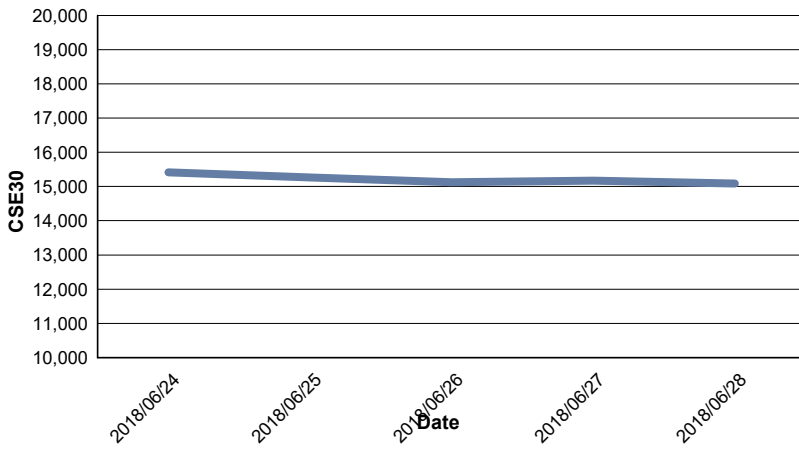
Data for Turnover Volume



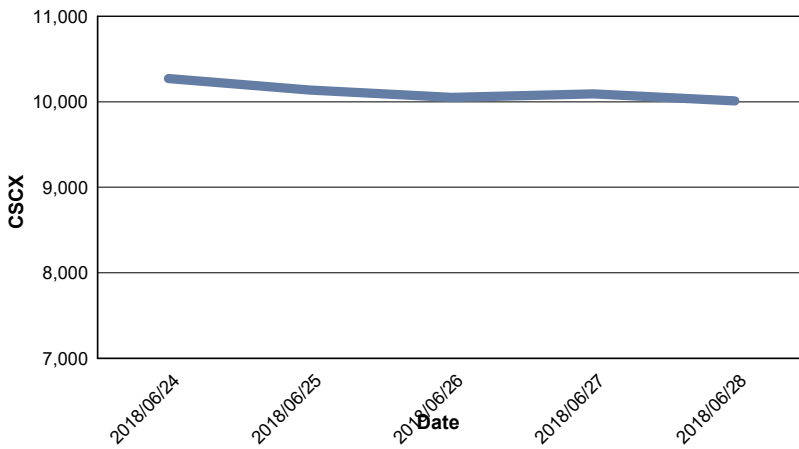
CASPI Index



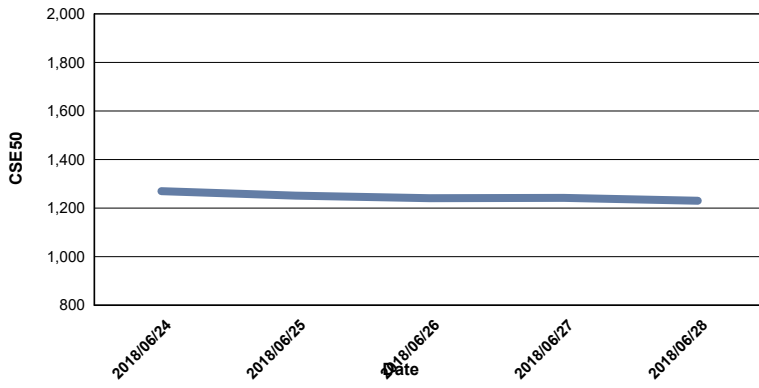
Index CSE30



Index CSCX



Index CSE50



Index CSI

