

Chittagong Stock Exchange

07-Sep-23

Weekly Market Summary

Week: 2023-09-03 to 2023-09-07 (Total 4 days excluding September 06,2023)

Total Turnover (BDT) :	5,670,365,932.60
Volume of Share (Nos):	171,066,742.00
Total Contact(Nos)	11,586
Total Scrip Traded	254

CATEGORY WISE TURNOVER		
Group	Turnover Value(BDT)	% of Total
A	5,435,635,306.80	95.86
B	221,656,924.30	3.91
N	11,520,999.90	0.20
Z	1,552,701.60	0.03

MAJOR INDICES IN THE WEEK						
Date	CASPI	CSE30	CSCX	CSE50	CSI	CSESMEX
08/31/2023	18633.1875	13390.5640	11139.4458	1,308.49	1,175.13	2,148.20
09/07/2023	18652.3875	13404.4766	11151.0984	1,307.61	1,174.96	2,111.82
change in %	0.1030	0.1039	0.1046	-0.07	-0.01	-1.69

SCRIP PERFORMANCE IN THE WEEK	
Advanced	77
Declined	52
No Change	125
Total Traded Issues	254

TOP TEN GAINER COMPANIES BY CLOSING PRICE							
Scrip ID	Scrip Name	Category	Week Difference	Week		Turnover (BDT)	
				Opening	Closing		
11022	ASIA PACIFIC GEN INS CO LTD	A	23.28	56.70	69.90	1,246,215.90	
11027	PARAMOUNT INSURANCE CO. LTD	A	22.33	41.20	50.40	934,318.90	
24003	INFORMATION SERVICES NETWORK I	B	19.06	47.20	56.20	218,488.50	
19008	MIRACLE INDUSTRIES LIMITED	B	18.87	40.80	48.50	15,824,306.90	
11041	CRYSTAL INSURANCE COMPANY LIM	A	17.01	61.70	72.20	4,804,934.20	
11005	JANATA INSURANCE COMPANY LTD	A	15.09	37.10	42.70	709,526.80	
11046	MEGHNA INSURANCE COMPANY LTD.	A	13.88	43.20	49.20	2,374,225.80	
11014	EASTERN INSURANCE COMPANY LTC	A	13.81	55.00	62.60	2,213,429.70	
11017	PIONEER INSURANCE COMPANY LTD	A	13.14	70.00	79.20	939,125.20	
11002	PEOPLES INSURANCE COMPANY LTD	A	11.35	36.10	40.20	252,101.50	

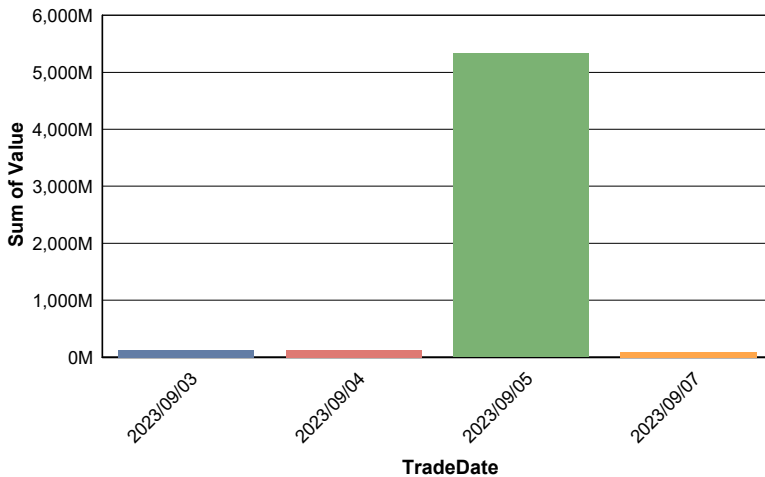
TOP TEN LOSER COMPANIES BY CLOSING PRICE

Scrip ID	Scrip Name	Category	Week Difference	Opening	Closing	Turnover (BDT)
17601	MK FOOTWEAR PLC	N	-13.75	34.90	30.10	1,620,350.20
32019	KHAN BROTHERS PP WOVEN BAG INI	B	-12.28	28.50	25.00	8,978,260.40
32006	GQ BALL PEN INDUSTRIES LIMITED	B	-11.63	139.20	123.00	6,240.00
32007	IMAM BUTTON INDUSTRIES LTD	Z	-9.93	129.90	117.00	117.00
16602	WONDERLAND TOYS LIMITED	N	-9.56	95.10	86.00	17,200.00
18011	SEA PEARL BEACH RESORT & SPA LII	A	-9.25	183.70	166.70	40,734,148.00
24007	DAFFODIL COMPUTERS LIMITED	B	-8.88	86.70	79.00	65,702,299.10
32023	SK TRIMS & INDUSTRIES LIMITED	B	-5.22	30.60	29.00	601,637.10
13008	ORION INFUSION LIMITED	A	-5.17	338.10	320.60	4,154,272.30
16023	NAVANA CNG LIMITED	A	-5.00	26.00	24.70	157,576.80

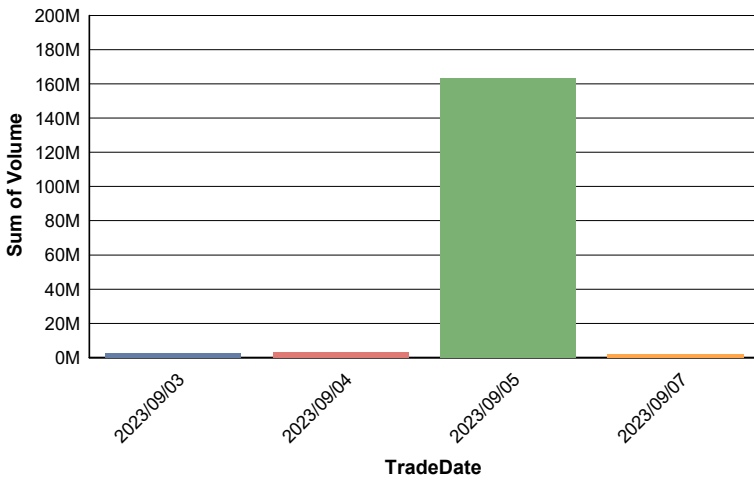
TOP TEN COMPANIES BY TURNOVER

Scrip ID	Scrip Name	Turnover (BDT)	Volume
22008	ISLAMI BANK BANGLADESH LIMITED	5,248,562,436.80	160,998,868
24007	DAFFODIL COMPUTERS LIMITED	65,702,299.10	768,038
18011	SEA PEARL BEACH RESORT & SPA LIMITED	40,734,148.00	234,630
14017	FU-WANG FOODS LIMITED	31,695,997.00	758,351
14027	EMERALD OIL INDUSTRIES LIMITED	25,748,229.50	158,591
20006	POWER GRID COMPANY OF BD LTD.	20,174,000.00	385,000
19008	MIRACLE INDUSTRIES LIMITED	15,824,306.90	338,441
11045	UNION INSURANCE COMPANY LTD.	11,170,034.70	202,154
20020	INTRACO REFUELING STATION LTD.	11,117,333.20	270,240
32019	KHAN BROTHERS PP WOVEN BAG INDUSTRI	8,978,260.40	322,387

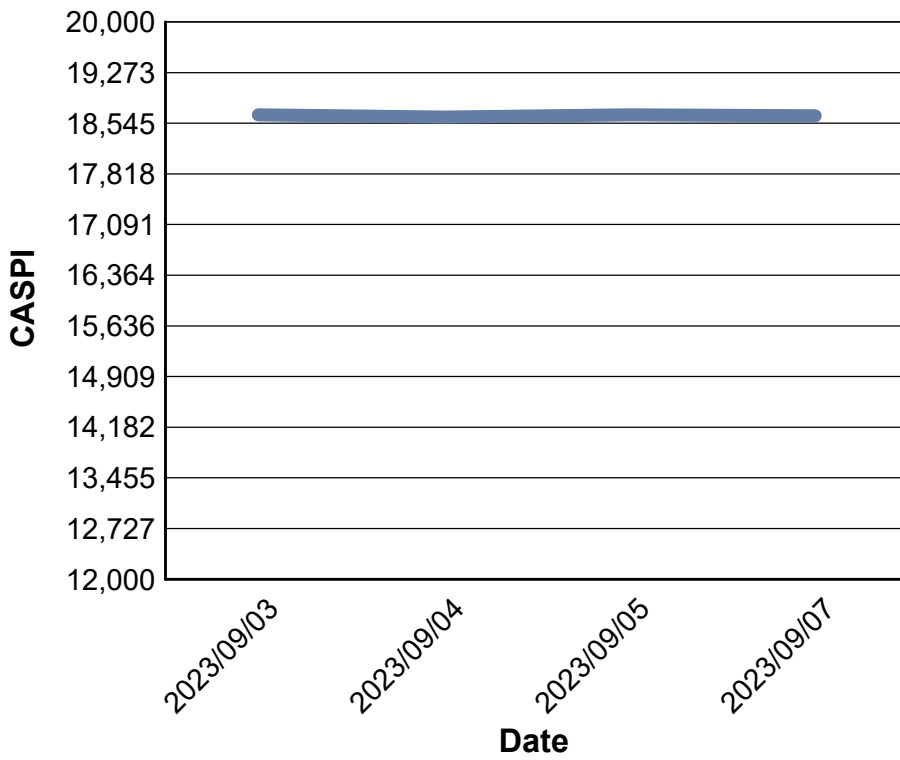
Data for Turnover Value



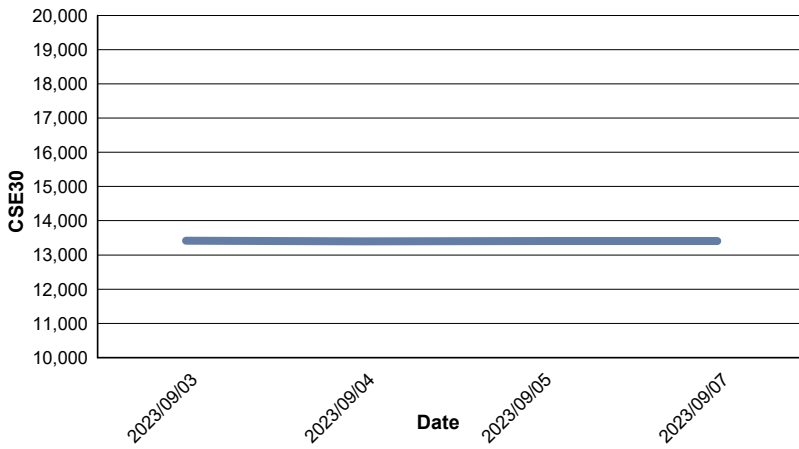
Data for Turnover Volume



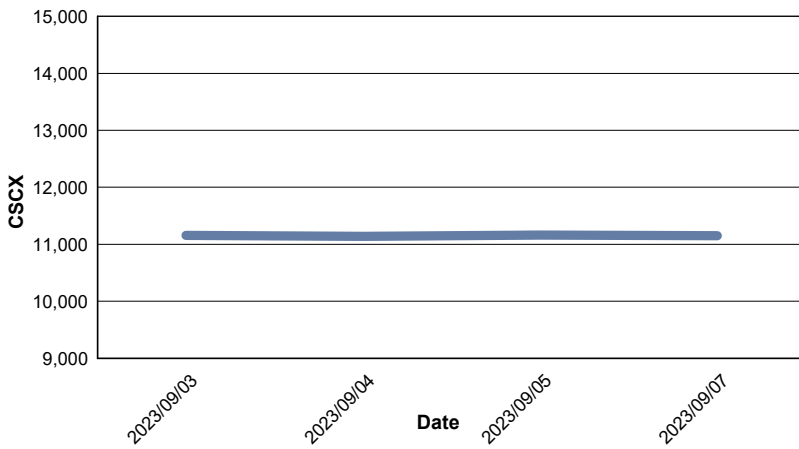
CASPI Index



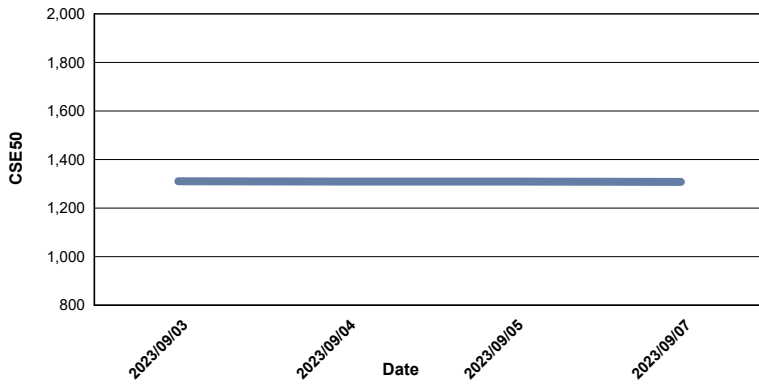
Index CSE30



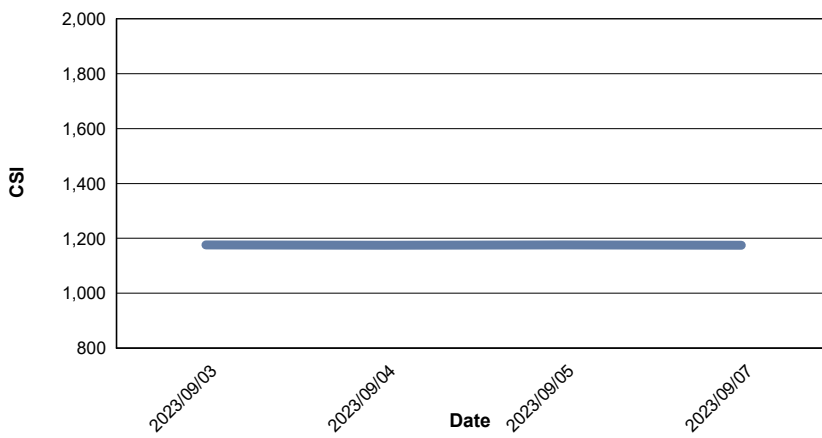
Index CSCX



Index CSE50



Index CSI



Index CSESMEX

