

Chittagong Stock Exchange

22-Aug-19

Weekly Market Summary

Week: 2019-08-18 to 2019-08-22 (5 days)

Total Turnover (BDT) :	1,441,199,748.60
Volume of Share (Nos):	42,847,926.00
Total Contact(Nos)	40,359
Total Scrip Traded	309

CATEGORY WISE TURNOVER		
Group	Turnover Value(BDT)	% of Total
A	1,164,374,535.50	80.78
B	140,806,288.60	9.77
N	120,891,118.90	8.39
Z	15,127,805.60	1.05

MAJOR INDICES IN THE WEEK					
Date	CASPI	CSE30	CSCX	CSE50	CSI
08/08/2019	15896.6927	13979.4194	9660.9043	1,167.85	1,035.92
08/22/2019	16040.0593	14073.7784	9734.0625	1,171.49	1,049.14
change in %	0.9019	0.6750	0.7573	0.31	1.28

SCRIP PERFORMANCE IN THE WEEK	
Advanced	192
Declined	105
No Change	12
Total Traded Issues	309

TOP TEN GAINER COMPANIES BY CLOSING PRICE						
Scrip ID	Scrip Name	Category	Week		Closing	Turnover (BDT)
			Difference	Opening		
13017	KEYA COSMETICS LIMITED	Z	40.00	3.50	4.90	9,181,903.70
25011	BD INDUSTRIAL FINANCE CO. LTD	Z	33.33	3.00	4.00	83,962.50
12032	TALLU SPINNING MILLS LIMITED	Z	30.00	4.00	5.20	137,913.60
12045	FAMILYTEX (BD) LTD.	B	30.00	3.00	3.90	5,482,134.80
16027	APPOLLO ISPAT COMPLEX LTD.	B	26.92	5.20	6.60	7,931,499.10
12023	DELTA SPINNERS LIMITED	Z	26.66	4.50	5.70	753,657.70
12037	THE DACCA DYEING & MFC. CO. LT	Z	25.71	3.50	4.40	86,253.80
12042	Generation Next Fashions Ltd.	A	24.39	4.10	5.10	9,299,197.20
12030	SAIHAM TEXTILE MILLS LTD	A	24.06	39.90	49.50	2,761,785.70
12053	C & A TEXTILES LTD.	Z	20.83	2.40	2.90	979,848.10

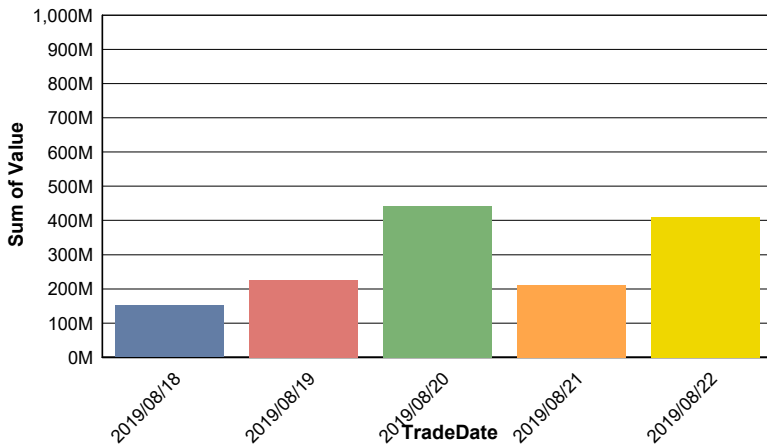
TOP TEN LOSER COMPANIES BY CLOSING PRICE

Scrip ID	Scrip Name	Category	Week Difference	Opening	Closing	Turnover (BDT)
10003	SANDHANI LIFE INSURANCE CO.LTD	A	-13.80	26.80	23.10	24,570,823.30
21052	SEML FBLSL GROWTH FUND	A	-12.87	26.40	23.00	208,593.20
32007	IMAM BUTTON INDUSTRIES LTD	Z	-12.65	24.50	21.40	5,859.90
19010	KHULNA PRINTING & PACKAGING LTC	Z	-9.72	14.40	13.00	10,737.50
11022	ASIA PACIFIC GEN INS CO LTD	A	-9.39	26.60	24.10	64,694.00
16002	QUASEM INDUSTRIES LIMITED	A	-9.06	36.40	33.10	515,633.40
21047	VANGUARD AML RUPALI BANK BALAN	A	-8.95	6.70	6.10	191,591.20
12017	ALLTEX INDUSTRIES LIMITED	Z	-8.69	11.50	10.50	6,428.40
12066	VFS THREAD DYEING LIMITED	A	-8.58	39.60	36.20	9,319,150.20
10012	SUNLIFE INSURANCE COMPANY LTD.	Z	-8.33	18.00	16.50	91,411.50

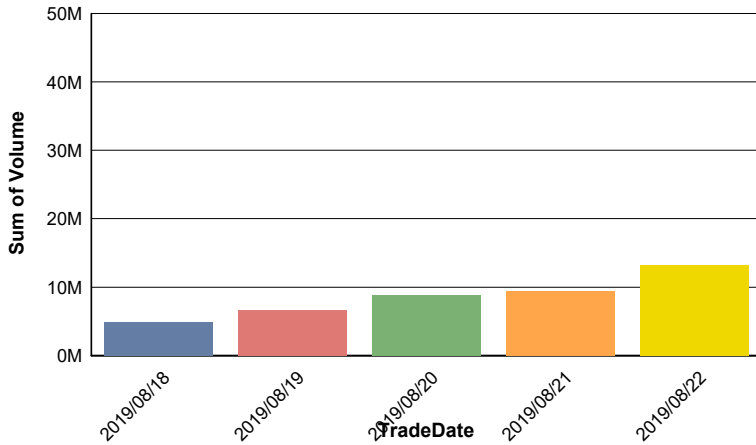
TOP TEN COMPANIES BY TURNOVER

Scrip ID	Scrip Name	Turnover (BDT)	Volume
16019	SINGER BANGLADESH LIMITED	385,971,130.20	1,831,053
13008	ORION INFUSION LIMITED	94,255,725.40	1,401,861
20019	Doreen Power Generations and Systems Limited	92,088,837.00	1,127,814
13023	BEACON Pharmaceuticals Ltd.	37,539,234.30	1,530,956
32004	BD SHIPPING CORPORATION	35,372,464.50	630,056
32003	BEXIMCO LIMITED	34,999,608.90	1,748,229
16040	COPPERTECH INDUSTRIES LTD.	26,537,777.30	660,528
20010	KHULNA POWER COMPANY LIMITED	26,226,581.90	438,116
10003	SANDHANI LIFE INSURANCE CO.LTD	24,570,823.30	963,379
16038	S. S. STEEL LIMITED	23,996,882.30	866,955

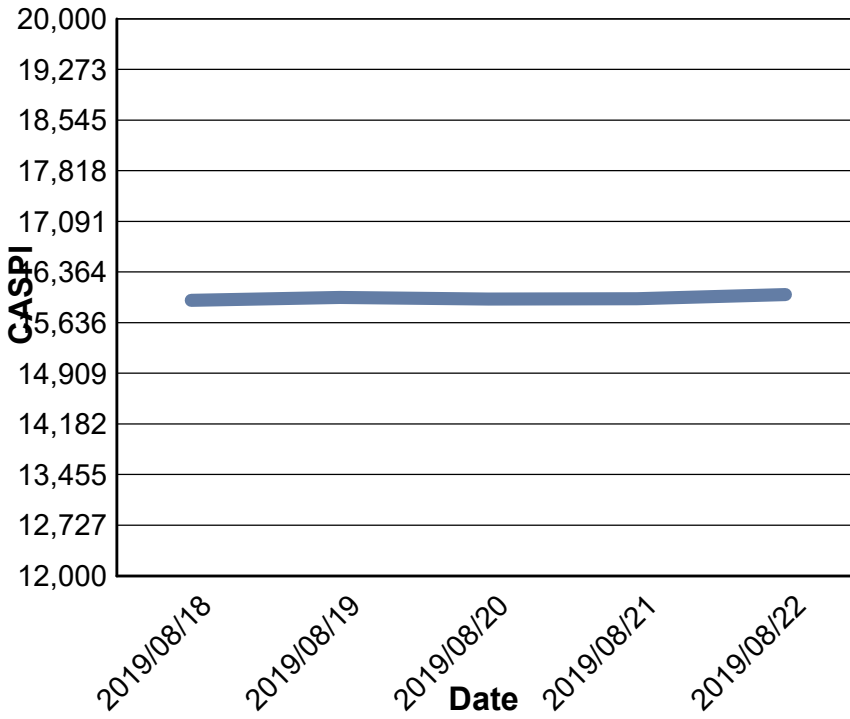
Data for Turnover Value



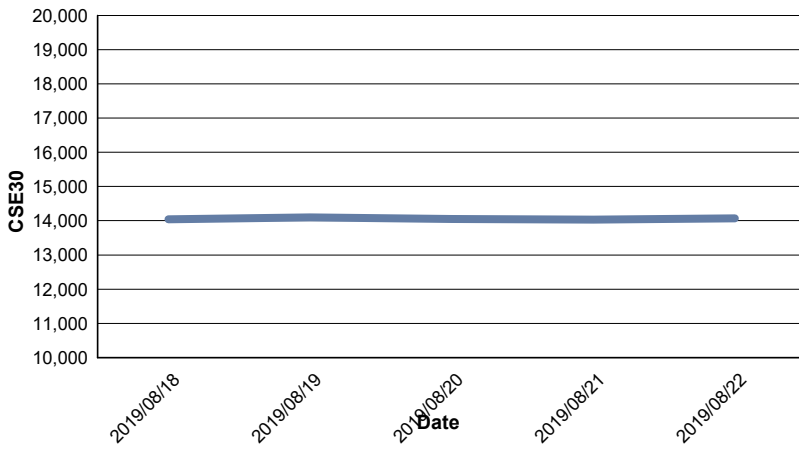
Data for Turnover Volume



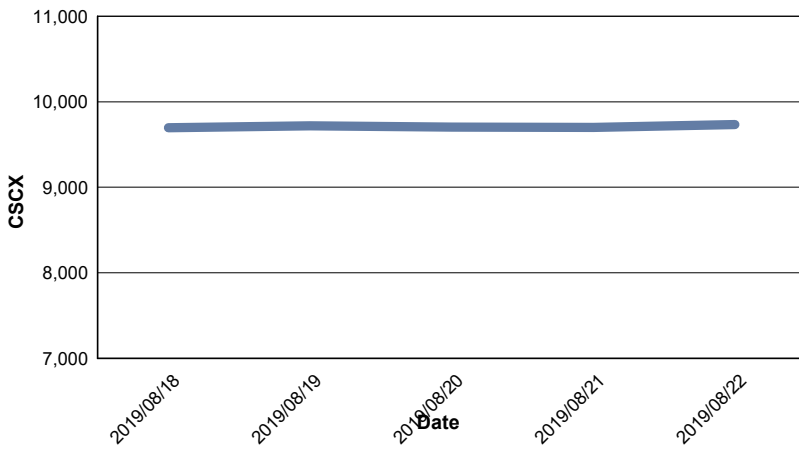
CASPI Index



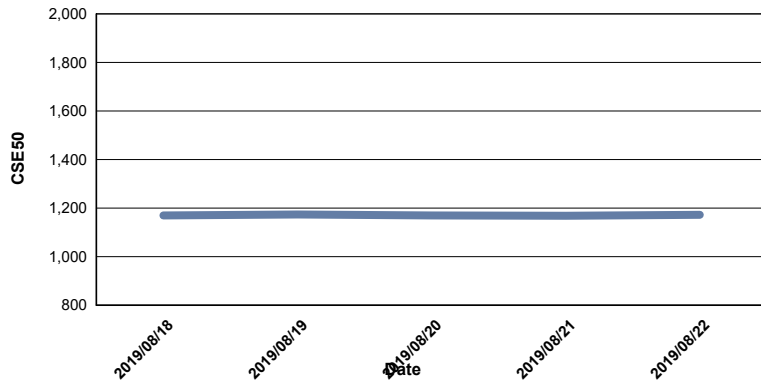
Index CSE30



Index CSCX



Index CSE50



Index CSI

