

Chittagong Stock Exchange

04-Apr-19

Weekly Market Summary

Week: 2019-03-31 to 2019-04-04 (5 days)

Total Turnover (BDT) :	1,354,120,601.60
Volume of Share (Nos):	21,671,231.00
Total Contact(Nos)	25,841
Total Scrip Traded	297

CATEGORY WISE TURNOVER		
Group	Turnover Value(BDT)	% of Total
A	1,270,406,522.80	93.81
B	47,848,219.80	3.53
N	26,552,791.70	1.96
Z	9,313,067.30	0.69

MAJOR INDICES IN THE WEEK					
Date	CASPI	CSE30	CSCX	CSE50	CSI
03/28/2019	16881.2798	14777.2988	10226.8444	1,229.77	1,125.88
04/04/2019	16740.4291	14710.0774	10135.2376	1,213.44	1,113.92
change in %	-0.8344	-0.4549	-0.8957	-1.33	-1.06

SCRIP PERFORMANCE IN THE WEEK	
Advanced	106
Declined	165
No Change	26
Total Traded Issues	297

TOP TEN GAINER COMPANIES BY CLOSING PRICE						
Scrip ID	Scrip Name	Category	Week		Closing	Turnover (BDT)
			Difference	Opening		
11016	PRIME INSURANCE COMPANY LTD	A	22.89	16.60	20.40	518,748.00
11007	FEDERAL INSURANCE COMPANY LTD	B	16.50	10.30	12.00	2,588,615.20
16017	BD WELDING ELECTRODES LIMITED	Z	14.45	16.60	19.00	265,603.60
11024	SONAR BANGLA INSURANCE LTD.	A	14.36	54.30	62.10	301,531.40
11027	PARAMOUNT INSURANCE CO. LTD	A	12.50	14.40	16.20	348,281.50
18007	UNITED AIRWAYS (BD) LTD.	Z	12.00	2.50	2.80	4,188,732.40
11037	PROVATI INSURANCE CO. LTD	A	11.47	30.50	34.00	989,451.20
11034	MERCANTILE INSURANCE CO.LTD.	A	10.64	31.00	34.30	5,675,580.00
25016	PHOENIX FINANCE & INVESTMENTS	A	9.69	33.00	36.20	404,510.80
15005	ARAMIT CEMENT LIMITED	Z	9.61	20.80	22.80	117,125.20

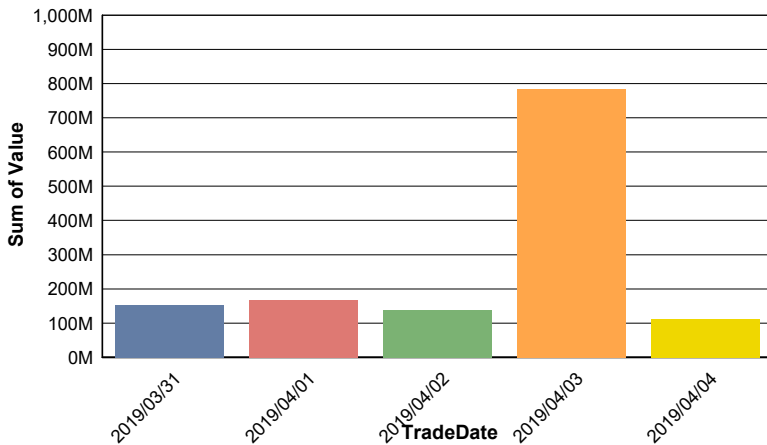
TOP TEN LOSER COMPANIES BY CLOSING PRICE

Scrip ID	Scrip Name	Category	Week Difference	Opening	Closing	Turnover (BDT)
11003	GREEN DELTA INSURANCE COMPANY	A	-16.92	65.00	54.00	2,110.50
16038	S. S. STEEL LIMITED	N	-13.09	31.30	27.20	12,065,642.60
24010	AAMRA NETWORKS LIMITED	A	-12.81	56.20	49.00	1,891,980.80
24008	AAMRA TECHNOLOGIES LIMITED	A	-10.91	28.40	25.30	2,316,315.00
16037	NAHEE ALUMINUM COMPOSITE PANE	A	-10.23	55.70	50.00	37,105.00
21039	NLI FIRST MUTUAL FUND	A	-9.65	14.50	13.10	6,550.00
22015	SOUTHEAST BANK LIMITED	A	-9.03	15.50	14.10	1,367,149.70
16002	QUASEM INDUSTRIES LIMITED	A	-8.78	41.00	37.40	1,209,673.50
21035	EBL NRB MUTUAL FUND	A	-8.33	4.80	4.40	134,154.40
17008	LEGACY FOOTWEAR LIMITED	A	-8.06	145.00	133.30	8,162,609.60

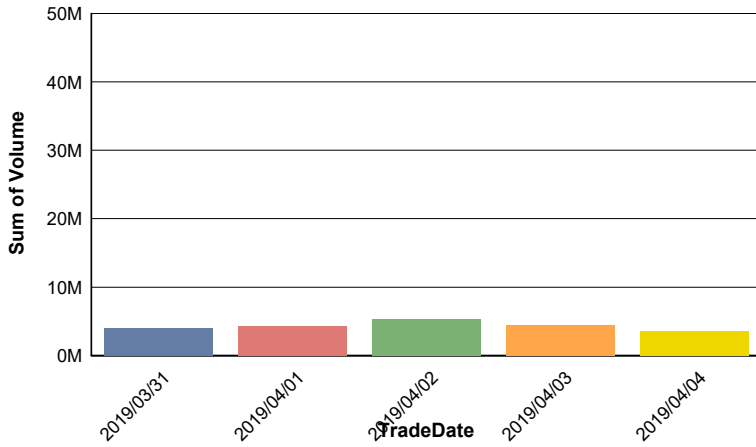
TOP TEN COMPANIES BY TURNOVER

Scrip ID	Scrip Name	Turnover (BDT)	Volume
32009	BRITISH AMERICAN TOBACCO BD CO	659,896,210.10	143,465
20018	UNITED POWER GENERATION & DISTRIBUTION	57,008,036.50	143,814
26001	GRAMEENPHONE LIMITED	49,928,319.40	121,662
13020	BERGER PAINTS BANGLADESH LTD	34,972,831.10	19,329
22029	BRAC BANK LIMITED	31,077,237.10	397,396
13002	SQUARE PHARMACEUTICALS LIMITED	26,802,331.00	100,087
13034	INDO-BANGLA PHARMACEUTICALS LTD.	19,424,371.30	724,197
11014	EASTERN INSURANCE COMPANY LTD	15,205,474.00	292,120
32003	BEXIMCO LIMITED	14,393,555.50	642,156
16032	BANGLADESH STEEL RE-ROLLING MILLS LTD	13,246,594.30	184,269

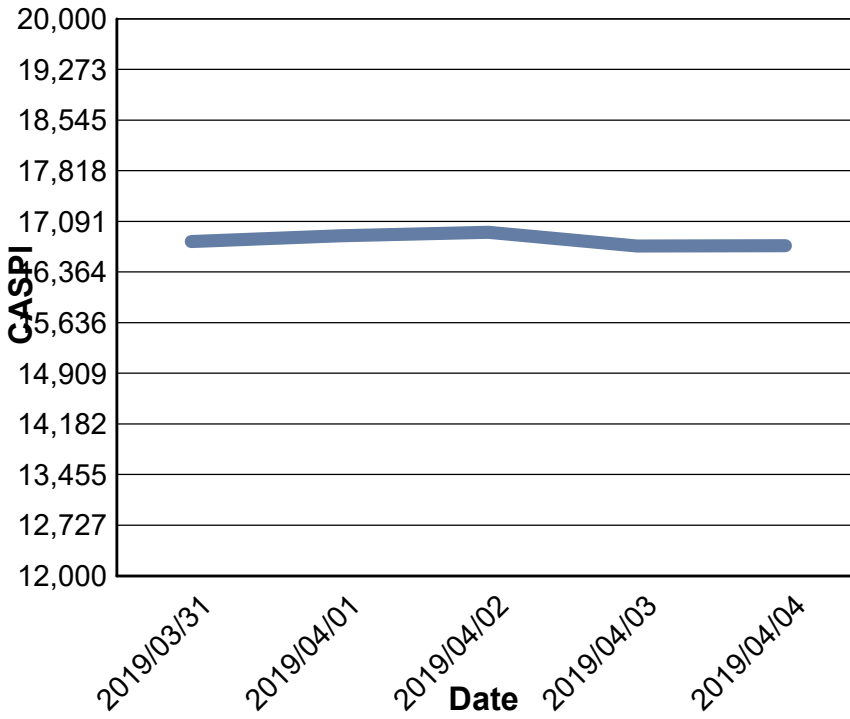
Data for Turnover Value



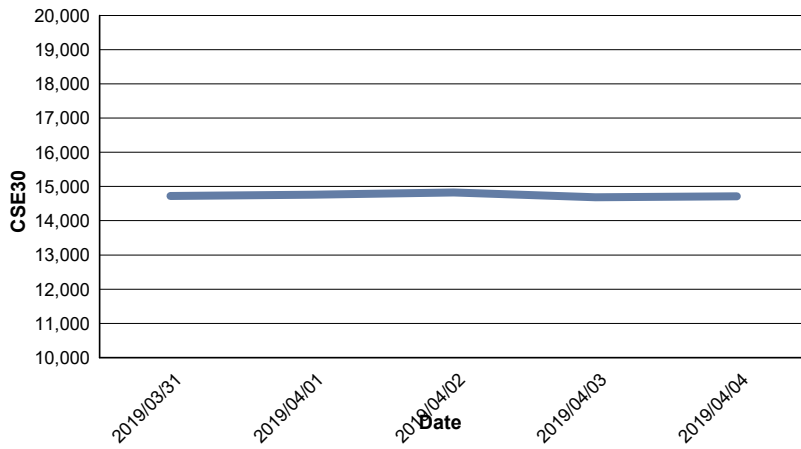
Data for Turnover Volume



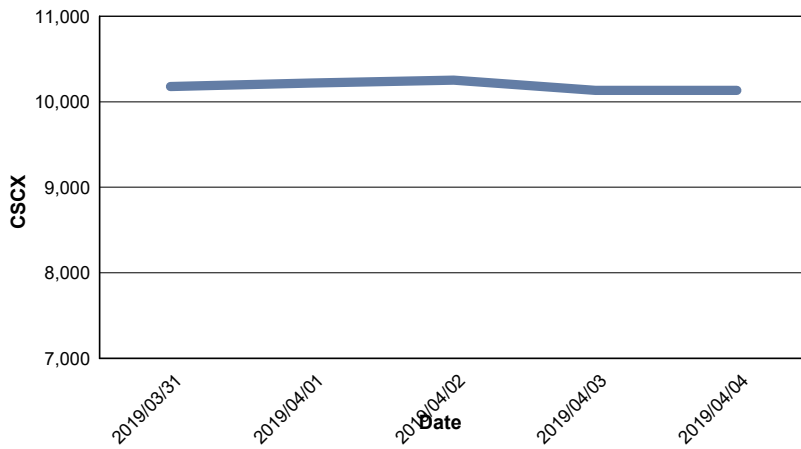
CASPI Index



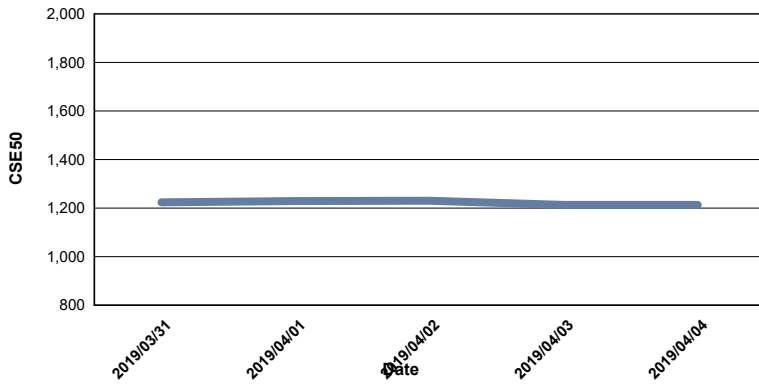
Index CSE30



Index CSCX



Index CSE50



Index CSI

