

Chittagong Stock Exchange

07-Jan-21

Weekly Market Summary

Week: 2021-01-03 to 2021-01-07 (5 days)

Total Turnover (BDT)	: 4,837,197,571.20
Volume of Share (Nos):	215,072,223.00
Total Contact(Nos)	136,263
Total Scrip Traded	326

CATEGORY WISE TURNOVER		
Group	Turnover Value(BDT)	% of Total
A	2,853,718,936.80	58.97
B	772,251,529.30	15.95
N	1,169,129,282.40	24.15
Z	42,097,822.70	0.87

MAJOR INDICES IN THE WEEK					
Date	CASPI	CSE30	CSCX	CSE50	CSI
01/07/2021	16348.9770	12771.6215	9859.7792	1,217.83	1,044.41
12/30/2020	15592.9218	12426.5222	9403.5469	1,160.37	1,018.86
change in %	4.8487	2.7771	4.8517	4.95	2.51

SCRIP PERFORMANCE IN THE WEEK	
Advanced	206
Declined	87
No Change	33
Total Traded Issues	326

TOP TEN GAINER COMPANIES BY CLOSING PRICE						
Scrip ID	Scrip Name	Category	Week		Closing	Turnover (BDT)
			Difference	Opening		
26003	ROBI AXIATA LIMITED	N	59.73	29.80	47.60	998,679,857.30
20014	GBB POWER LIMITED	A	47.61	14.70	21.70	36,157,205.20
25020	BAY LEASING & INVESTMENT LTD.	A	42.03	22.60	32.10	8,545,670.40
13024	ACTIVE FINE CHEMICALS LTD.	B	39.05	16.90	23.50	44,646,813.00
11041	CRYSTAL INSURANCE COMPANY LIM	N	35.53	39.40	53.40	82,360,150.50
25011	BD INDUSTRIAL FINANCE CO. LTD	Z	30.00	4.00	5.20	23,445.20
22003	NATIONAL BANK LIMITED	A	28.57	7.00	9.00	325,700,425.20
25010	LANKABANGLA FINANCE LIMITED	A	25.79	31.40	39.50	175,898,602.00
12023	DELTA SPINNERS LIMITED	Z	25.00	6.40	8.00	2,250,964.30
16021	GOLDEN SON LIMITED	Z	25.00	11.20	14.00	4,781,939.60

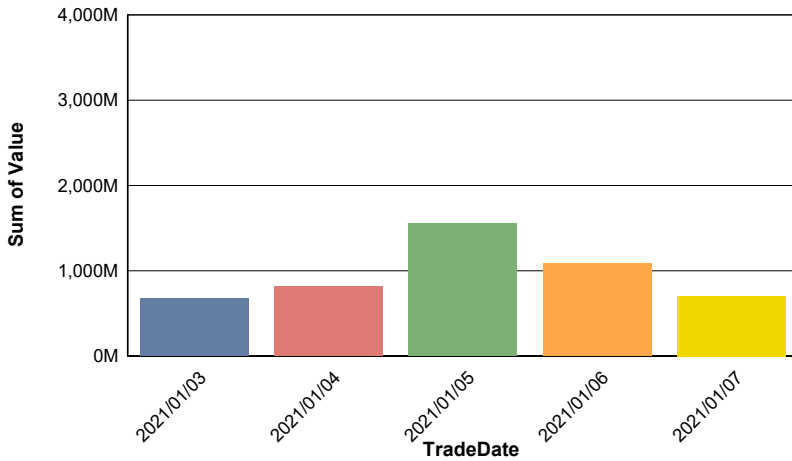
TOP TEN LOSER COMPANIES BY CLOSING PRICE

Scrip ID	Scrip Name	Category	Week Difference	Opening	Closing	Turnover (BDT)
11039	BANGLADESH NATIONAL INSURANCE	A	-12.97	71.70	62.40	26,653,476.00
23005	SHINEPUKUR CERAMICS LIMITED	B	-12.50	32.80	28.70	59,905,059.30
16013	BANGLADESH LAMPS LIMITED	A	-12.20	183.50	161.10	480,680.00
13007	AMBEE PHARMACEUTICALS LIMITED	A	-12.13	478.00	420.00	10,224.00
11033	REPUBLIC INSURANCE COMPANY LTD	A	-11.98	55.90	49.20	4,821,697.00
11016	PRIME INSURANCE COMPANY LTD	A	-11.63	50.70	44.80	435,478.00
11017	PIONEER INSURANCE COMPANY LTD	A	-11.39	79.00	70.00	1,077,365.00
16015	EASTERN CABLES LIMITED	B	-10.58	170.00	152.00	452,113.30
11021	NITOL INSURANCE COMPANY LTD	A	-9.79	64.30	58.00	1,507,903.20
11032	NORTHERN ISLAMI INSURANCE LIMIT	A	-9.78	47.00	42.40	3,048,225.70

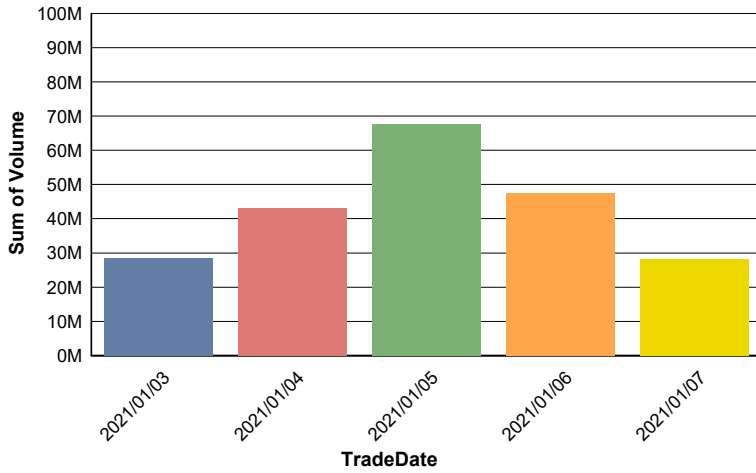
TOP TEN COMPANIES BY TURNOVER

Scrip ID	Scrip Name	Turnover (BDT)	Volume
26003	ROBI AXIATA LIMITED	998,679,857.30	24,233,568
22010	INTL FINANCE INV & COMM BANK	473,243,049.10	30,329,949
32003	BEXIMCO LIMITED	351,845,177.60	5,531,229
22003	NATIONAL BANK LIMITED	325,700,425.20	37,974,423
25010	LANKABANGLA FINANCE LIMITED	175,898,602.00	4,762,951
13005	BEXIMCO PHARMACEUTICALS LTD	161,997,497.40	854,882
22012	AL-ARAFAH ISLAMI BANK LTD.	161,715,535.10	7,209,484
20006	POWER GRID COMPANY OF BD LTD.	122,107,504.20	2,407,723
15009	LAFARGE HOLCIM BANGLADESH LIMITED	104,852,043.50	1,917,847
11041	CRYSTAL INSURANCE COMPANY LIMITED	82,360,150.50	1,592,340

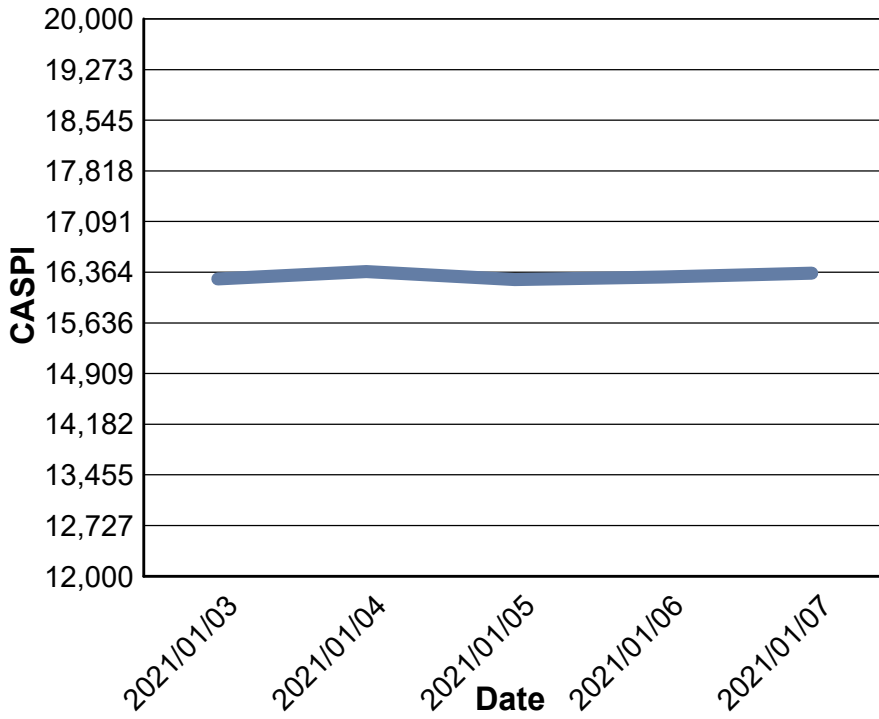
Data for Turnover Value



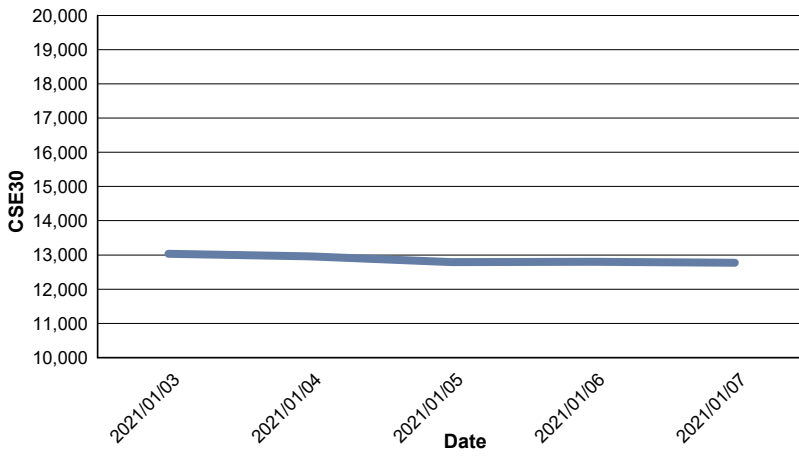
Data for Turnover Volume



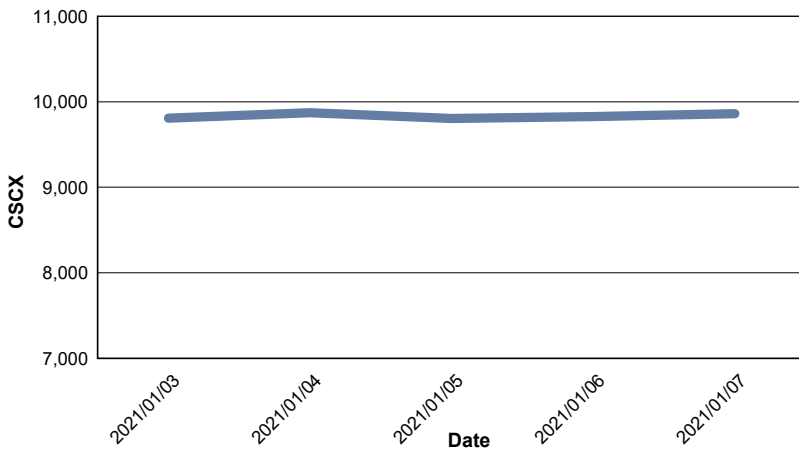
CASPI Index



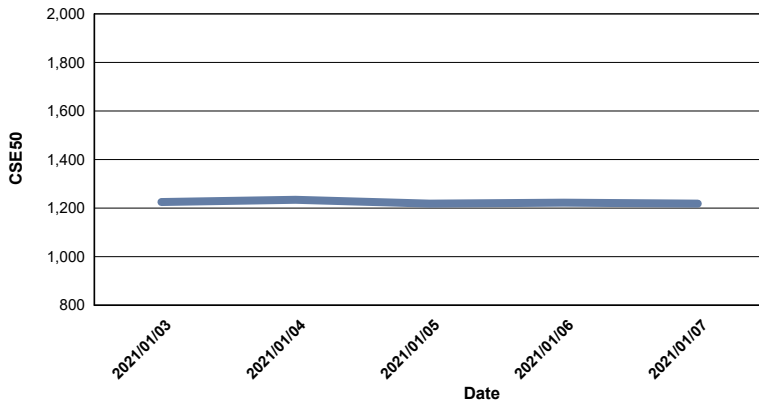
Index CSE30



Index CSCX



Index CSE50



Index CSI

