

# Chittagong Stock Exchange

01-Apr-21

## Weekly Market Summary

**Week:** 2021-03-28 to 2021-04-01 (Excluding March 30,2021 Total 4 days)

<b>Total Turnover (BDT) :</b>	1,313,694,511.30
<b>Volume of Share (Nos):</b>	63,959,120.00
<b>Total Contact(Nos)</b>	35,399
<b>Total Scrip Traded</b>	294

CATEGORY WISE TURNOVER		
Group	Turnover Value(BDT)	% of Total
A	906,049,988.80	68.96
B	119,036,140.90	9.06
N	281,126,420.60	21.39
Z	7,481,961.00	0.57

MAJOR INDICES IN THE WEEK					
Date	CASPI	CSE30	CSCX	CSE50	CSI
03/25/2021	15424.5321	11774.1073	9304.9893	1,175.70	991.09
04/01/2021	15256.4122	11603.9394	9203.0674	1,155.60	978.51
change in %	-1.0900	-1.4453	-1.0953	-1.71	-1.27

SCRIP PERFORMANCE IN THE WEEK	
Advanced	66
Declined	148
No Change	80
Total Traded Issues	294

TOP TEN GAINER COMPANIES BY CLOSING PRICE						
Scrip ID	Scrip Name	Category	Week		Closing	Turnover (BDT)
			Difference	Opening		
11042	DESH GENERAL INSURANCE COMPAI	N	147.00	10.00	24.70	116,352.50
14027	EMERALD OIL INDUSTRIES LIMITED	Z	19.16	12.00	14.30	2,611,830.60
11037	PROVATI INSURANCE CO. LTD	A	13.35	79.40	90.00	462,334.30
21051	CAPM IBBL ISLAMIC MUTUAL FUND	A	12.57	15.90	17.90	385,670.80
25005	MIDAS FINANCING LIMITED	B	10.00	16.00	17.60	29,897.00
25004	FIRST FINANCE LIMITED	Z	9.52	6.30	6.90	4,705.80
11006	CENTRAL INSURANCE COMPANY LTD	A	9.28	60.30	65.90	20,028,928.50
15002	HEIDELBERG CEMENT BANGLADESH	A	8.80	159.00	173.00	481,441.70
14010	NATIONAL TEA COMPANY LIMITED	A	8.74	469.00	510.00	510.00
14012	RAHIMA FOOD CORPORATION LTD	A	7.90	234.10	252.60	29,676,153.10

**TOP TEN LOSER COMPANIES BY CLOSING PRICE**

Scrip ID	Scrip Name	Category	Week Difference	Opening	Closing	Turnover (BDT)
22010	INTL FINANCE INV & COMM BANK	A	-15.96	11.90	10.00	149,143,733.60
22017	DUTCH-BANGLA BANK LIMITED	A	-14.67	66.80	57.00	817,740.80
12065	AMAN COTTON FIBROUS LTD.	A	-14.38	29.20	25.00	352,367.20
13024	ACTIVE FINE CHEMICALS LTD.	B	-12.42	16.10	14.10	2,979,677.30
13025	SALVO CHEMICAL INDUSTRY LTD	B	-11.47	12.20	10.80	38,553.60
10012	SUNLIFE INSURANCE COMPANY LTD.	Z	-10.00	22.00	19.80	4,791.60
25022	FAREAST FINANCE & INVESTMENT L	Z	-10.00	4.00	3.60	1,843.20
32006	GQ BALL PEN INDUSTRIES LIMITED	A	-10.00	147.00	132.30	29,106.00
21032	AIBL 1ST ISLAMIC MUTUAL FUND	A	-9.09	8.80	8.00	80,300.00
25001	INVESTMENT CORP OF BANGLADESH	A	-9.07	90.40	82.20	164.40

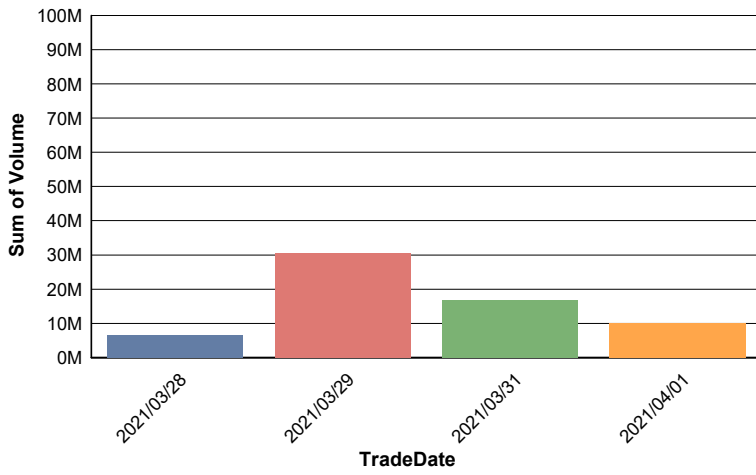
**TOP TEN COMPANIES BY TURNOVER**

Scrip ID	Scrip Name	Turnover (BDT)	Volume
22003	NATIONAL BANK LIMITED	186,253,684.10	23,674,731
26003	ROBI AXIATA LIMITED	161,631,141.80	3,565,765
22010	INTL FINANCE INV & COMM BANK	149,143,733.60	12,902,321
13022	MARICO BANGLADESH LIMITED	88,736,077.30	40,443
32003	BEXIMCO LIMITED	64,743,312.20	859,647
13005	BEXIMCO PHARMACEUTICALS LTD	56,256,901.70	286,819
22034	NRB COMMERCIAL BANK LIMITED	46,962,103.60	3,777,568
25010	LANKABANGLA FINANCE LIMITED	40,951,188.40	1,432,554
32009	BRITISH AMERICAN TOBACCO BD CO	32,311,672.30	60,621
14012	RAHIMA FOOD CORPORATION LTD	29,676,153.10	116,668

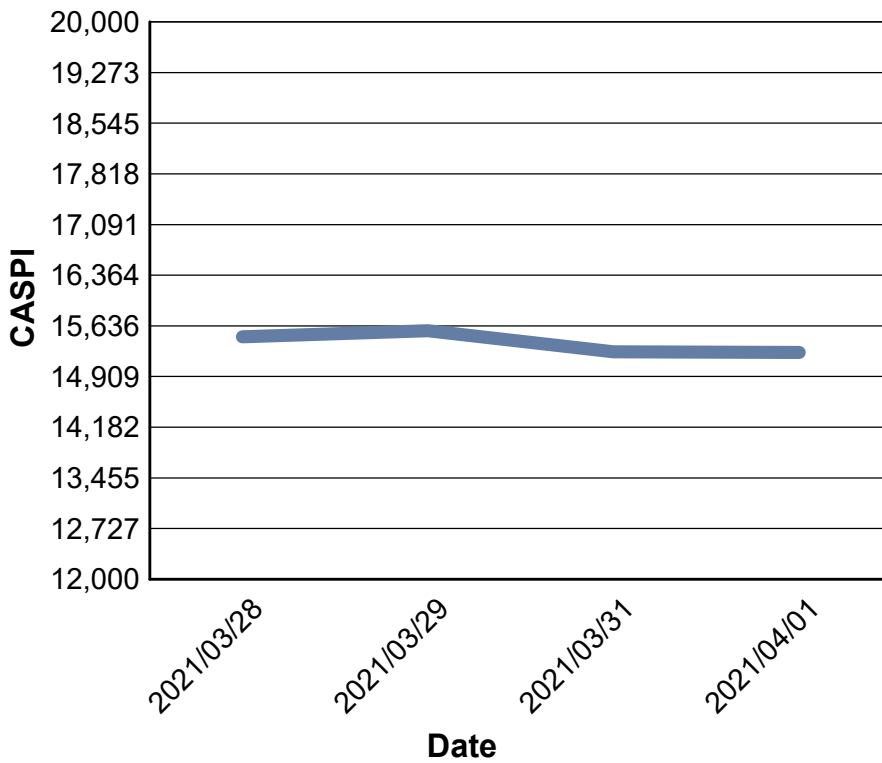
**Data for Turnover Value**



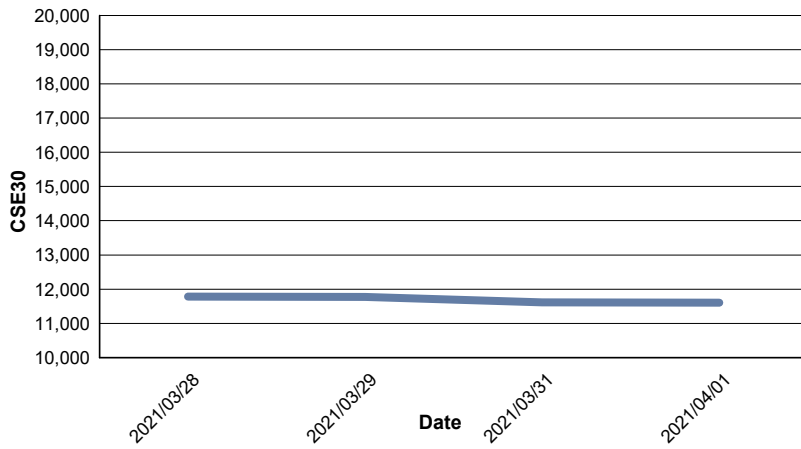
### Data for Turnover Volume



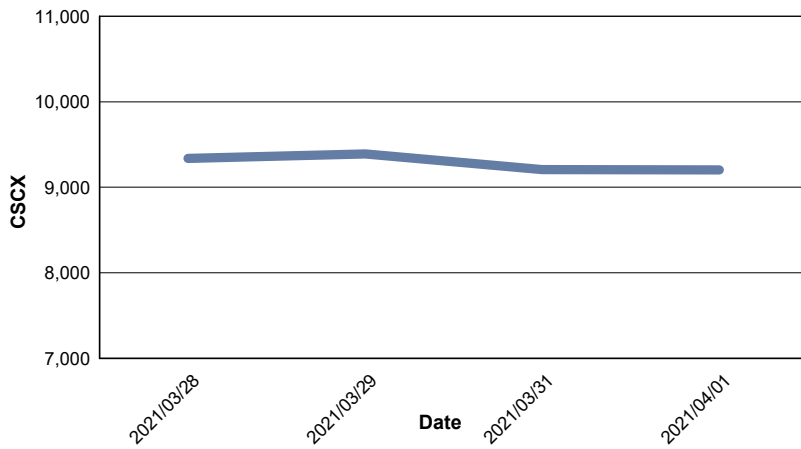
### CASPI Index



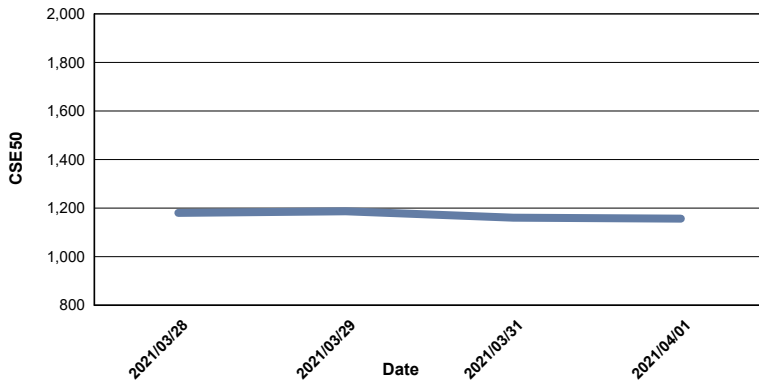
### Index CSE30



### Index CSCX



### Index CSE50



### Index CSI

