

Chittagong Stock Exchange

25-May-23

Weekly Market Summary

Week: 2023-05-21 to 2023-05-25 (5 days)

Total Turnover (BDT) :	956,569,526.80
Volume of Share (Nos):	26,354,461.00
Total Contact(Nos)	35,574
Total Scrip Traded	317

CATEGORY WISE TURNOVER		
Group	Turnover Value(BDT)	% of Total
A	670,610,914.20	70.10
B	153,145,282.80	16.00
N	90,780,165.50	9.49
Z	42,033,164.30	4.39

MAJOR INDICES IN THE WEEK						
Date	CASPI	CSE30	CSCX	CSE50	CSI	CSESMEX
05/18/2023	18530.4498	13447.0911	11094.1379	1,316.14	1,167.19	1,622.87
05/25/2023	18637.9595	13409.4354	11151.4725	1,318.30	1,167.88	1,680.89
change in %	0.5802	-0.2800	0.5168	0.16	0.06	3.58

SCRIP PERFORMANCE IN THE WEEK	
Advanced	90
Declined	67
No Change	160
Total Traded Issues	317

TOP TEN GAINER COMPANIES BY CLOSING PRICE							
Scrip ID	Scrip Name	Category	Week Difference	Opening	Closing	Turnover	
						(BDT)	
10015	TRUST ISLAMI LIFE INSURANCE LTD.	N	59.65	17.60	28.10	11,183.20	
32605	HIMADRI LIMITED	N	46.00	82.60	120.60	420.90	
10010	RUPALI LIFE INSURANCE CO. LTD.	A	37.74	117.10	161.30	85,578,158.20	
14010	NATIONAL TEA COMPANY LIMITED	B	28.54	256.80	330.10	3,645.30	
17008	LEGACY FOOTWEAR LIMITED	B	27.24	78.90	100.40	6,131,239.30	
14027	EMERALD OIL INDUSTRIES LIMITED	Z	25.52	86.20	108.20	40,745,763.20	
32007	IMAM BUTTON INDUSTRIES LTD	Z	20.90	86.60	104.70	507,772.70	
12601	APEX WEAVING & FINISHING MILLS	N	20.49	16.10	19.40	22,489.00	
21051	CAPM IBBL ISLAMIC MUTUAL FUND	A	20.18	10.90	13.10	2,801,738.70	
32001	USMANIA GLASS SHEET FAC LTD	Z	20.18	53.00	63.70	87,525.00	

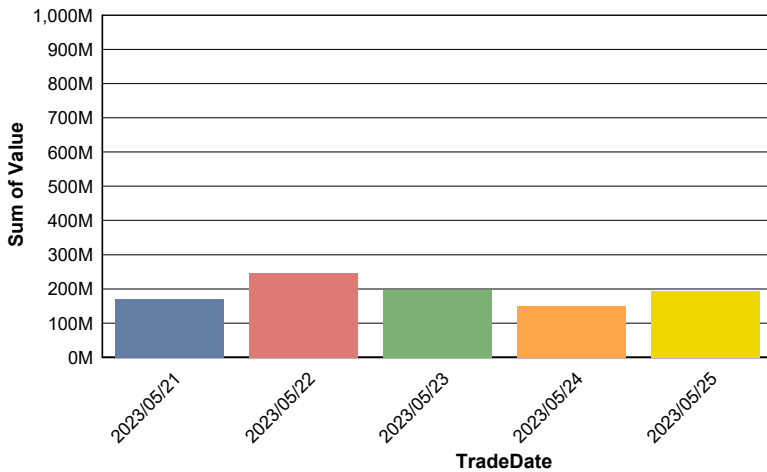
TOP TEN LOSER COMPANIES BY CLOSING PRICE

Scrip ID	Scrip Name	Category	Week Difference	Opening	Closing	Turnover (BDT)
19007	BD MONOSPOOL PAPER MFG. CO. LT	A	-9.74	346.70	312.90	2,781,761.50
22033	FIRST SECURITY ISLAMI BANK LTD	A	-9.00	10.00	9.10	49,858.90
22018	MUTUAL TRUST BANK LIMITED	A	-8.93	17.90	16.30	20,406.00
22028	JAMUNA BANK LIMITED	A	-7.92	22.70	20.90	257,099.60
22031	THE PREMIER BANK LIMITED	A	-7.80	14.10	13.00	3,778,098.90
13030	FAR CHEMICAL INDUSTRIES LTD.	B	-7.75	11.60	10.70	13,248,803.90
14001	APEX FOODS LIMITED	A	-7.18	455.20	422.50	206,268.70
11032	NORTHERN ISLAMI INSURANCE LIMIT	A	-6.99	48.60	45.20	826,981.80
13007	AMBEE PHARMACEUTICALS LIMITED	A	-6.86	559.50	521.10	104,220.00
14026	OLYMPIC INDUSTRIES LIMITED	A	-5.32	165.30	156.50	1,659,954.00

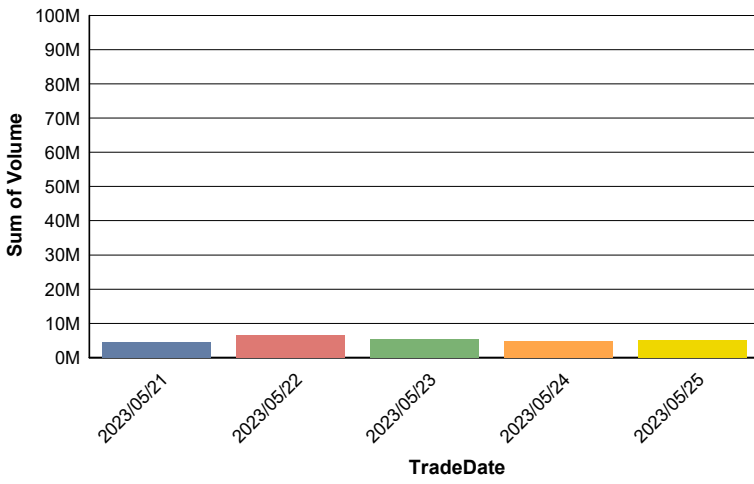
TOP TEN COMPANIES BY TURNOVER

Scrip ID	Scrip Name	Turnover (BDT)	Volume
10010	RUPALI LIFE INSURANCE CO. LTD.	85,578,158.20	591,769
32003	BEXIMCO LIMITED	69,391,463.10	552,982
26002	BANGLADESH SUBMARINE CABLE CO.	46,297,937.20	230,101
14027	EMERALD OIL INDUSTRIES LIMITED	40,745,763.20	485,700
24010	AAMRA NETWORKS LIMITED	39,776,461.00	496,151
22037	GLOBAL ISLAMI BANK LIMITED	39,524,455.20	4,384,353
13013	THE IBN SINA PHARMACEUTICALS PLC	36,892,560.80	130,053
16034	KDS ACCESSORIES LIMITED	32,257,536.00	420,020
12050	FAR EAST KNITTING & DYEING INDUSTRIES I	31,726,341.40	1,539,148
22038	MIDLAND BANK LIMITED	28,913,061.30	1,897,902

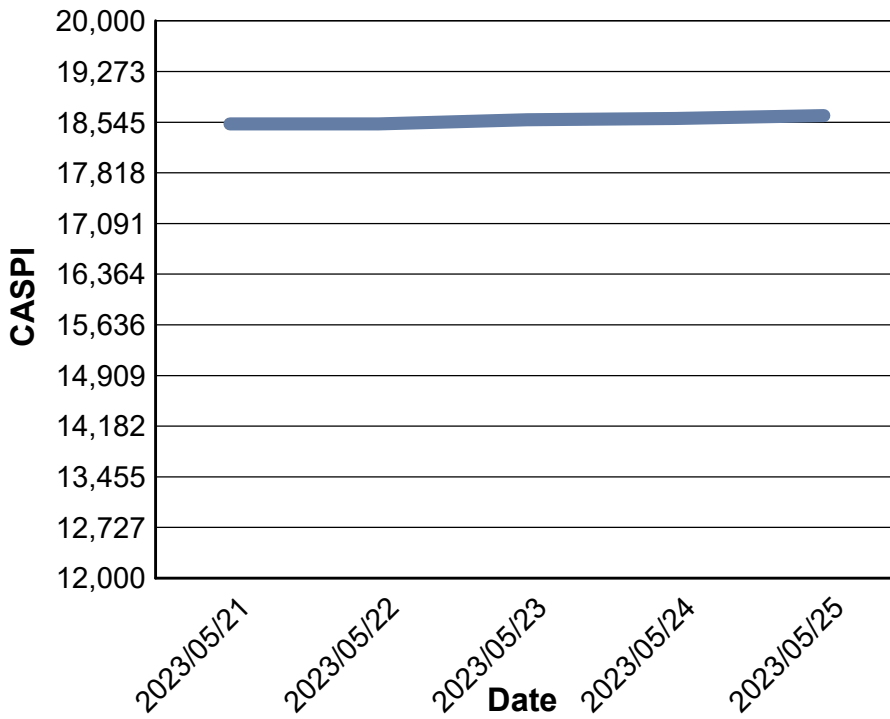
Data for Turnover Value



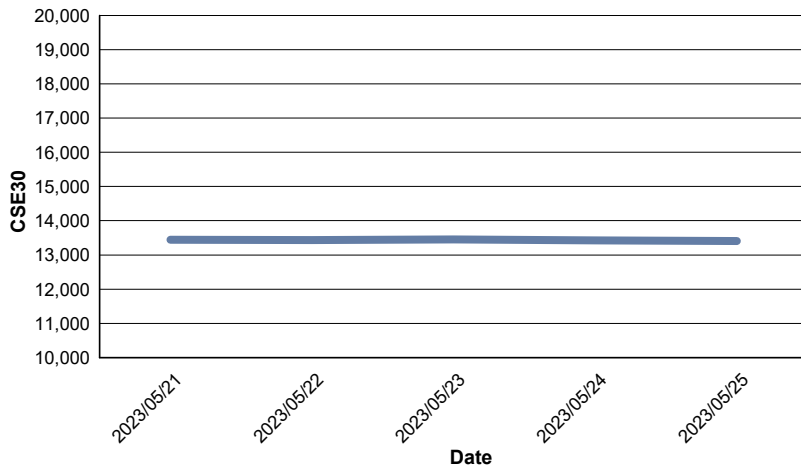
Data for Turnover Volume



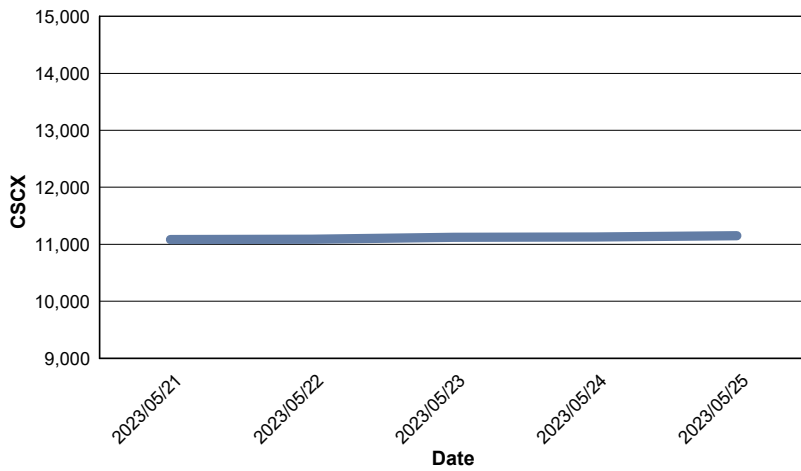
CASPI Index



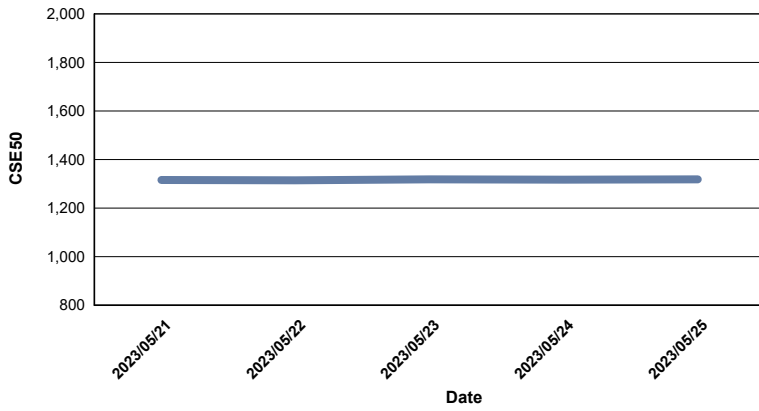
Index CSE30



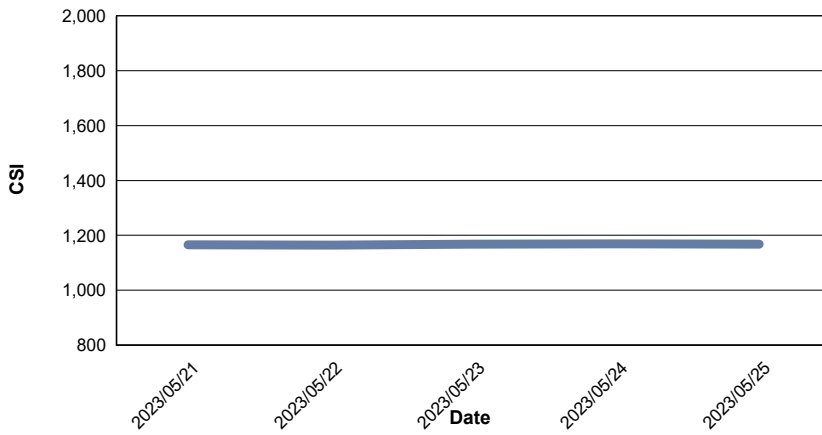
Index CSCX



Index CSE50



Index CSI



Index CSESMEX

