

Chittagong Stock Exchange

Weekly Market Summary

19-Sep-24

Week: 2024-09-15 to 2024-09-19 (Total 4 Days excluding 16th September,2024)

Total Turnover (BDT) :	421,710,442.80
Volume of Share (Nos):	10,432,723.00
Total Contact(Nos)	11,390
Total Scrip Traded	321

CATEGORY WISE TURNOVER		
Group	Turnover Value(BDT)	% of Total
A	331,462,615.00	78.60
B	74,895,987.80	17.76
N	12,579,702.10	2.98
Z	2,772,137.90	0.66

MAJOR INDICES IN THE WEEK						
Date	CASPI	CSE30	CSCX	CSE50	CSI	CSESMEX
09/12/2024	16140.0240	13012.6696	9729.5338	1,194.55	1,030.66	2,512.62
09/19/2024	16191.8951	12984.1647	9760.4326	1,200.41	1,039.93	2,521.29
change in %	0.3214	-0.2191	0.3176	0.49	0.90	0.35

SCRIP PERFORMANCE IN THE WEEK	
Advanced	142
Declined	152
No Change	27
Total Traded Issues	321

TOP TEN GAINER COMPANIES BY CLOSING PRICE							
Scrip ID	Scrip Name	Category	Week Difference	Opening	Closing	Turnover (BDT)	
14603	AGRO ORGANICA PLC	N	24.42	47.50	59.10	231,018.00	
10008	PRAGATI LIFE INSURANCE LTD.	A	20.40	191.60	230.70	70,156,302.50	
40013	BEXIMCO GREEN SUKUK AL ISTISNA'A	A	20.04	42.40	50.90	51,738.80	
25009	ISLAMIC FINANCE & INVESTMENT	B	19.00	12.10	14.40	320,016.90	
18011	SEA PEARL BEACH RESORT & SPA LIMITED	A	18.66	46.60	55.30	5,259,981.30	
10013	SONALI LIFE INSURANCE COMPANY LTD.	A	16.90	55.60	65.00	78,868.60	
11002	PEOPLES INSURANCE COMPANY LTD	A	15.92	27.00	31.30	672,452.10	
12038	R. N. SPINNING MILLS LIMITED	Z	15.90	13.20	15.30	199,796.20	
14027	EMERALD OIL INDUSTRIES LIMITED	A	15.33	30.00	34.60	1,979,495.20	
16042	DOMINAGE STEEL BUILDING SYSTEMS	B	14.16	12.00	13.70	1,667,932.50	

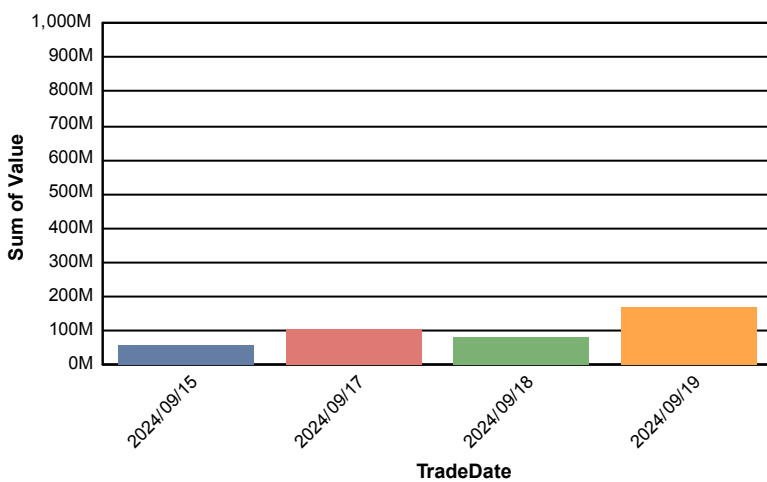
TOP TEN LOSER COMPANIES BY CLOSING PRICE

Scrip	Scrip Name	Category	Week Difference	Opening	Closing	Turnover (BDT)
21019	ICB AMCL SECOND MUTUAL FUND	A	-13.04	6.90	6.00	1,246.50
13027	ORION PHARMA LIMITED	A	-10.06	49.70	44.70	3,734,382.80
11013	PHOENIX INSURANCE COMPANY LTD	A	-10.00	30.00	27.00	231,988.70
11028	CITY GENERAL INSURANCE CO. LTD	A	-10.00	72.00	64.80	3,240.00
12031	SAFKO SPINNING MILLS LTD	Z	-10.00	13.00	11.70	409.50
14601	BENGAL BISCUITS LIMITED	N	-9.94	73.40	66.10	661.00
11032	NORTHERN ISLAMI INSURANCE LIMITED	A	-9.88	43.50	39.20	392.00
11031	STANDARD INSURANCE LIMITED	A	-9.77	35.80	32.30	872.10
21045	SEML LECTURE EQUITY MANAGEMENT FI	A	-9.33	7.50	6.80	34,000.00
21018	EBL FIRST MUTUAL FUND	A	-9.30	4.30	3.90	62,190.60

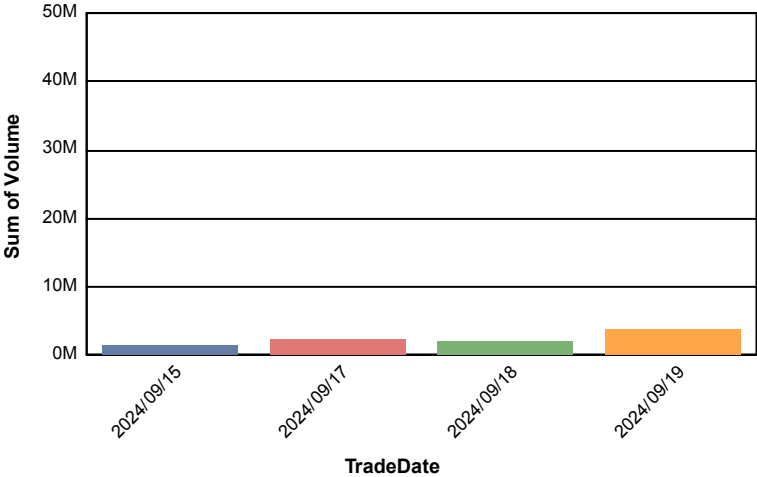
TOP TEN COMPANIES BY TURNOVER

Scrip ID	Scrip Name	Turnover (BDT)	Volume
11006	CENTRAL INSURANCE COMPANY LTD	75,750,000.00	1,500,000
10008	PRAGATI LIFE INSURANCE LTD.	70,156,302.50	317,415
26001	GRAMEENPHONE LIMITED	27,707,372.00	80,907
14022	FINE FOODS LIMITED	17,529,590.50	112,925
32019	KHAN BROTHERS PP WOVEN BAG INDUSTRI	10,834,662.00	66,820
22008	ISLAMI BANK BANGLADESH PLC.	10,721,058.80	232,398
26003	ROBI AXIATA LIMITED	6,781,687.40	241,431
32009	BRITISH AMERICAN TOBACCO BD CO	6,699,153.70	17,002
13002	SQUARE PHARMACEUTICALS PLC.	6,011,270.20	26,219
16024	GPH ISPAT LIMITED	6,001,248.70	208,894

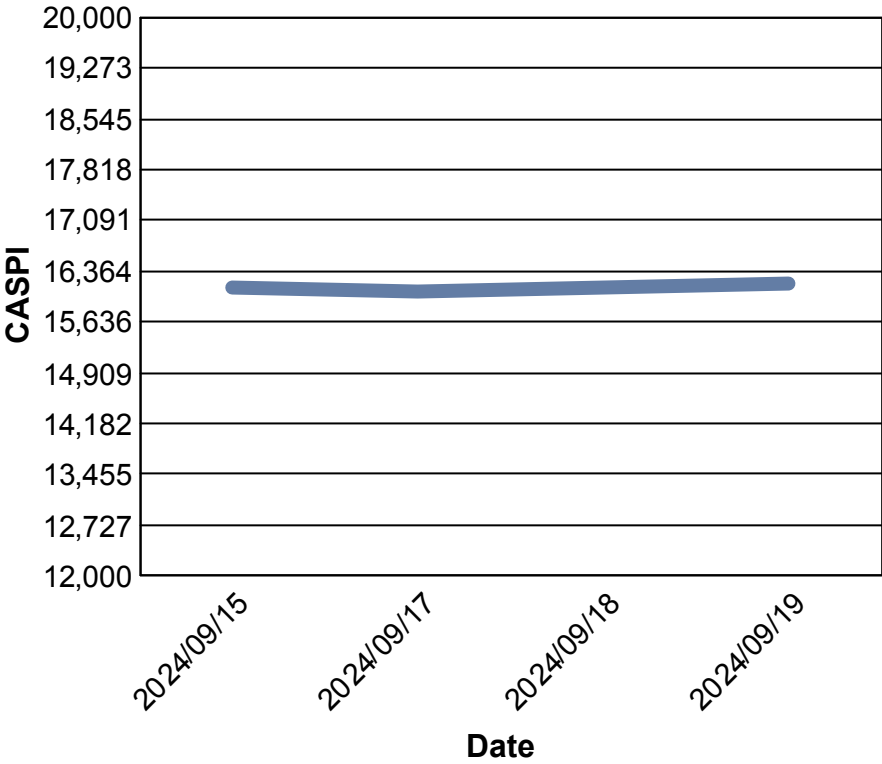
Data for Turnover Value



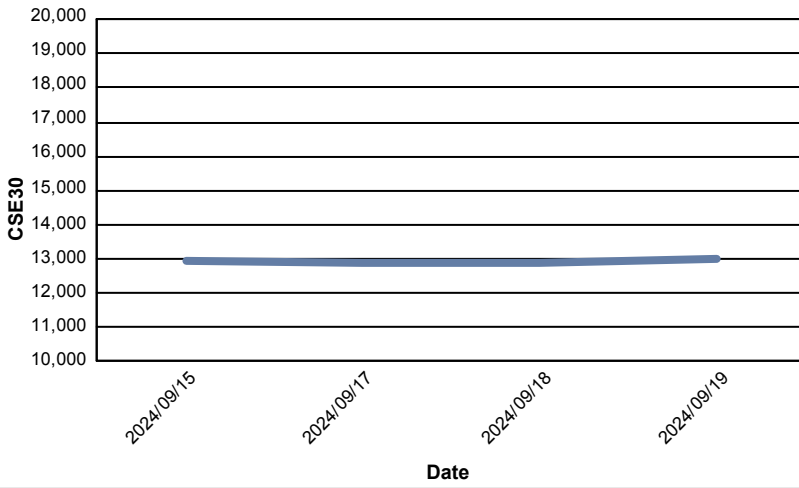
Data for Turnover Volume



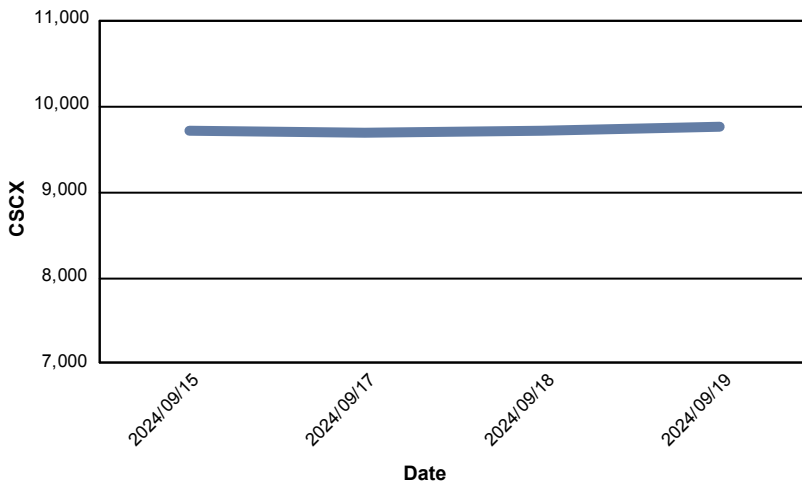
CASPI Index



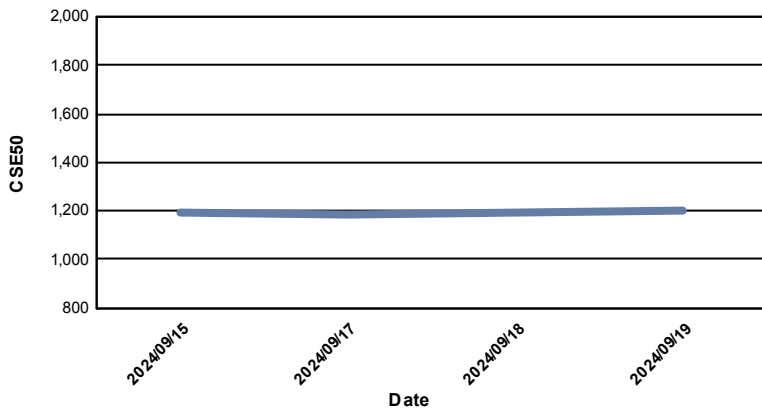
Index CSE30



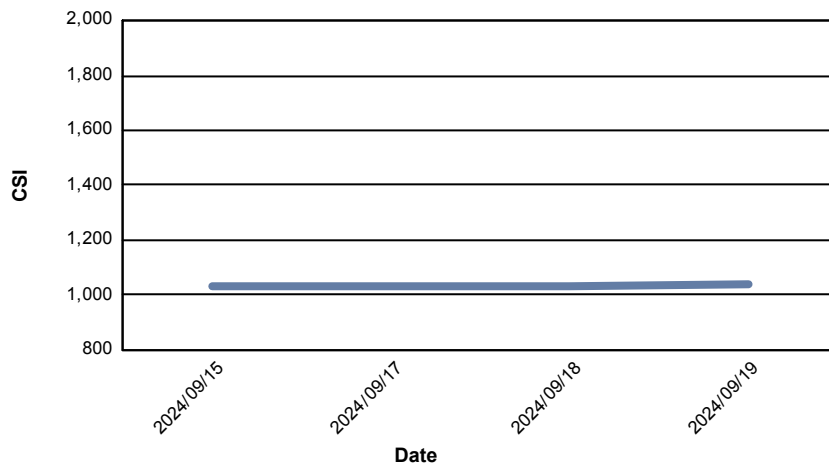
Index CSCX



Index CSE50



Index CSI



Index CSESMEX

