

Chittagong Stock Exchange

21-Apr-22

Weekly Market Summary

Week: 2022-04-17 to 2022-04-21 (5 days)

Total Turnover (BDT) :	1,649,271,585.00
Volume of Share (Nos):	59,776,837.00
Total Contact(Nos)	151,616
Total Scrip Traded	343

CATEGORY WISE TURNOVER		
Group	Turnover Value(BDT)	% of Total
A	1,012,405,698.20	61.37
B	215,500,941.40	13.06
N	416,503,610.40	25.21
Z	4,861,335.00	0.29

MAJOR INDICES IN THE WEEK						
Date	CASPI	CSE30	CSCX	CSE50	CSI	CSESMEX
04/13/2022	19366.9069	14055.4794	11619.2936	1,441.42	1,226.93	1,598.76
04/21/2022	19593.4249	14249.2953	11756.8048	1,464.01	1,241.70	1,673.87
change in %	1.1696	1.3789	1.1835	1.57	1.20	4.70

SCRIP PERFORMANCE IN THE WEEK	
Advanced	184
Declined	138
No Change	21
Total Traded Issues	343

TOP TEN GAINER COMPANIES BY CLOSING PRICE						
Scrip ID	Scrip Name	Category	Week		Closing	Turnover (BDT)
			Difference	Opening		
32604	KRISHIBID SEED LIMITED	N	45.45	12.10	17.60	61.50
32025	JMI HOSPITAL REQUISITE MFG. LTD.	N	44.16	51.40	74.10	340,456,951.00
13602	STAR ADHESIVES LIMITED	N	21.00	10.00	12.10	328,428.10
13601	MAMUN AGRO PRODUCTS LIMITED	N	15.62	19.20	22.20	1,811,041.50
32004	BD SHIPPING CORPORATION	A	11.85	104.60	117.00	12,908,151.90
22034	NRB COMMERCIAL BANK LIMITED	A	10.38	23.10	25.50	9,223,190.70
25012	IPDC FINANCE LIMITED	A	9.18	47.90	52.30	13,432,784.00
24005	INTECH ONLINE LIMITED	B	8.92	28.00	30.50	512,476.00
32602	MASTER FEED AGROTECH LIMITED	N	8.02	18.70	20.20	1,154,500.00
14028	Taufika Foods and Lovello Ice-cream PL	A	7.98	38.80	41.90	3,831,196.10

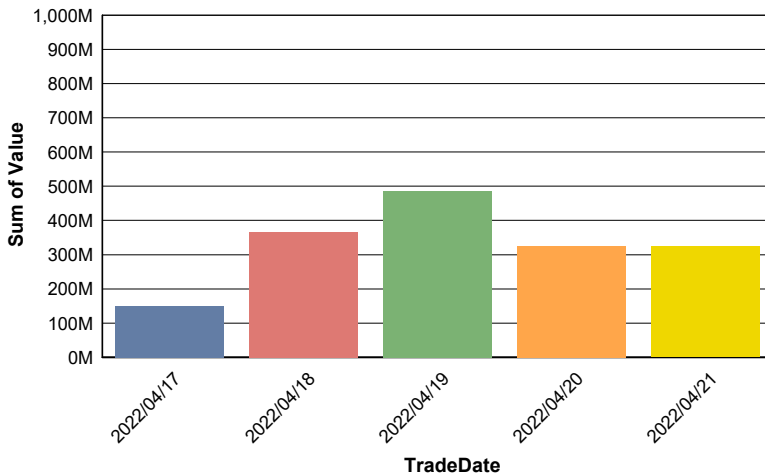
TOP TEN LOSER COMPANIES BY CLOSING PRICE

Scrip ID	Scrip Name	Category	Week Difference	Opening	Closing	Turnover (BDT)
11002	PEOPLES INSURANCE COMPANY LTD	A	-15.45	68.60	58.00	158,313.80
22031	THE PREMIER BANK LIMITED	A	-13.49	16.30	14.10	262,797,420.20
22022	BANK ASIA LIMITED	A	-9.80	20.40	18.40	357,003.20
10012	SUNLIFE INSURANCE COMPANY LTD.	B	-9.48	46.40	42.00	265,656.40
11029	CONTINENTAL INSURANCE LIMITED	A	-8.59	40.70	37.20	281,275.60
16040	COPPERTECH INDUSTRIES LTD.	B	-8.57	42.00	38.40	110,317.20
11036	ISLAMI INSURANCE BANGLADESH LT	A	-7.93	52.90	48.70	87,428.00
10011	PADMA ISLAMI LIFE INSURANCE LT	B	-7.48	50.80	47.00	215,477.00
16013	BANGLADESH LAMPS LIMITED	A	-6.88	351.60	327.40	1,016.60
11043	GLOBAL INSURANCE COMPANY LTD.	A	-6.87	45.10	42.00	77,314.00

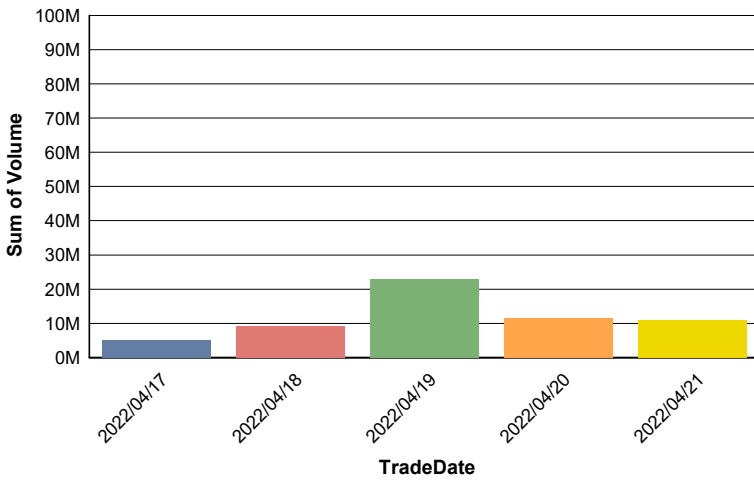
TOP TEN COMPANIES BY TURNOVER

Scrip ID	Scrip Name	Turnover (BDT)	Volume
32025	JMI HOSPITAL REQUISITE MFG. LTD.	340,456,951.00	5,351,580
22031	THE PREMIER BANK LIMITED	262,797,420.20	15,961,128
16032	BANGLADESH STEEL RE-ROLLING MILLS LTD	60,589,868.90	548,353
22036	UNION BANK LIMITED	53,404,400.70	4,574,799
32003	BEXIMCO LIMITED	51,218,883.00	360,427
13002	SQUARE PHARMACEUTICALS LIMITED	45,455,397.70	202,285
18010	SAIF POWERTEC LIMITED	40,078,831.10	1,096,458
32009	BRITISH AMERICAN TOBACCO BD CO	35,270,987.20	60,801
22028	JAMUNA BANK LIMITED	32,430,993.60	1,357,359
25010	LANKABANGLA FINANCE LIMITED	31,894,479.00	1,061,927

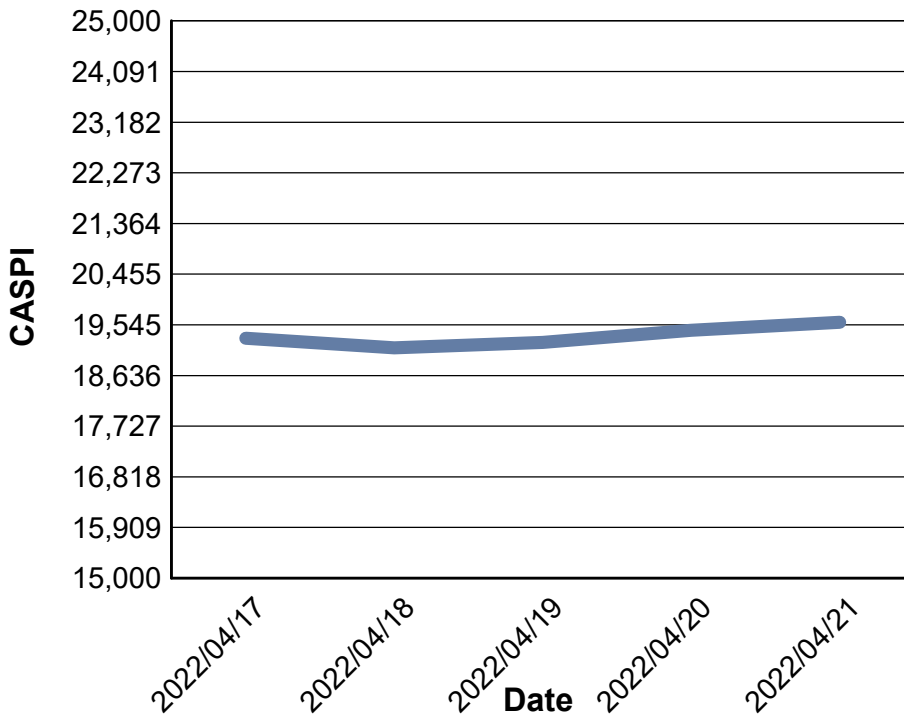
Data for Turnover Value



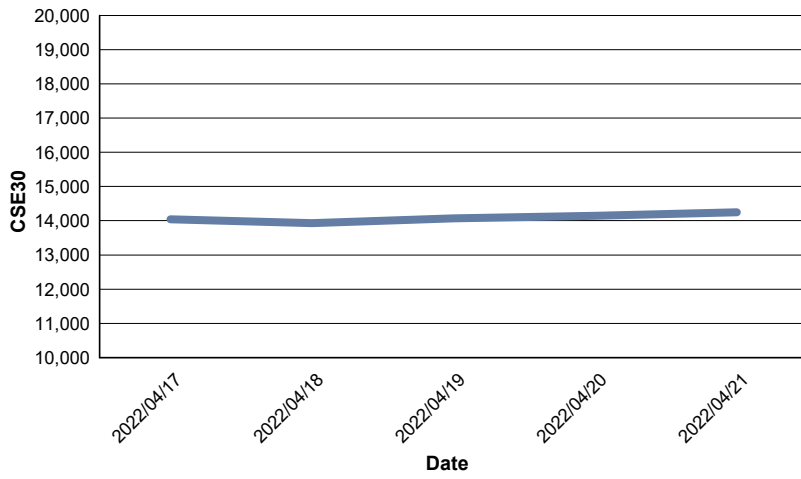
Data for Turnover Volume



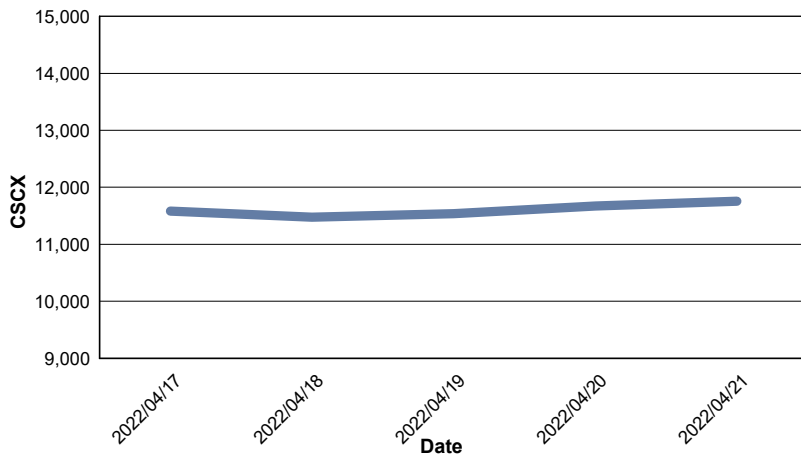
CASPI Index



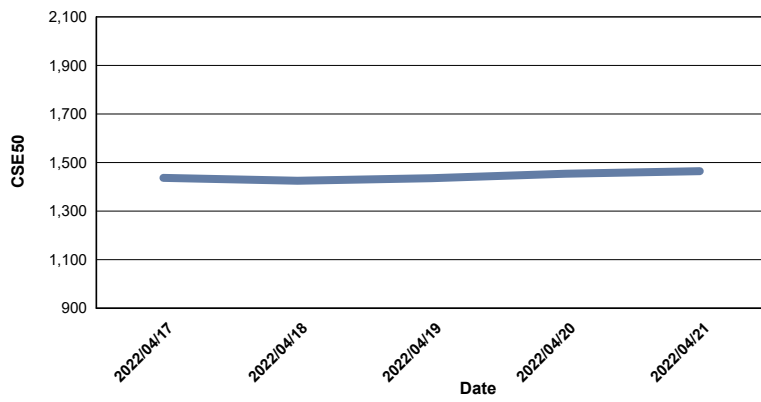
Index CSE30



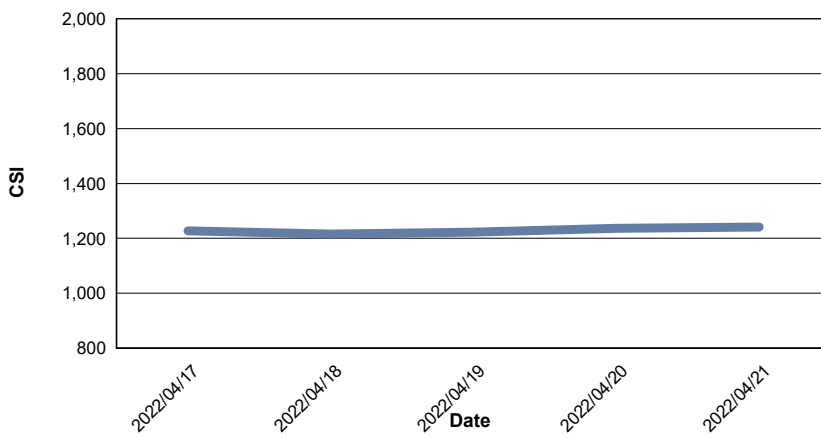
Index CSCX



Index CSE50



Index CSI



Index CSESMEX

