

Chittagong Stock Exchange

08-Jun-23

Weekly Market Summary

Week: 2023-06-04 to 2023-06-08 (5 days)

Total Turnover (BDT) :	990,294,979.90
Volume of Share (Nos):	20,806,496.00
Total Contact(Nos)	31,710
Total Scrip Traded	307

CATEGORY WISE TURNOVER		
Group	Turnover Value(BDT)	% of Total
A	695,614,831.50	70.23
B	238,770,074.90	24.11
N	41,968,019.10	4.24
Z	13,942,054.40	1.41

MAJOR INDICES IN THE WEEK						
Date	CASPI	CSE30	CSCX	CSE50	CSI	CSESMEX
06/01/2023	18755.9373	13405.7486	11219.4473	1,319.43	1,178.19	1,690.01
06/08/2023	18762.7394	13387.7512	11220.9315	1,314.10	1,177.64	1,763.32
change in %	0.0363	-0.1343	0.0132	-0.40	-0.05	4.34

SCRIP PERFORMANCE IN THE WEEK	
Advanced	69
Declined	94
No Change	144
Total Traded Issues	307

TOP TEN GAINER COMPANIES BY CLOSING PRICE							
Scrip ID	Scrip Name	Category	Week Difference	Opening	Closing	Turnover	
						(BDT)	
10015	TRUST ISLAMI LIFE INSURANCE LTD.	N	60.35	44.90	72.00	5,895,780.80	
13604	AL-MADINA PHARMACEUTICALS LIMIT	N	59.39	13.30	21.20	88.70	
32605	HIMADRI LIMITED	N	46.22	145.80	213.20	920.00	
10006	MEGHNA LIFE INSURANCE CO.LTD.	A	38.65	95.20	132.00	13,142,726.30	
10007	PROGRESSIVE LIFE INS. CO. LTD	A	26.74	86.00	109.00	696,564.00	
32023	SK TRIMS & INDUSTRIES LIMITED	B	21.42	26.60	32.30	6,567,110.70	
32022	Yeakin Polymer Limited	B	16.90	20.70	24.20	2,310,273.60	
10013	SONALI LIFE INSURANCE COMPANY I	A	16.52	97.40	113.50	17,951,424.30	
32006	GQ BALL PEN INDUSTRIES LIMITED	B	16.00	95.00	110.20	885,611.20	
10004	POPULAR LIFE INSURANCE CO.LTD.	A	15.56	88.00	101.70	3,667,562.60	

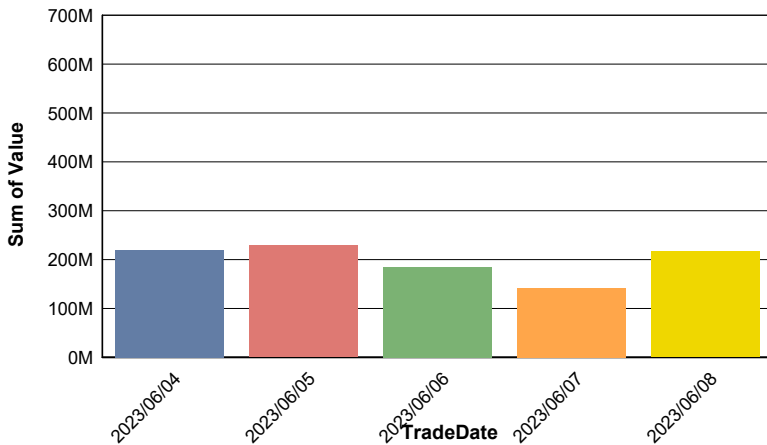
TOP TEN LOSER COMPANIES BY CLOSING PRICE

Scrip ID	Scrip Name	Category	Week Difference	Opening	Closing	Turnover (BDT)
11014	EASTERN INSURANCE COMPANY LTD	A	-14.50	57.90	49.50	256,786.00
17007	SAMATA LEATHER COMPLEX LTD	B	-13.10	74.80	65.00	126,832.00
18011	SEA PEARL BEACH RESORT & SPA LI	A	-12.20	222.10	195.00	9,021,199.40
11033	REPUBLIC INSURANCE COMPANY LTI	A	-11.73	35.80	31.60	54,074.80
11027	PARAMOUNT INSURANCE CO. LTD	A	-11.51	58.20	51.50	857,612.00
16017	BD WELDING ELECTRODES LIMITED	Z	-11.02	27.20	24.20	725,999.70
11041	CRYSTAL INSURANCE COMPANY LIM	A	-10.37	53.00	47.50	2,847,865.70
11021	NITOL INSURANCE COMPANY LTD	A	-9.90	43.40	39.10	3,988.20
32001	USMANIA GLASS SHEET FAC LTD	Z	-9.81	60.10	54.20	31,546.00
11003	GREEN DELTA INSURANCE COMPANY	A	-9.56	75.30	68.10	157,773.00

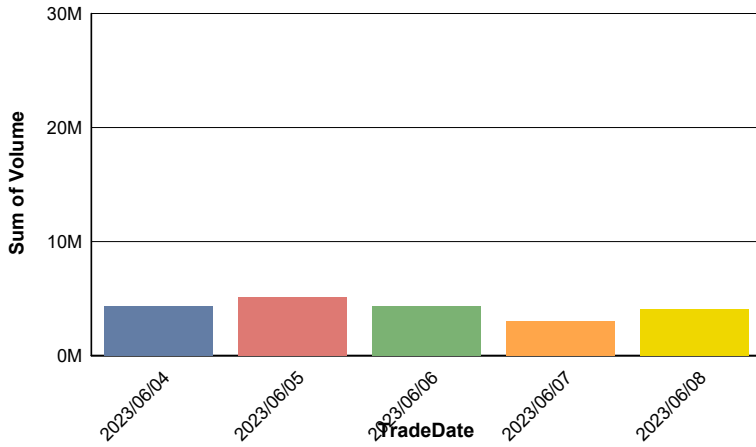
TOP TEN COMPANIES BY TURNOVER

Scrip ID	Scrip Name	Turnover (BDT)	Volume
26002	BANGLADESH SUBMARINE CABLE CO.	71,206,868.40	301,597
24012	ADN TELECOM LIMITED	43,638,202.50	300,717
32003	BEXIMCO LIMITED	36,493,005.00	321,294
20020	INTRACO REFUELING STATION LTD.	33,440,066.10	658,787
12057	SIMTEX INDUSTRIES LIMITED	30,765,190.70	1,319,267
10010	RUPALI LIFE INSURANCE CO. LTD.	30,375,342.60	140,006
14023	RANGPUR DAIRY & FOOD PROD. LTD	27,577,164.60	539,161
25002	IDLC FINANCE LIMITED	24,470,253.00	531,705
13020	BERGER PAINTS BANGLADESH LTD	21,483,099.50	12,055
22038	MIDLAND BANK LIMITED	21,202,662.50	1,631,871

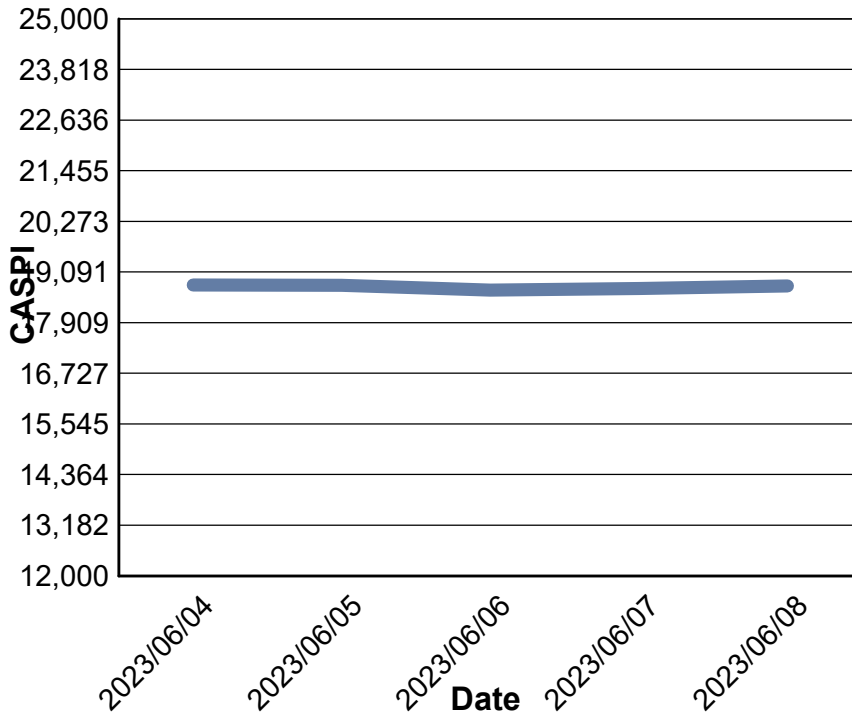
Data for Turnover Value



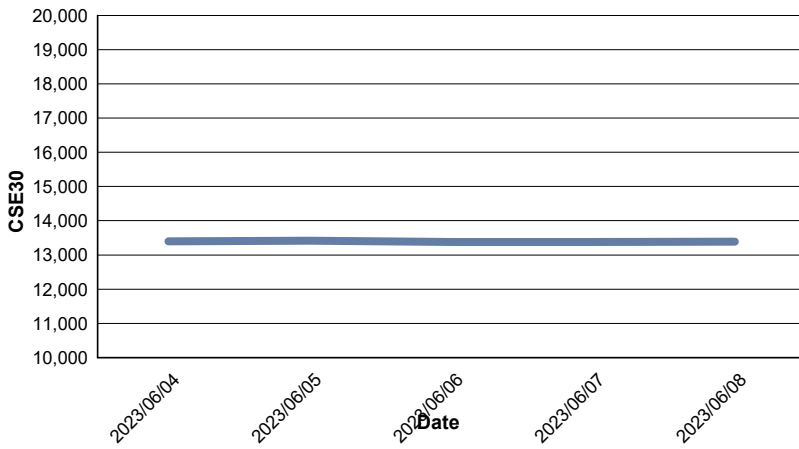
Data for Turnover Volume



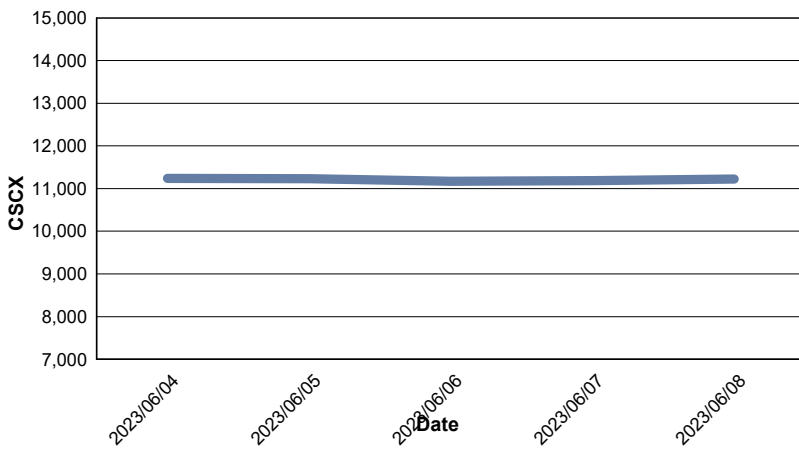
CASPI Index



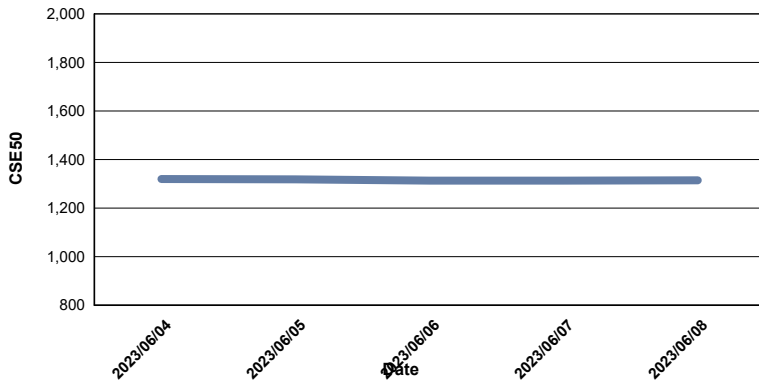
Index CSE30



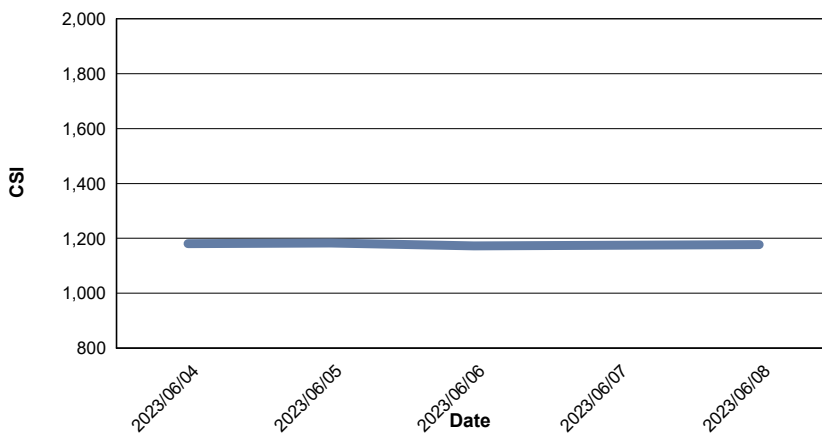
Index CSCX



Index CSE50



Index CSI



Index CSESMEX

