

Chittagong Stock Exchange

19-Jul-21

Weekly Market Summary

Week: 2021-07-18 to 2021-07-19 (2 days)

Total Turnover (BDT) :	1,159,447,728.50
Volume of Share (Nos):	55,324,172.00
Total Contact(Nos)	41,832
Total Scrip Traded	330

CATEGORY WISE TURNOVER		
Group	Turnover Value(BDT)	% of Total
A	768,525,440.30	66.27
B	235,843,504.60	20.34
N	123,905,058.90	10.68
Z	31,173,724.70	2.69

MAJOR INDICES IN THE WEEK					
Date	CASPI	CSE30	CSCX	CSE50	CSI
07/15/2021	18318.5786	13429.8022	10990.3583	1,321.06	1,142.09
07/19/2021	18569.7641	13753.5604	11147.6638	1,345.03	1,159.42
change in %	1.3712	2.4107	1.4313	1.81	1.52

SCRIP PERFORMANCE IN THE WEEK	
Advanced	201
Declined	109
No Change	20
Total Traded Issues	330

TOP TEN GAINER COMPANIES BY CLOSING PRICE						
Scrip ID	Scrip Name	Category	Week		Closing	Turnover (BDT)
			Difference	Opening		
20024	BARAKA PATENGA POWER LIMITED	N	20.68	31.90	38.50	10,689,507.50
16017	BD WELDING ELECTRODES LIMITED	Z	11.05	19.00	21.10	813,603.00
13023	BEACON Pharmaceuticals Ltd.	B	11.02	150.60	167.20	9,382,239.00
17007	SAMATA LEATHER COMPLEX LTD	B	10.83	84.00	93.10	349,103.00
10011	PADMA ISLAMI LIFE INSURANCE LT	B	10.74	33.50	37.10	4,458,535.60
11016	PRIME INSURANCE COMPANY LTD	A	10.56	61.50	68.00	533,944.30
32007	IMAM BUTTON INDUSTRIES LTD	Z	10.33	27.10	29.90	198,642.40
12034	SQUARE TEXTILES LIMITED	A	9.53	43.00	47.10	257,164.00
21033	MBL 1ST MUTUAL FUND	A	9.41	8.50	9.30	2,503,996.30
13013	THE IBN SINA PHARMACEUTICALS	A	9.10	247.00	269.50	54,897.50

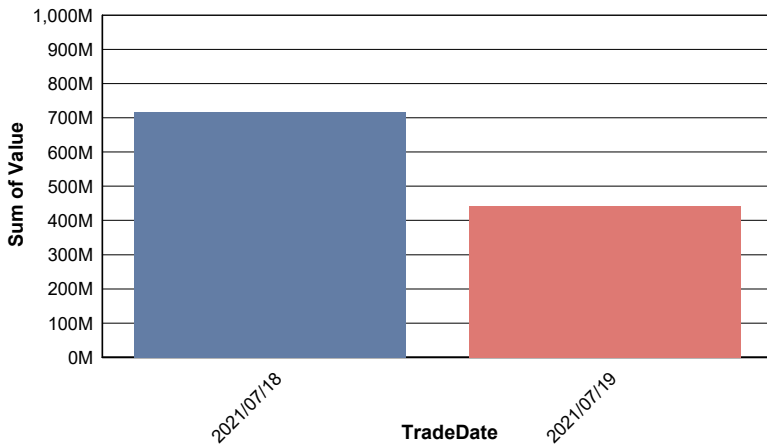
TOP TEN LOSER COMPANIES BY CLOSING PRICE

Scrip ID	Scrip Name	Category	Week Difference	Opening	Closing	Turnover (BDT)
12051	TUNG HAI KNITTING & DYEING LTD.	Z	-11.68	7.70	6.80	1,661,440.00
12045	FAMILYTEX (BD) LTD.	Z	-10.16	5.90	5.30	6,554,445.30
11039	BANGLADESH NATIONAL INSURANCE	A	-10.00	127.00	114.30	27,660.60
12038	R. N. SPINNING MILLS LIMITED	Z	-9.33	7.50	6.80	5,120,992.70
25022	FAREAST FINANCE & INVESTMENT L	Z	-9.09	7.70	7.00	568,683.70
12022	SONARGAON TEXTILES LIMITED	B	-8.33	26.40	24.20	72,986.00
25015	INT'L LEASING & FINANCIAL SERV	B	-6.89	8.70	8.10	2,871,603.10
16028	SHURWID INDUSTRIES LTD.	A	-6.88	21.80	20.30	2,447,465.00
25011	BD INDUSTRIAL FINANCE CO. LTD	Z	-6.84	7.30	6.80	176,500.00
11017	PIONEER INSURANCE COMPANY LTD	A	-6.83	152.20	141.80	5,956.00

TOP TEN COMPANIES BY TURNOVER

Scrip ID	Scrip Name	Turnover (BDT)	Volume
22031	THE PREMIER BANK LIMITED	136,626,051.40	10,426,494
26003	ROBI AXIATA LIMITED	50,698,288.10	1,132,649
16038	S. S. STEEL LIMITED	49,939,469.40	2,305,353
13035	SILCO PHARMACEUTICALS LIMITED	35,644,203.00	1,094,218
32009	BRITISH AMERICAN TOBACCO BD CO	25,638,540.50	46,113
10013	SONALI LIFE INSURANCE COMPANY LTD.	24,017,374.00	329,958
18010	SAIF POWERTEC LIMITED	23,744,033.40	898,808
13002	SQUARE PHARMACEUTICALS LIMITED	18,234,500.80	82,253
23005	SHINEPUKUR CERAMICS LIMITED	16,682,117.10	497,557
13024	ACTIVE FINE CHEMICALS LTD.	16,172,335.90	666,366

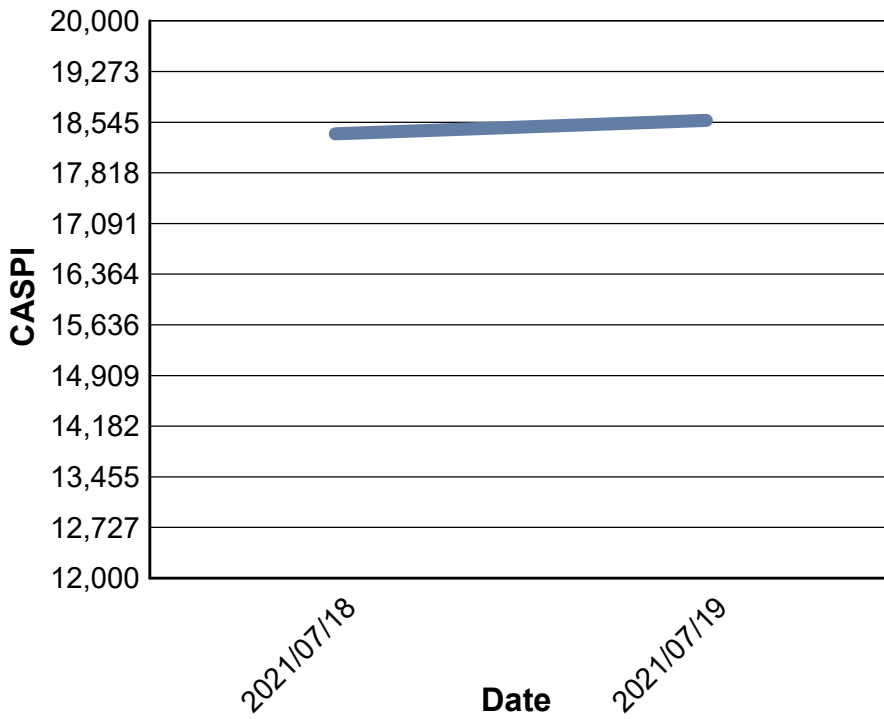
Data for Turnover Value



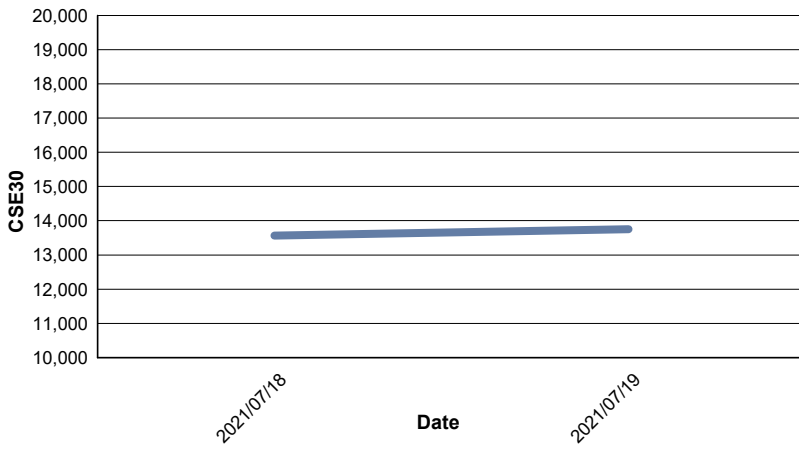
Data for Turnover Volume



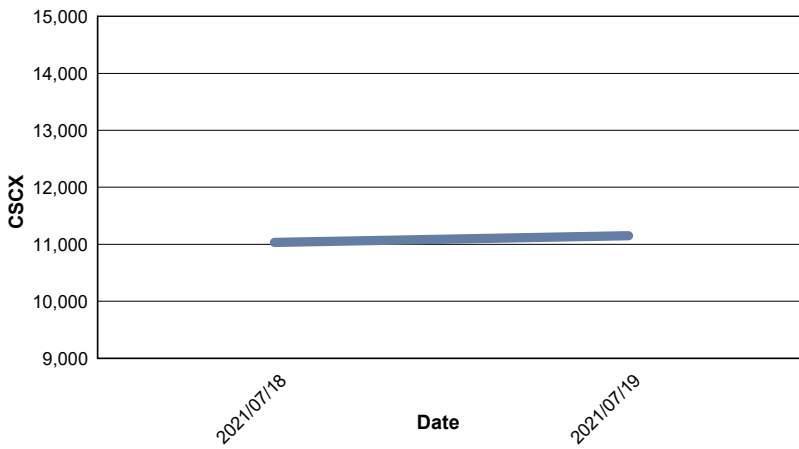
CASPI Index



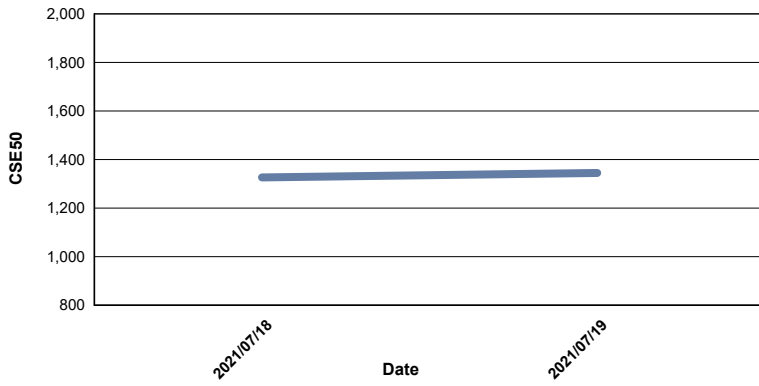
Index CSE30



Index CSCX



Index CSE50



Index CSI

