

Chittagong Stock Exchange

18-Apr-23

Weekly Market Summary

Week: 2023-04-16 to 2023-04-18 (3 days)

Total Turnover (BDT) :	224,634,793.30
Volume of Share (Nos):	4,495,289.00
Total Contact(Nos)	5,429
Total Scrip Traded	182

CATEGORY WISE TURNOVER		
Group	Turnover Value(BDT)	% of Total
A	181,406,960.80	80.75
B	36,601,723.00	16.29
N	4,395,709.50	1.96
Z	2,230,400.00	0.99

MAJOR INDICES IN THE WEEK						
Date	CASPI	CSE30	CSCX	CSE50	CSI	CSESMEX
04/13/2023	18331.2748	13428.1609	10988.0062	1,313.83	1,151.44	1,724.52
04/18/2023	18353.7042	13402.8622	10999.8925	1,314.09	1,151.69	1,718.73
change in %	0.1224	-0.1884	0.1082	0.02	0.02	-0.34

SCRIP PERFORMANCE IN THE WEEK	
Advanced	44
Declined	30
No Change	108
Total Traded Issues	182

TOP TEN GAINER COMPANIES BY CLOSING PRICE						
Scrip ID	Scrip Name	Category	Week		Closing	Turnover (BDT)
			Difference	Opening		
14010	NATIONAL TEA COMPANY LIMITED	B	24.20	600.00	745.20	123,695.70
13037	NAVANA PHARMACEUTICALS LIMITEE	A	20.33	65.90	79.30	6,637,269.50
12035	METRO SPINNING LIMITED	B	18.44	34.70	41.10	8,643,364.00
14027	EMERALD OIL INDUSTRIES LIMITED	Z	18.40	36.40	43.10	2,207,423.00
32020	NATIONAL FEED MILL LTD.	B	11.33	15.00	16.70	2,009,867.80
14001	APEX FOODS LIMITED	A	9.44	259.50	284.00	428,596.00
11028	CITY GENERAL INSURANCE CO. LTD	A	8.49	35.30	38.30	868,015.50
10010	RUPALI LIFE INSURANCE CO. LTD.	A	7.08	91.80	98.30	2,392,456.50
12056	TOSRIFA INDUSTRIES LTD.	B	6.32	23.70	25.20	334,054.00
24010	AAMRA NETWORKS LIMITED	A	6.23	78.60	83.50	21,530,037.10

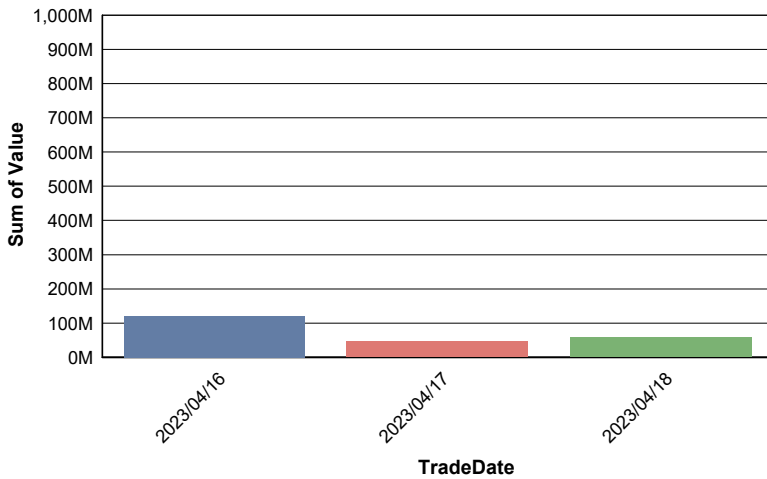
TOP TEN LOSER COMPANIES BY CLOSING PRICE

Scrip ID	Scrip Name	Category	Week Difference	Opening	Closing	Turnover (BDT)
22038	MIDLAND BANK LIMITED	N	-10.15	12.80	11.50	2,095,284.10
32601	ORYZA AGRO INDUSTRIES LIMITED	N	-8.84	14.70	13.40	46,750.00
14021	BEACH HATCHERY LTD.	B	-7.88	40.60	37.40	1,377,247.90
18002	EASTERN HOUSING LIMITED	A	-7.14	120.40	111.80	3,827,343.00
17008	LEGACY FOOTWEAR LIMITED	B	-7.05	82.20	76.40	2,980,217.10
11006	CENTRAL INSURANCE COMPANY LTD	A	-4.23	37.80	36.20	183,715.00
23003	STANDARD CERAMIC INDS LIMITED	B	-3.95	118.80	114.10	19,397.00
19009	HAKKANI PULP & PAPER MILLS LTD	B	-3.80	55.20	53.10	791,424.00
16017	BD WELDING ELECTRODES LIMITED	Z	-3.76	23.90	23.00	22,977.00
14018	BANGAS LIMITED	B	-3.68	119.40	115.00	42,640.50

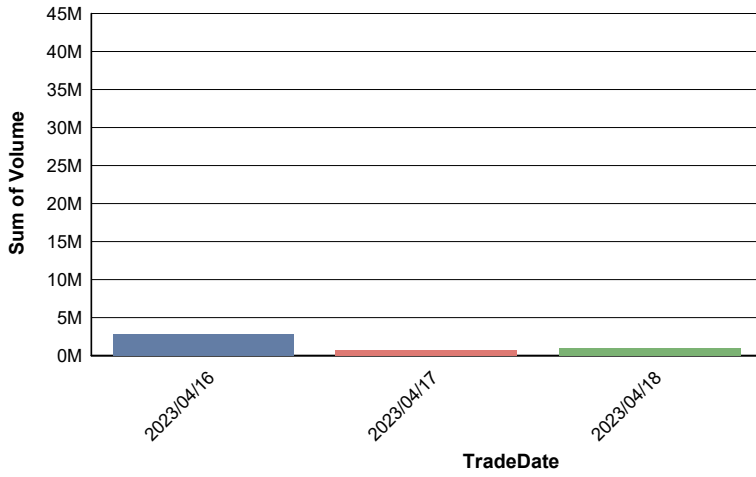
TOP TEN COMPANIES BY TURNOVER

Scrip ID	Scrip Name	Turnover (BDT)	Volume
26002	BANGLADESH SUBMARINE CABLE CO.	54,375,738.80	230,229
24010	AAMRA NETWORKS LIMITED	21,530,037.10	269,576
40001	IBBL MUDARABA PERPETUAL BOND	12,178,275.00	11,435
22003	NATIONAL BANK LIMITED	12,000,000.00	1,500,000
32004	BD SHIPPING CORPORATION	8,785,088.40	69,516
12035	METRO SPINNING LIMITED	8,643,364.00	233,030
18008	UNIQUE HOTEL & RESORTS LIMITED	6,727,490.30	86,493
24011	GENEX INFOSYS LIMITED	6,649,494.00	69,172
13037	NAVANA PHARMACEUTICALS LIMITED	6,637,269.50	89,255
32009	BRITISH AMERICAN TOBACCO BD CO	5,818,419.70	10,467

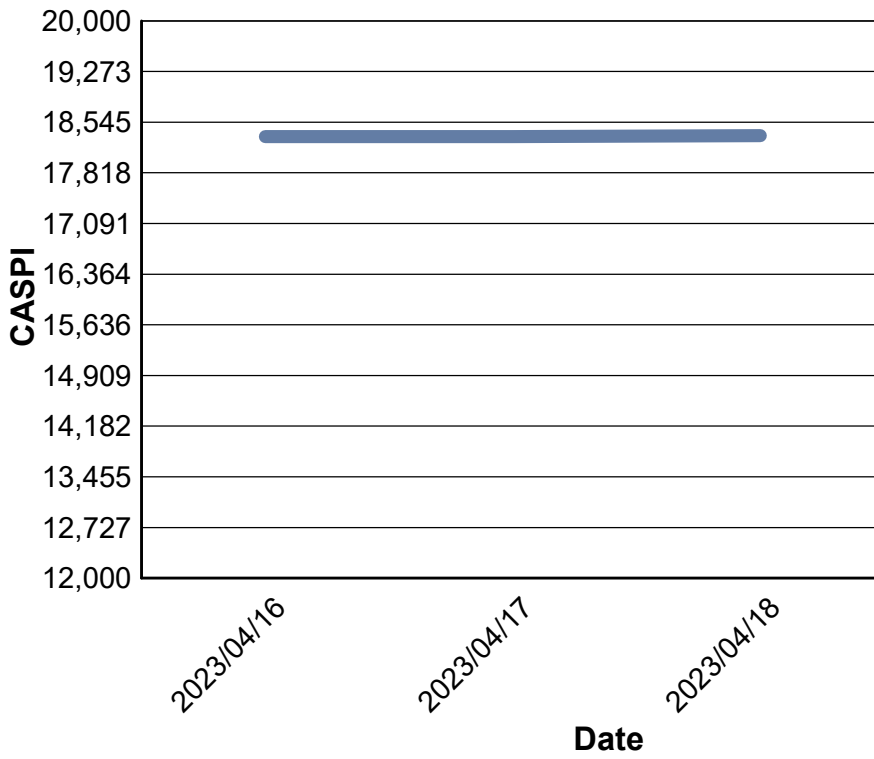
Data for Turnover Value



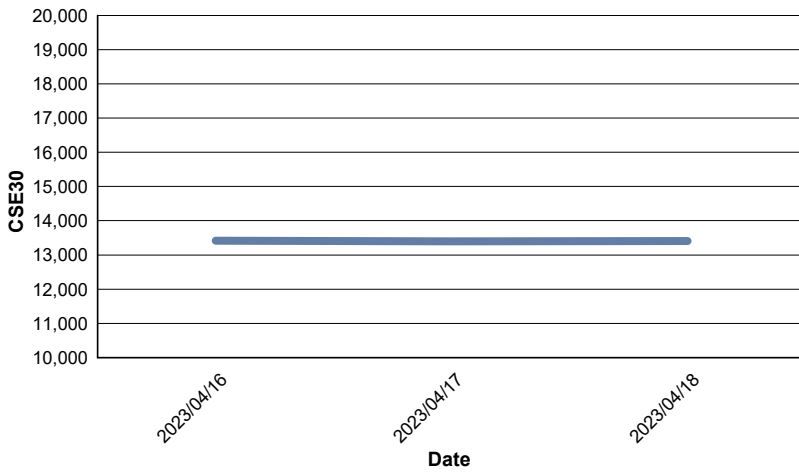
Data for Turnover Volume



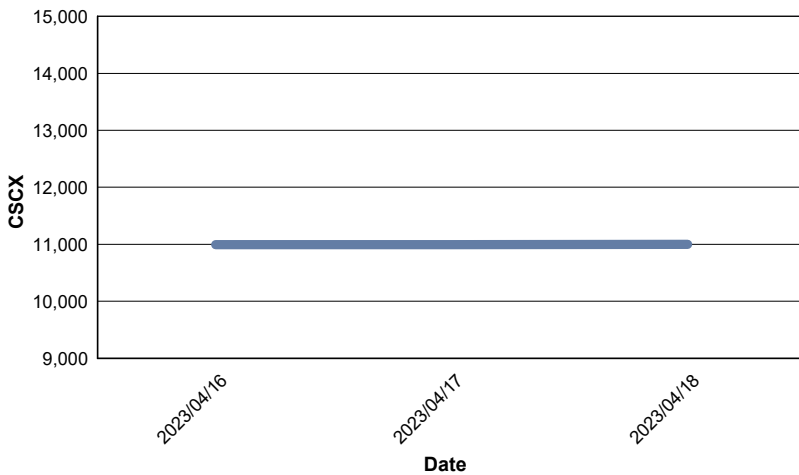
CASPI Index



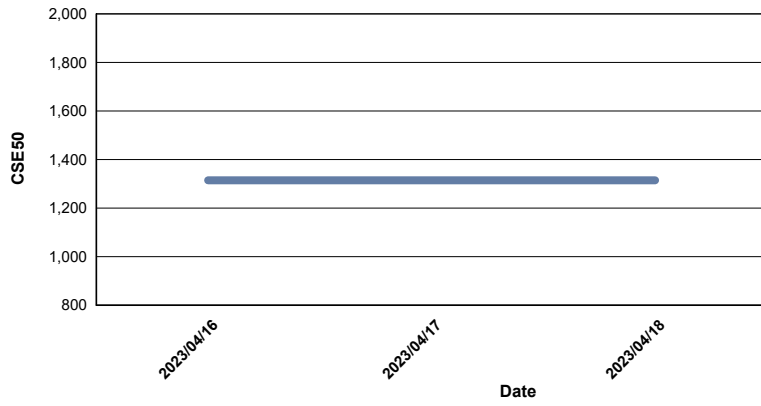
Index CSE30



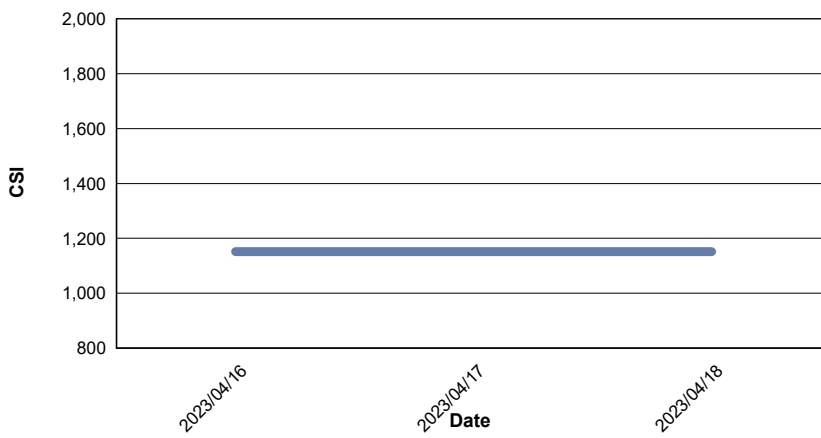
Index CSCX



Index CSE50



Index CSI



Index CSESMEX

