

# Chittagong Stock Exchange

18-May-23

## Weekly Market Summary

Week: 2023-05-14 to 2023-05-18 (5 days)

|                               |                |
|-------------------------------|----------------|
| <b>Total Turnover (BDT) :</b> | 677,258,038.70 |
| <b>Volume of Share (Nos):</b> | 22,964,506.00  |
| <b>Total Contact(Nos)</b>     | 36,596         |
| <b>Total Scrip Traded</b>     | 308            |

| CATEGORY WISE TURNOVER |                     |            |
|------------------------|---------------------|------------|
| Group                  | Turnover Value(BDT) | % of Total |
| A                      | 401,909,825.80      | 59.34      |
| B                      | 179,877,908.70      | 26.55      |
| N                      | 65,309,049.00       | 9.64       |
| Z                      | 30,161,255.20       | 4.45       |

| MAJOR INDICES IN THE WEEK |            |            |            |          |          |          |
|---------------------------|------------|------------|------------|----------|----------|----------|
| Date                      | CASPI      | CSE30      | CSCX       | CSE50    | CSI      | CSESMEX  |
| 05/11/2023                | 18490.1307 | 13461.4755 | 11073.6889 | 1,318.56 | 1,171.16 | 1,668.49 |
| 05/18/2023                | 18530.4498 | 13447.0911 | 11094.1379 | 1,316.14 | 1,167.19 | 1,622.87 |
| change in %               | 0.2181     | -0.1069    | 0.1847     | -0.18    | -0.34    | -2.73    |

| SCRIP PERFORMANCE IN THE WEEK |     |
|-------------------------------|-----|
| Advanced                      | 88  |
| Declined                      | 65  |
| No Change                     | 155 |
| Total Traded Issues           | 308 |

| TOP TEN GAINER COMPANIES BY CLOSING PRICE |                                  |          |                 |         |         |                |
|---|----------------------------------|----------|-----------------|---------|---------|----------------|
| Scrip ID                                  | Scrip Name                       | Category | Week Difference | Opening | Closing | Turnover (BDT) |
| 10015                                     | TRUST ISLAMI LIFE INSURANCE LTD. | N        | 60.00           | 11.00   | 17.60   | 1,299.20       |
| 11046                                     | MEGHNA INSURANCE COMPANY LTD.    | B        | 34.05           | 32.30   | 43.30   | 32,922,393.40  |
| 11027                                     | PARAMOUNT INSURANCE CO. LTD      | A        | 30.15           | 38.80   | 50.50   | 1,041,013.90   |
| 16036                                     | OIMEX ELECTRODE LIMITED          | B        | 28.93           | 19.70   | 25.40   | 3,035,613.50   |
| 14027                                     | EMERALD OIL INDUSTRIES LIMITED   | Z        | 24.92           | 69.00   | 86.20   | 29,914,080.30  |
| 10010                                     | RUPALI LIFE INSURANCE CO. LTD.   | A        | 23.52           | 94.80   | 117.10  | 7,649,427.30   |
| 11036                                     | ISLAMI INSURANCE BANGLADESH LT   | A        | 20.63           | 40.70   | 49.10   | 657,665.70     |
| 11043                                     | GLOBAL INSURANCE COMPANY LTD.    | A        | 20.50           | 31.70   | 38.20   | 842,068.40     |
| 12057                                     | SIMTEX INDUSTRIES LIMITED        | B        | 20.43           | 18.60   | 22.40   | 4,860,155.50   |
| 10014                                     | CHARTERED LIFE INSURANCE CO. LT  | N        | 20.03           | 63.40   | 76.10   | 5,405,021.80   |

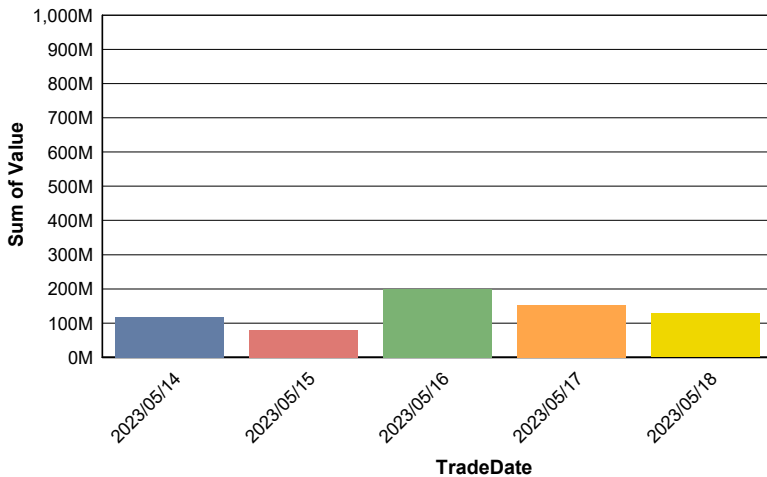
**TOP TEN LOSER COMPANIES BY CLOSING PRICE**

| Scrip ID | Scrip Name                       | Category | Week Difference | Opening | Closing | Turnover (BDT) |
|----------|----------------------------------|----------|-----------------|---------|---------|----------------|
| 14010    | NATIONAL TEA COMPANY LIMITED     | B        | -60.49          | 650.00  | 256.80  | 256.80         |
| 15002    | HEIDELBERG CEMENT BANGLADESH     | A        | -11.61          | 306.60  | 271.00  | 2,894,645.30   |
| 19003    | SONALI PAPER & BOARD MILLS LIMIT | A        | -10.32          | 682.00  | 611.60  | 252,955.70     |
| 13603    | BD PAINTS LIMITED                | N        | -9.78           | 32.70   | 29.50   | 29.50          |
| 16017    | BD WELDING ELECTRODES LIMITED    | Z        | -9.73           | 29.80   | 26.90   | 228,739.50     |
| 20014    | GBB POWER LIMITED                | B        | -9.55           | 17.80   | 16.10   | 1,992,376.80   |
| 14001    | APEX FOODS LIMITED               | A        | -9.50           | 503.00  | 455.20  | 996,995.60     |
| 12004    | APEX SPINNING & KNITTING MILLS   | A        | -9.09           | 150.70  | 137.00  | 89,242.20      |
| 22038    | MIDLAND BANK LIMITED             | N        | -8.91           | 15.70   | 14.30   | 4,735,856.90   |
| 18004    | SAMORITA HOSPITAL LIMITED        | A        | -8.62           | 78.80   | 72.00   | 392,895.40     |

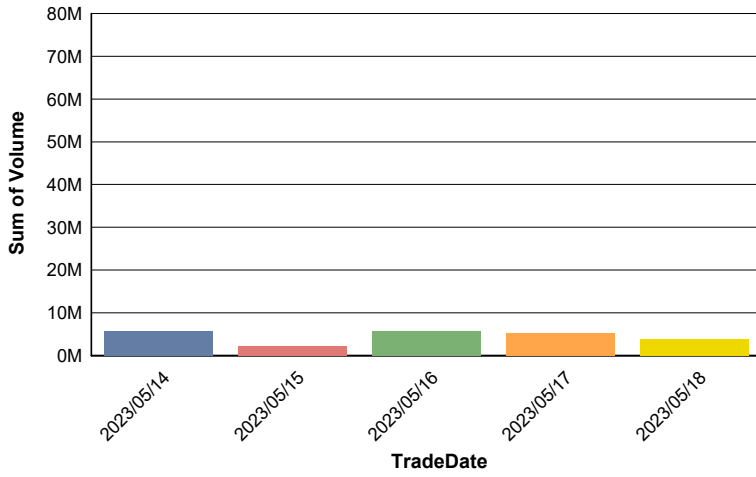
**TOP TEN COMPANIES BY TURNOVER**

| Scrip ID | Scrip Name                              | Turnover (BDT) | Volume    |
|----------|---|----------------|-----------|
| 18011    | SEA PEARL BEACH RESORT & SPA LIMITED    | 55,231,570.50  | 292,181   |
| 22037    | GLOBAL ISLAMI BANK LIMITED              | 45,712,744.80  | 5,234,661 |
| 24010    | AAMRA NETWORKS LIMITED                  | 42,484,472.90  | 527,444   |
| 12050    | FAR EAST KNITTING & DYEING INDUSTRIES I | 35,210,645.30  | 1,795,865 |
| 11046    | MEGHNA INSURANCE COMPANY LTD.           | 32,922,393.40  | 859,813   |
| 14027    | EMERALD OIL INDUSTRIES LIMITED          | 29,914,080.30  | 383,652   |
| 12035    | METRO SPINNING LIMITED                  | 28,482,254.10  | 690,383   |
| 13030    | FAR CHEMICAL INDUSTRIES LTD.            | 20,727,369.20  | 1,812,240 |
| 18008    | UNIQUE HOTEL & RESORTS LIMITED          | 18,033,948.20  | 230,134   |
| 20020    | INTRACO REFUELING STATION LTD.          | 17,802,349.60  | 438,220   |

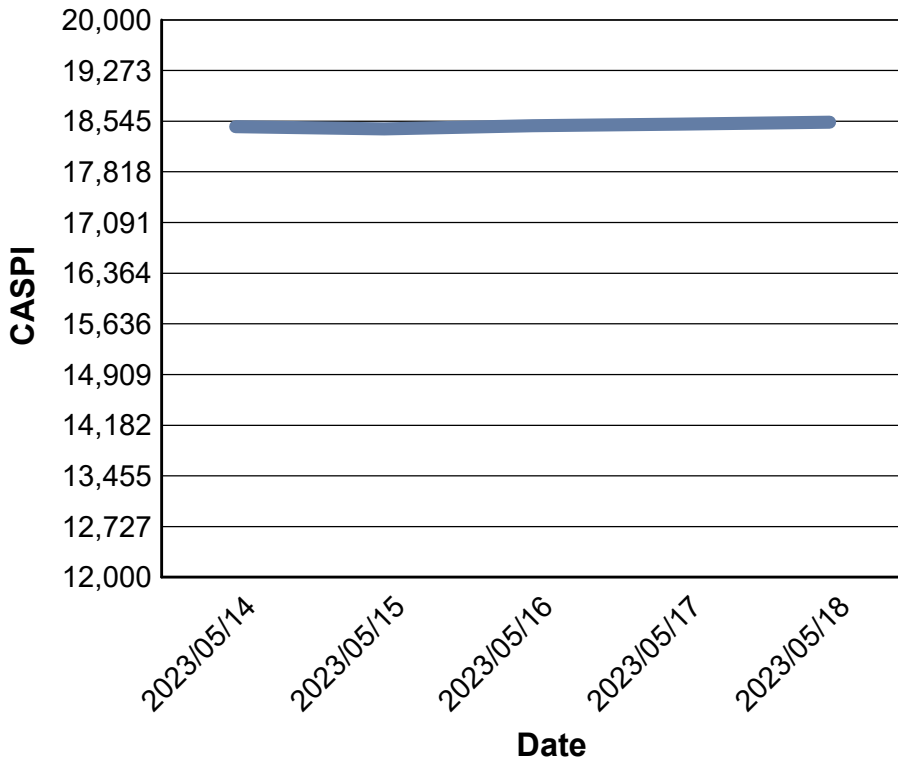
**Data for Turnover Value**



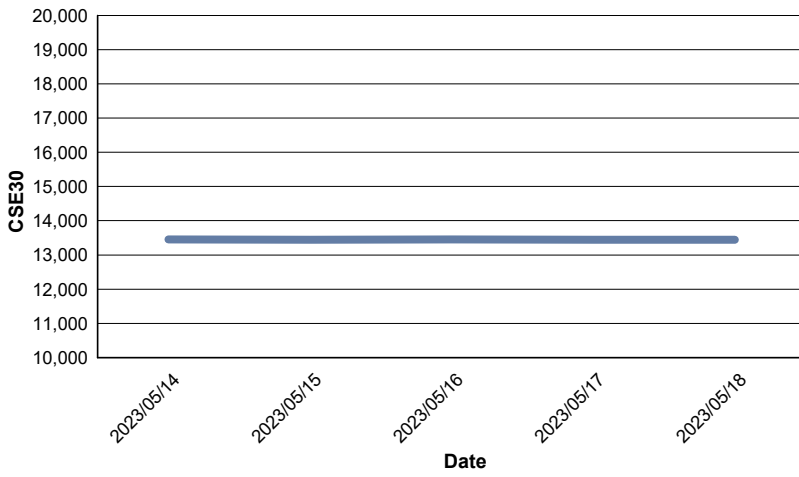
### Data for Turnover Volume



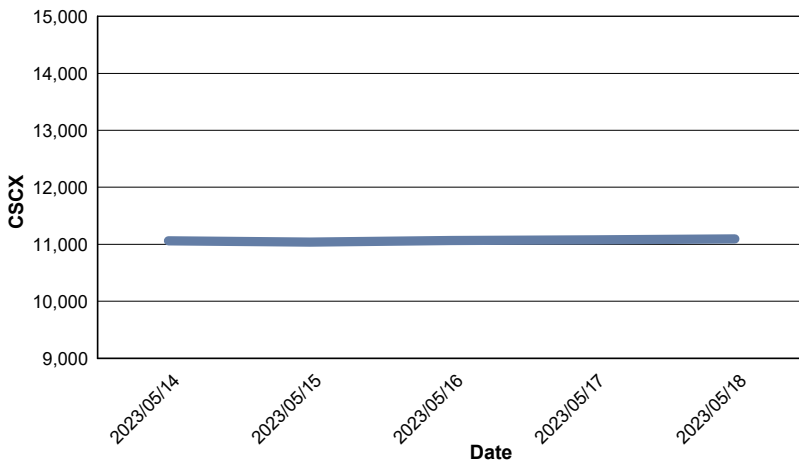
### CASPI Index



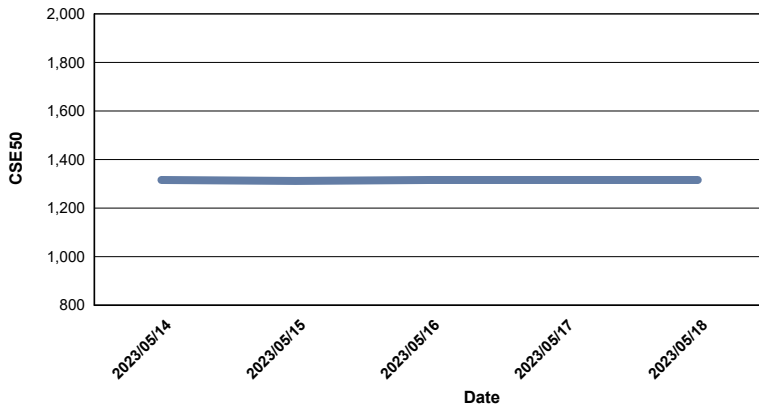
### Index CSE30



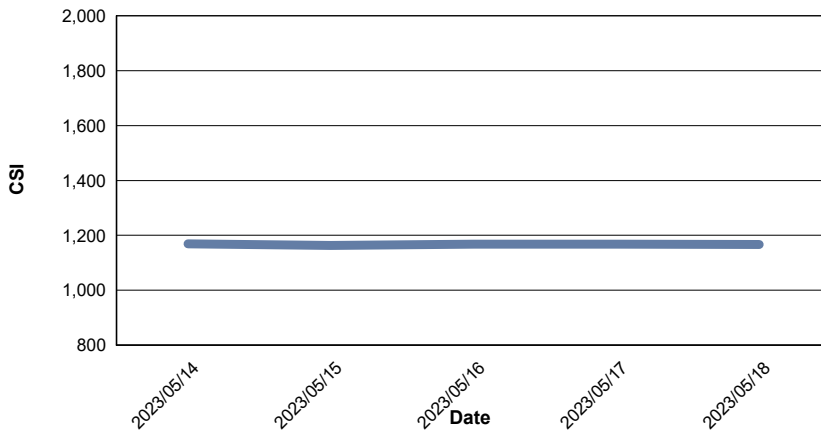
### Index CSCX



### Index CSE50



### Index CSI



### Index CSESMEX

