

Chittagong Stock Exchange

01-Nov-18

Weekly Market Summary

Week: 2018-10-28 to 2018-11-01 (5 days)

Total Turnover (BDT) :	1,206,322,612.70
Volume of Share (Nos):	45,895,285.00
Total Contact(Nos)	43,800
Total Scrip Traded	282

CATEGORY WISE TURNOVER		
Group	Turnover Value(BDT)	% of Total
A	923,246,930.60	76.52
B	52,483,842.30	4.35
N	215,525,290.40	17.86
Z	15,066,549.40	1.25

MAJOR INDICES IN THE WEEK					
Date	CASPI	CSE30	CSCX	CSE50	CSI
10/25/2018	16247.3778	14513.1892	9843.1070	1,206.55	1,086.77
11/01/2018	16161.2209	14453.4621	9795.0605	1,191.44	1,077.29
change in %	-0.5303	-0.4115	-0.4881	-1.25	-0.87

SCRIP PERFORMANCE IN THE WEEK	
Advanced	131
Declined	129
No Change	22
Total Traded Issues	282

TOP TEN GAINER COMPANIES BY CLOSING PRICE						
Scrip ID	Scrip Name	Category	Week		Closing	Turnover (BDT)
			Difference	Opening		
12041	SAIHAM COTTON MILLS LTD.	A	42.96	13.50	19.30	4,396,285.40
24003	INFORMATION SERVICES NETWORK I	Z	32.14	28.00	37.00	3,553,606.90
24005	INTECH ONLINE LIMITED	A	31.42	42.00	55.20	26,757,300.50
12064	QUEEN SOUTH TEXTILE MILLS LTD.	N	28.61	36.00	46.30	7,496,834.70
20020	INTRACO REFUELING STATION LTD.	N	25.00	26.00	32.50	26,451,859.20
32023	SK TRIMS & INDUSTRIES LIMITED	N	24.67	30.40	37.90	18,918,249.50
12067	M.L. DYEING LIMITED	N	18.77	27.70	32.90	14,891,548.30
12012	ALIF INDUSTRIS LIMITED	A	18.61	70.90	84.10	16,797,774.80
13012	LIBRA INFUSIONS LIMITED	A	16.92	769.70	900.00	628,091.00
25019	NATIONAL HOUSING FIN.& INV.LTD	A	15.83	44.20	51.20	4,537,945.50

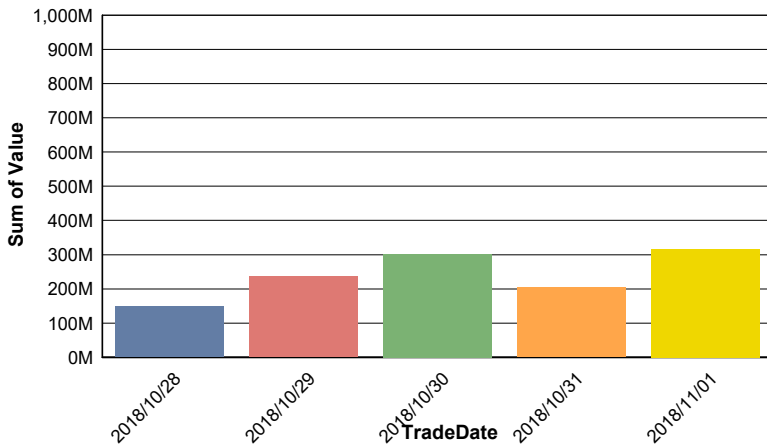
TOP TEN LOSER COMPANIES BY CLOSING PRICE

Scrip ID	Scrip Name	Category	Week Difference	Opening	Closing	Turnover (BDT)
20014	GBB POWER LIMITED	Z	-28.45	12.30	8.80	3,692,012.00
15005	ARAMIT CEMENT LIMITED	Z	-13.24	21.90	19.00	500,391.50
12008	BEXIMCO SYNTHETICS LIMITED	Z	-13.04	6.90	6.00	125,646.80
12004	APEX SPINNING & KNITTING MILLS	A	-12.97	138.00	120.10	132,693.00
19010	KHULNA PRINTING & PACKAGING LTC	Z	-12.84	21.80	19.00	1,470,235.40
14027	EMERALD OIL INDUSTRIES LIMITED	Z	-12.38	10.50	9.20	166,592.50
22026	EXPORT IMPORT BANK OF BD LTD	A	-11.81	11.00	9.70	9,085,771.50
25020	BAY LEASING & INVESTMENT LTD.	A	-11.67	19.70	17.40	298,368.90
32019	KHAN BROTHERS PP WOVEN BAG INI	A	-11.62	12.90	11.40	3,072,883.00
21023	DBH FIRST MUTUAL FUND	A	-10.95	7.30	6.50	773.00

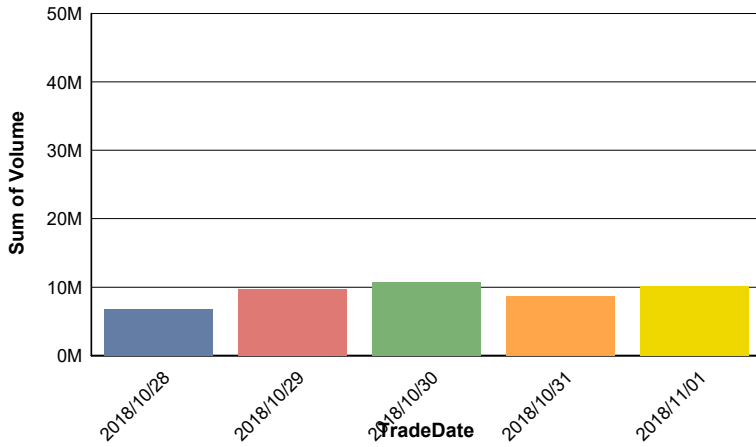
TOP TEN COMPANIES BY TURNOVER

Scrip ID	Scrip Name	Turnover (BDT)	Volume
12030	SAIHAM TEXTILE MILLS LTD	94,159,517.40	2,427,170
20004	SUMMIT POWER LIMITED	62,158,789.40	1,438,697
12066	VFS THREAD DYEING LIMITED	51,829,295.00	954,010
20009	TITAS GAS TRANS.& DIST. CO LTD	49,240,464.80	1,280,390
16022	BSRM STEELS LIMITED	45,987,653.60	724,818
32003	BEXIMCO LIMITED	44,044,496.00	1,797,432
11030	TAKAFUL ISLAMI INSURANCE LTD.	38,787,500.00	1,548,500
12059	DRAGON SWEATER & SPINNING LTD.	35,404,619.20	1,211,159
13033	SILVA PHARMACEUTICALS LIMITED	28,931,860.00	1,105,704
13034	INDO-BANGLA PHARMACEUTICALS LTD.	27,259,748.10	869,573

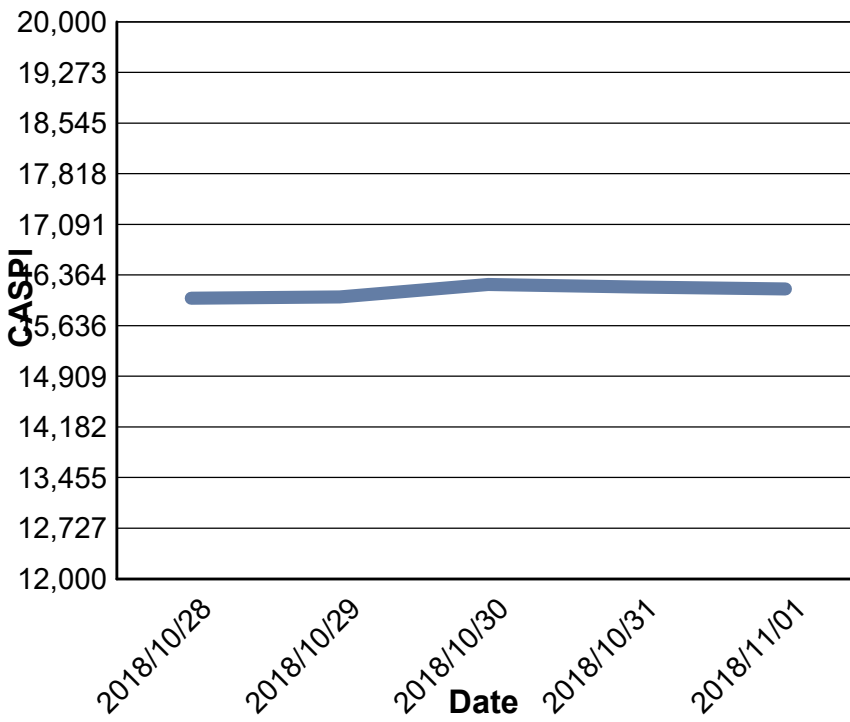
Data for Turnover Value



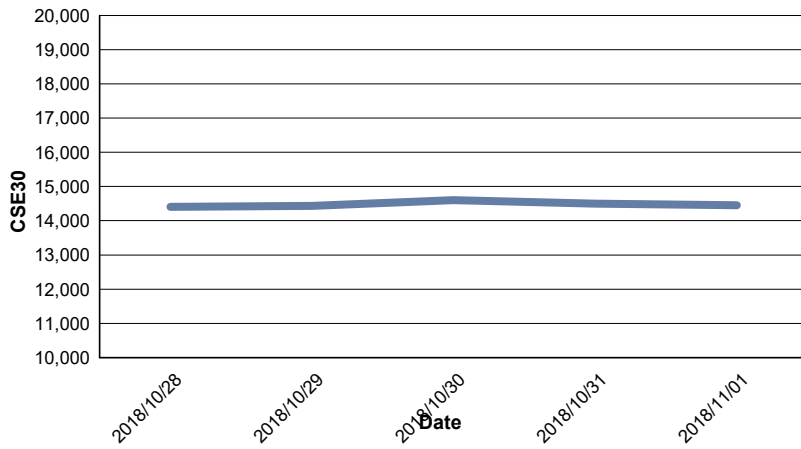
Data for Turnover Volume



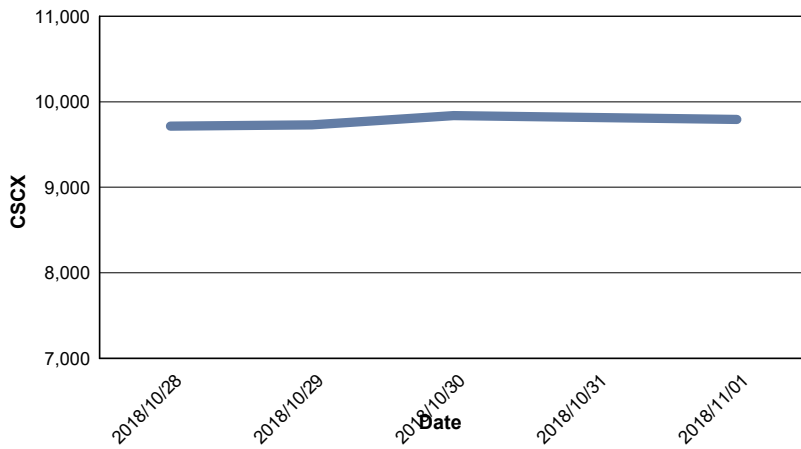
CASPI Index



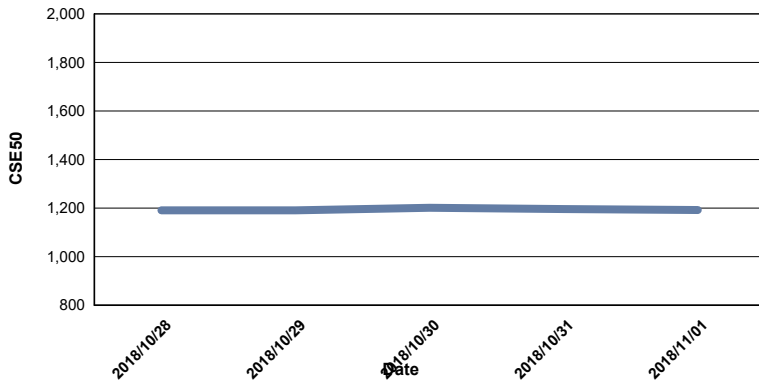
Index CSE30



Index CSCX



Index CSE50



Index CSI

