

# Chittagong Stock Exchange

23-Sep-21

## Weekly Market Summary

Week: 2021-09-19 to 2021-09-23 (5 days)

<b>Total Turnover (BDT)</b> :	3,258,000,407.20
<b>Volume of Share (Nos):</b>	110,304,769.00
<b>Total Contact(Nos)</b>	115,788
<b>Total Scrip Traded</b>	342

CATEGORY WISE TURNOVER		
Group	Turnover Value(BDT)	% of Total
A	2,219,318,940.70	68.08
B	726,232,775.10	22.28
N	273,422,800.50	8.39
Z	39,025,890.90	1.20

MAJOR INDICES IN THE WEEK					
Date	CASPI	CSE30	CSCX	CSE50	CSI
09/16/2021	21141.3523	15461.4181	12682.5871	1,551.87	1,342.17
09/23/2021	21146.0634	15331.9133	12687.2177	1,545.91	1,349.50
change in %	0.0223	-0.8376	0.0365	-0.38	0.55

SCRIP PERFORMANCE IN THE WEEK	
Advanced	149
Declined	179
No Change	14
Total Traded Issues	342

TOP TEN GAINER COMPANIES BY CLOSING PRICE						
Scrip ID	Scrip Name	Category	Week		Closing	Turnover (BDT)
			Difference	Opening		
12061	PACIFIC DENIMS LIMITED	A	23.12	14.70	18.10	46,564,896.40
16034	KDS ACCESSORIES LIMITED	A	18.40	65.20	77.20	9,252,966.90
12036	MAKSONS SPINNING MILLS LIMITED	B	17.14	28.00	32.80	24,212,662.70
24008	AAMRA TECHNOLOGIES LIMITED	A	16.45	32.20	37.50	13,462,669.50
12068	KATTALI TEXTILE LIMITED	A	15.90	26.40	30.60	33,075,481.60
12060	EVINCE TEXTILES LIMITED	A	15.38	11.70	13.50	19,607,519.40
13025	SALVO CHEMICAL INDUSTRY LTD	B	14.64	51.20	58.70	3,152,967.50
13024	ACTIVE FINE CHEMICALS LTD.	B	14.40	25.00	28.60	44,600,761.10
11001	RUPALI INSURANCE COMPANY LTD	A	13.11	45.00	50.90	34,424,298.10
12070	NEW LINE CLOTHINGS LIMITED	A	12.09	28.10	31.50	681,247.00

**TOP TEN LOSER COMPANIES BY CLOSING PRICE**

Scrip ID	Scrip Name	Category	Week Difference	Opening	Closing	Turnover (BDT)
19007	BD MONOSPOOL PAPER MFG. CO. LT	Z	-15.55	225.00	190.00	609,912.00
21027	FIRST JANATA BANK MUTUAL FUND	A	-15.46	9.70	8.20	5,723,593.90
16601	NIALCO ALLOYS LIMITED	N	-13.37	17.20	14.90	7,053,550.90
21018	EBL FIRST MUTUAL FUND	A	-12.24	9.80	8.60	716,572.80
21029	POPULAR LIFE FIRST MUTUAL FUND	A	-11.42	7.00	6.20	3,106,794.90
21031	PHP FIRST MUTUAL FUND	A	-10.95	7.30	6.50	5,493,935.20
16042	DOMINAGE STEEL BUILDING SYSTEM	A	-10.58	42.50	38.00	12,238,728.00
21021	TRUST BANK 1ST MUTUAL FUND	A	-9.45	7.40	6.70	4,324,491.70
22033	FIRST SECURITY ISLAMI BANK LTD	A	-9.23	13.00	11.80	32,417,429.50
21024	IFIC BANK 1ST MUTUAL FUND	A	-8.45	7.10	6.50	1,494,468.90

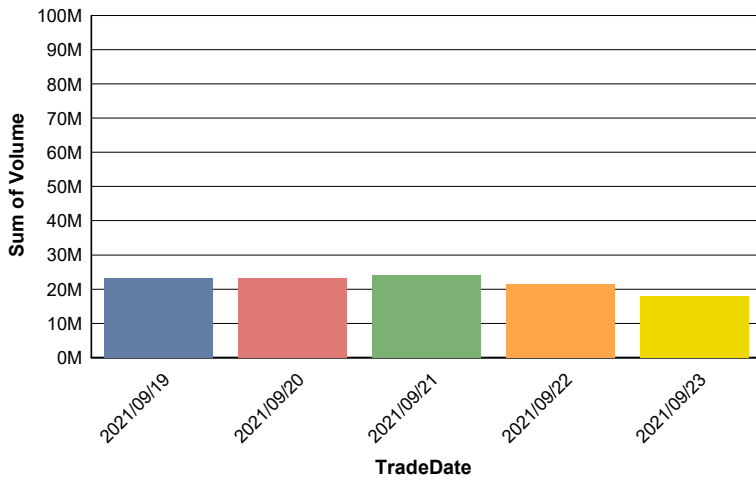
**TOP TEN COMPANIES BY TURNOVER**

Scrip ID	Scrip Name	Turnover (BDT)	Volume
25010	LANKABANGLA FINANCE LIMITED	158,607,308.60	3,620,262
32003	BEXIMCO LIMITED	140,071,520.80	1,024,476
26003	ROBI AXIATA LIMITED	111,172,562.40	2,620,055
13027	ORION PHARMA LIMITED	89,412,577.70	1,209,788
32009	BRITISH AMERICAN TOBACCO BD CO	64,541,308.70	99,023
18010	SAIF POWERTEC LIMITED	62,052,705.80	1,660,543
13002	SQUARE PHARMACEUTICALS LIMITED	59,590,276.40	244,509
20010	KHULNA POWER COMPANY LIMITED	56,183,338.80	1,128,631
13017	KEYA COSMETICS LIMITED	54,770,633.80	6,156,074
25012	IPDC FINANCE LIMITED	54,511,379.50	1,162,434

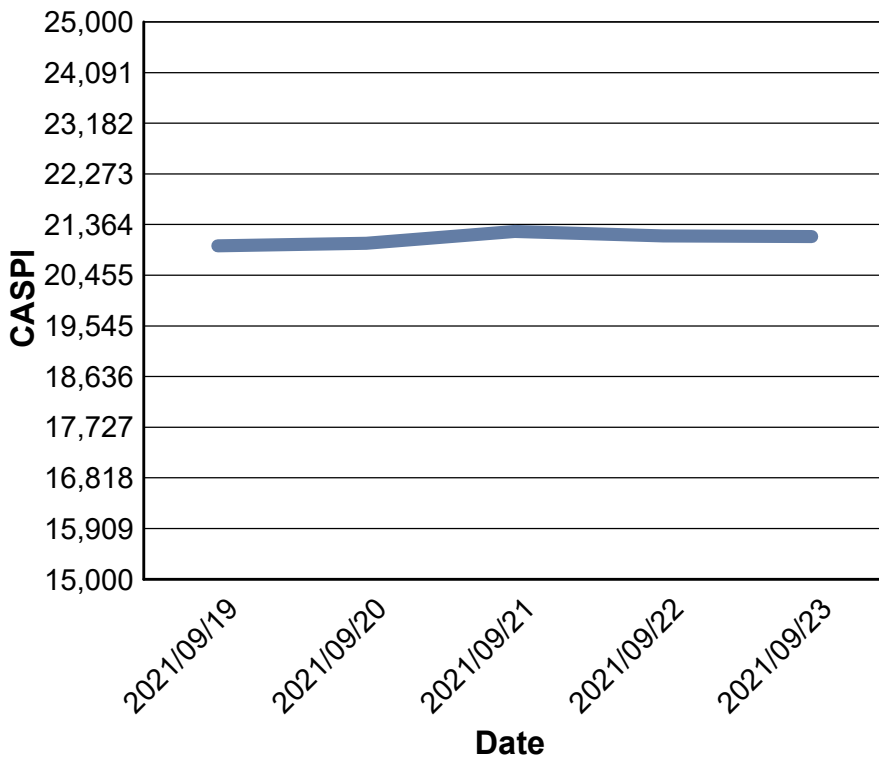
**Data for Turnover Value**



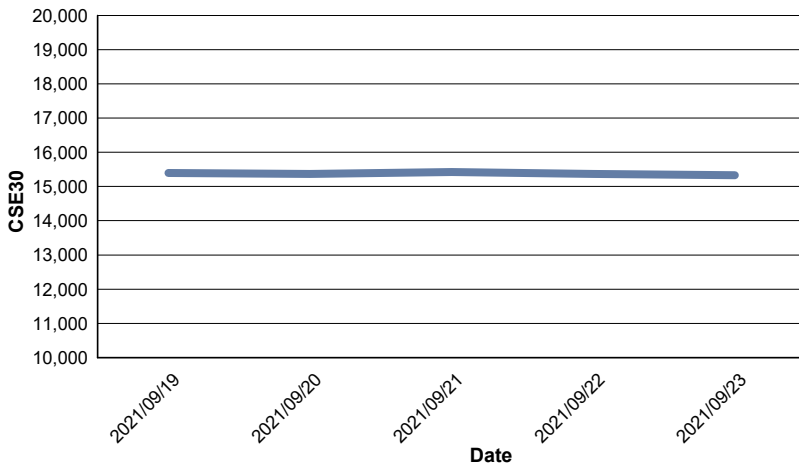
### Data for Turnover Volume



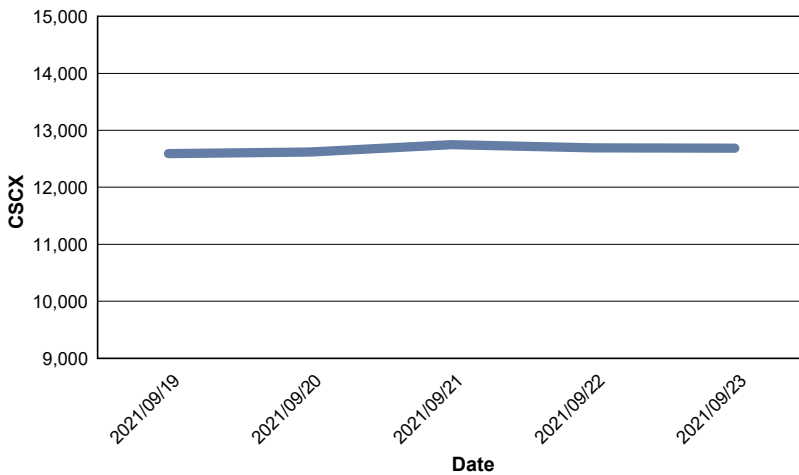
### CASPI Index



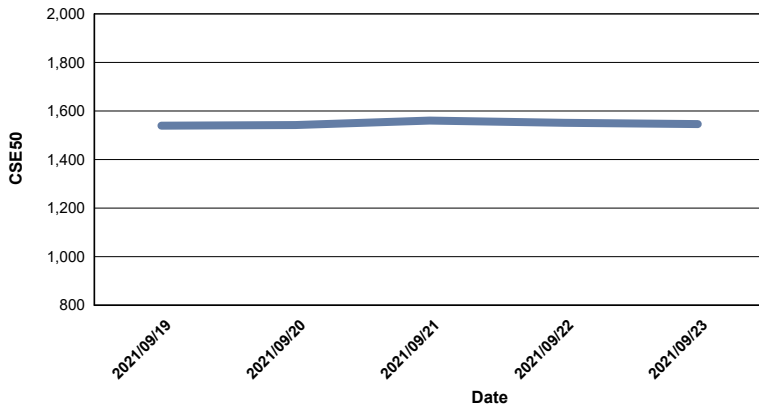
### Index CSE30



### Index CSCX



### Index CSE50



### Index CSI

