

Chittagong Stock Exchange

16-Feb-23

Weekly Market Summary

Week: 2023-02-12 to 2023-02-16 (5 days)

Total Turnover (BDT) :	365,281,964.20
Volume of Share (Nos):	5,186,369.00
Total Contact(Nos)	10,603
Total Scrip Traded	233

CATEGORY WISE TURNOVER		
Group	Turnover Value(BDT)	% of Total
A	282,315,143.40	77.28
B	77,583,606.70	21.24
N	5,158,575.10	1.41
Z	224,639.00	0.06

MAJOR INDICES IN THE WEEK						
Date	CASPI	CSE30	CSCX	CSE50	CSI	CSESMEX
02/09/2023	18535.2907	13365.4579	11111.6873	1,328.35	1,171.30	1,840.01
02/16/2023	18427.9510	13319.9962	11046.7365	1,326.09	1,164.82	1,768.54
change in %	-0.5791	-0.3401	-0.5845	-0.17	-0.55	-3.88

SCRIP PERFORMANCE IN THE WEEK	
Advanced	29
Declined	98
No Change	106
Total Traded Issues	233

TOP TEN GAINER COMPANIES BY CLOSING PRICE						
Scrip ID	Scrip Name	Category	Week Difference	Opening	Closing	Turnover (BDT)
16025	BENGAL WINDSOR THERMOPLASTIC	B	18.63	33.80	40.10	6,042,955.70
14022	FINE FOODS LIMITED	B	16.72	58.00	67.70	199,883.70
24012	ADN TELECOM LIMITED	A	9.87	111.40	122.40	2,069,141.60
14021	BEACH HATCHERY LTD.	B	9.42	35.00	38.30	1,026,269.40
12004	APEX SPINNING & KNITTING MILLS	A	8.59	115.20	125.10	137,693.40
25011	BD INDUSTRIAL FINANCE CO. LTD	Z	8.42	9.50	10.30	103.00
17002	Apex Footwear Limited	A	7.98	307.00	331.50	2,007,874.80
13007	AMBEE PHARMACEUTICALS LIMITED	A	7.67	465.30	501.00	6,433.30
13013	THE IBN SINA PHARMACEUTICALS	A	6.60	281.40	300.00	142,084.00
19003	SONALI PAPER & BOARD MILLS LIMIT	A	6.48	657.40	700.00	2,015,669.70

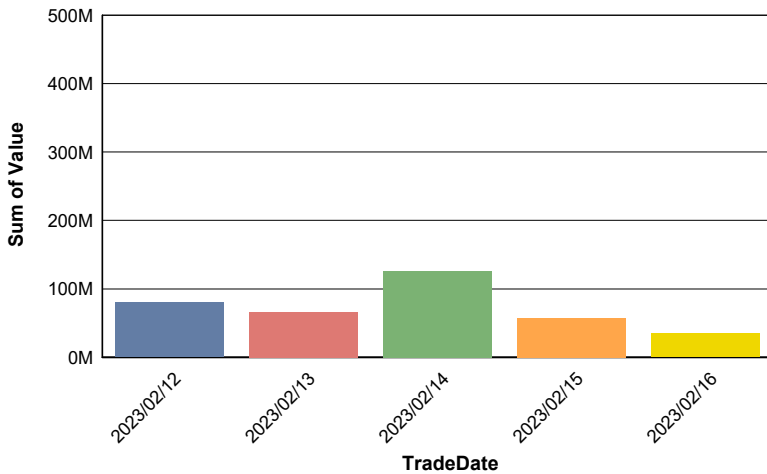
TOP TEN LOSER COMPANIES BY CLOSING PRICE

Scrip ID	Scrip Name	Category	Week Difference	Opening	Closing	Turnover (BDT)
13601	MAMUN AGRO PRODUCTS LIMITED	N	-18.77	21.30	17.30	36.50
11028	CITY GENERAL INSURANCE CO. LTD	A	-16.01	33.10	27.80	1,187,432.60
32019	KHAN BROTHERS PP WOVEN BAG INI	B	-13.55	11.80	10.20	1,681,385.00
24006	AGNI SYSTEMS LIMITED	B	-12.97	26.20	22.80	178,133.30
11046	MEGHNA INSURANCE COMPANY LTD.	B	-12.06	37.30	32.80	36,001.60
24005	INTECH ONLINE LIMITED	B	-11.64	24.90	22.00	89,918.50
32001	USMANIA GLASS SHEET FAC LTD	Z	-11.53	59.80	52.90	1,776.00
12002	PRIME TEXTILE SPINNING MILLS	B	-11.40	34.20	30.30	6,060.00
32006	GQ BALL PEN INDUSTRIES LIMITED	B	-11.40	95.60	84.70	423.50
11013	PHOENIX INSURANCE COMPANY LTD	A	-11.05	38.90	34.60	4,394.20

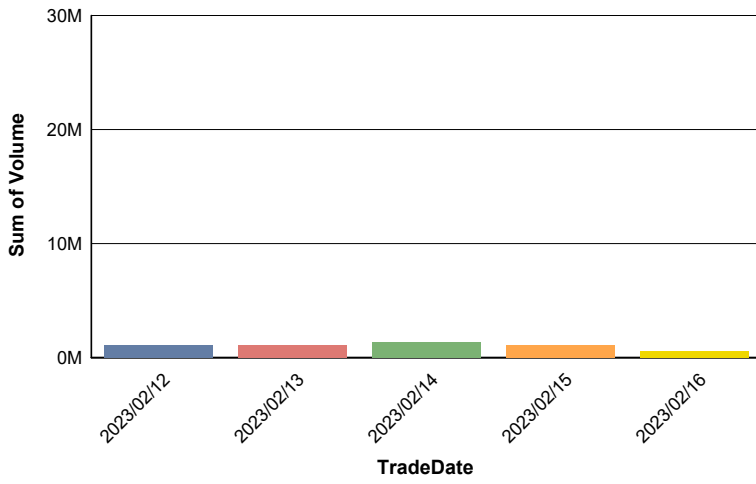
TOP TEN COMPANIES BY TURNOVER

Scrip ID	Scrip Name	Turnover (BDT)	Volume
18011	SEA PEARL BEACH RESORT & SPA LIMITED	101,349,992.30	357,593
23005	SHINEPUKUR CERAMICS LIMITED	49,007,489.30	990,260
32004	BD SHIPPING CORPORATION	15,330,286.50	110,923
11016	PRIME INSURANCE COMPANY LTD	13,750,981.00	155,108
11017	PIONEER INSURANCE COMPANY LTD	13,200,246.80	184,636
24011	GENEX INFOSYS LIMITED	11,396,396.10	113,277
19011	BASHUNDHARA PAPER MILLS LTD.	8,683,965.90	106,349
13027	ORION PHARMA LIMITED	7,416,800.20	85,509
24009	IT CONSULTANTS LIMITED	6,699,927.70	182,647
16025	BENGAL WINDSOR THERMOPLASTICS	6,042,955.70	164,227

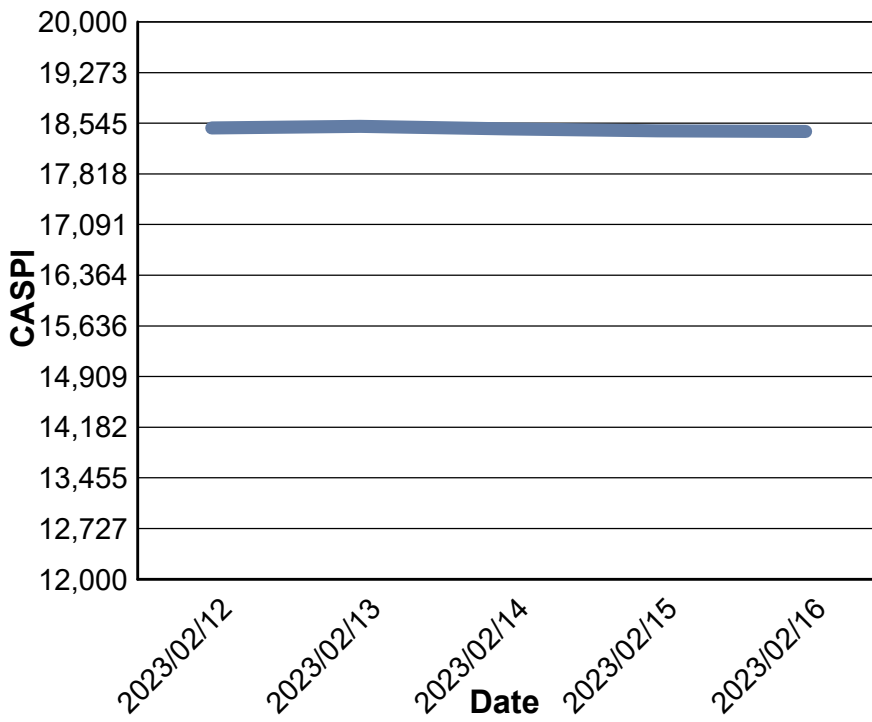
Data for Turnover Value



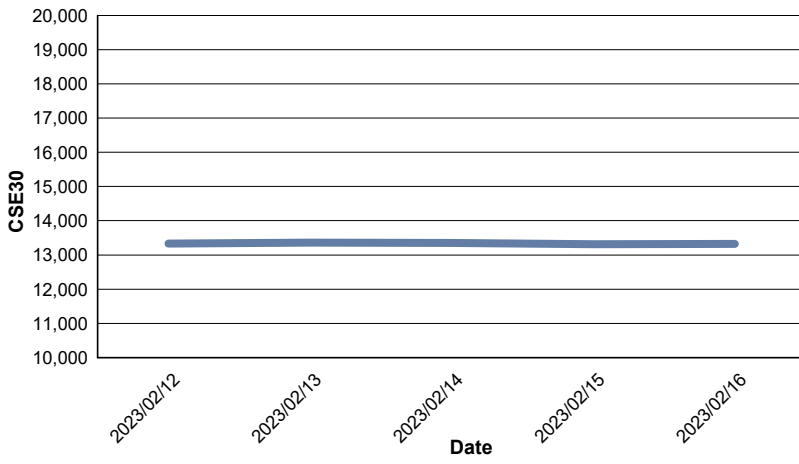
Data for Turnover Volume



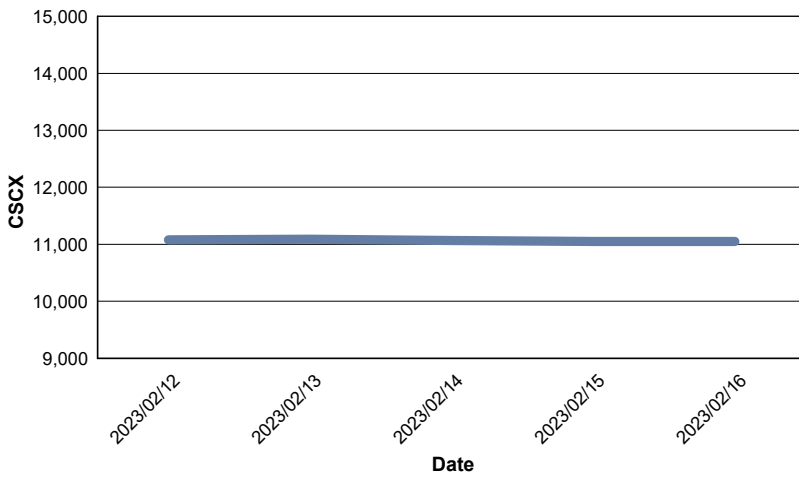
CASPI Index



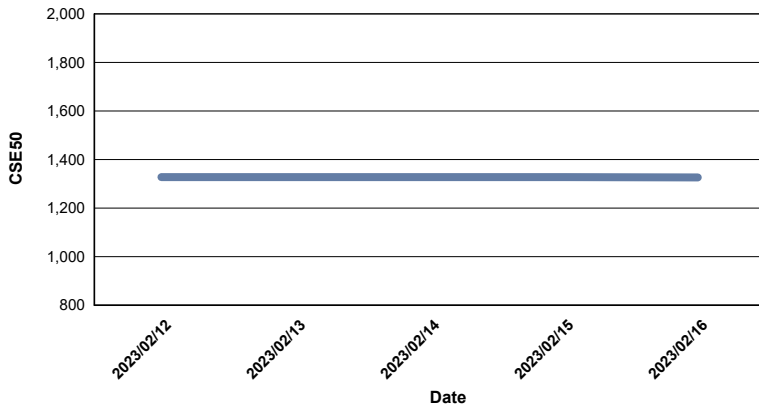
Index CSE30



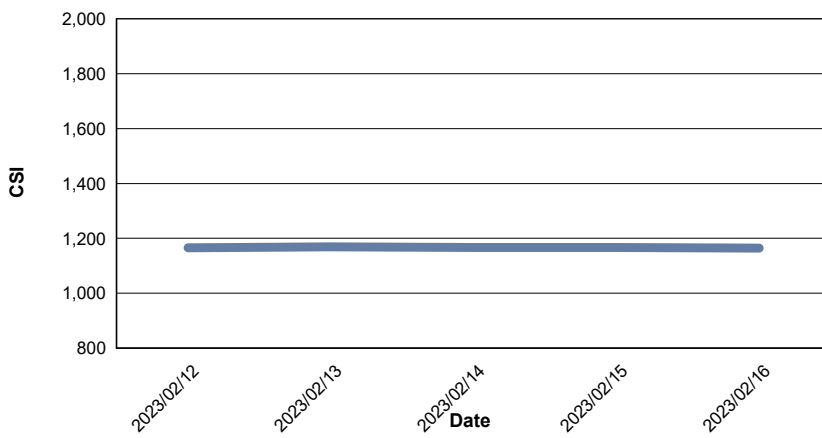
Index CSCX



Index CSE50



Index CSI



Index CSESMEX

