

Chittagong Stock Exchange

26-Jan-23

Weekly Market Summary

Week: 2023-01-22 to 2023-01-26 (5 days)

Total Turnover (BDT) :	631,976,252.10
Volume of Share (Nos):	18,862,666.00
Total Contact(Nos)	25,244
Total Scrip Traded	278

CATEGORY WISE TURNOVER		
Group	Turnover Value(BDT)	% of Total
A	508,861,290.10	80.51
B	78,657,457.40	12.44
N	43,874,254.80	6.94
Z	583,249.80	0.09

MAJOR INDICES IN THE WEEK						
Date	CASPI	CSE30	CSCX	CSE50	CSI	CSESMEX
01/19/2023	18476.1761	13307.4129	11072.3517	1,327.02	1,169.64	1,884.99
01/26/2023	18565.6314	13278.8629	11129.1562	1,331.65	1,175.09	1,867.81
change in %	0.4842	-0.2145	0.5130	0.35	0.47	-0.91

SCRIP PERFORMANCE IN THE WEEK	
Advanced	61
Declined	83
No Change	134
Total Traded Issues	278

TOP TEN GAINER COMPANIES BY CLOSING PRICE							
Scrip ID	Scrip Name	Category	Week Difference	Week		Turnover (BDT)	
				Opening	Closing		
11038	DHAKA INSURANCE LIMITED	A	25.24	51.90	65.00	2,964,272.20	
18011	SEA PEARL BEACH RESORT & SPA LII	A	19.04	230.00	273.80	1,717,106.10	
11030	TAKAFUL ISLAMI INSURANCE LTD.	A	18.60	43.00	51.00	335,294.20	
16017	BD WELDING ELECTRODES LIMITED	Z	16.53	26.00	30.30	551,500.00	
11014	EASTERN INSURANCE COMPANY LTC	A	14.80	50.00	57.40	170,165.30	
18002	EASTERN HOUSING LIMITED	A	14.60	89.00	102.00	10,429,330.60	
18008	UNIQUE HOTEL & RESORTS LIMITED	A	14.05	61.20	69.80	20,937,852.40	
25019	NATIONAL HOUSING FIN.& INV.LTD	A	13.48	43.00	48.80	21,079,686.50	
11022	ASIA PACIFIC GEN INS CO LTD	A	13.33	43.50	49.30	360,211.90	
11017	PIONEER INSURANCE COMPANY LTD	A	13.18	71.30	80.70	1,089,358.90	

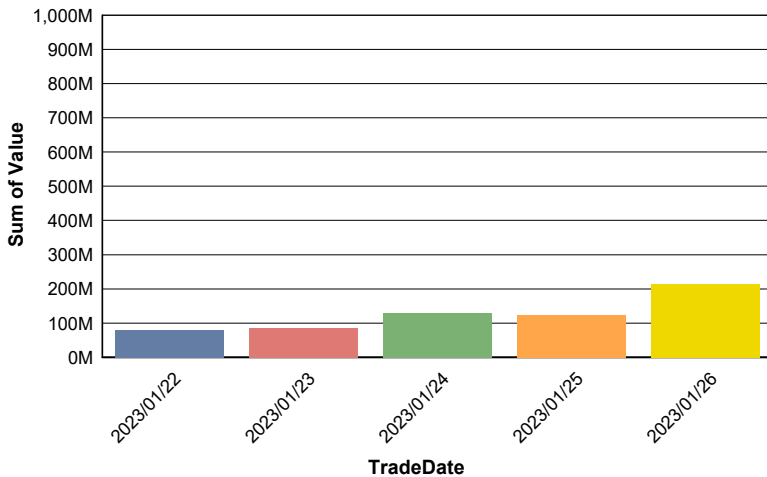
TOP TEN LOSER COMPANIES BY CLOSING PRICE

Scrip ID	Scrip Name	Category	Week Difference	Opening	Closing	Turnover (BDT)
12032	TALLU SPINNING MILLS LIMITED	Z	-32.07	15.90	10.80	108.00
24005	INTECH ONLINE LIMITED	B	-18.79	29.80	24.20	245,054.50
12002	PRIME TEXTILE SPINNING MILLS	B	-15.55	40.50	34.20	58,451.30
12056	TOSRIFA INDUSTRIES LTD.	B	-14.16	24.00	20.60	102,176.00
14021	BEACH HATCHERY LTD.	B	-11.36	38.70	34.30	1,920.00
17008	LEGACY FOOTWEAR LIMITED	B	-10.96	54.70	48.70	4,870.00
21017	PRIME FINANCE 1ST MUTUAL FUND	A	-10.65	16.90	15.10	741,384.00
13008	ORION INFUSION LIMITED	A	-10.38	368.00	329.80	2,304,367.40
12601	APEX WEAVING & FINISHING MILLS	N	-8.17	20.80	19.10	19,715.00
20023	LUB-RREF (BANGLADESH) LTD.	A	-7.04	38.30	35.60	6,314,862.90

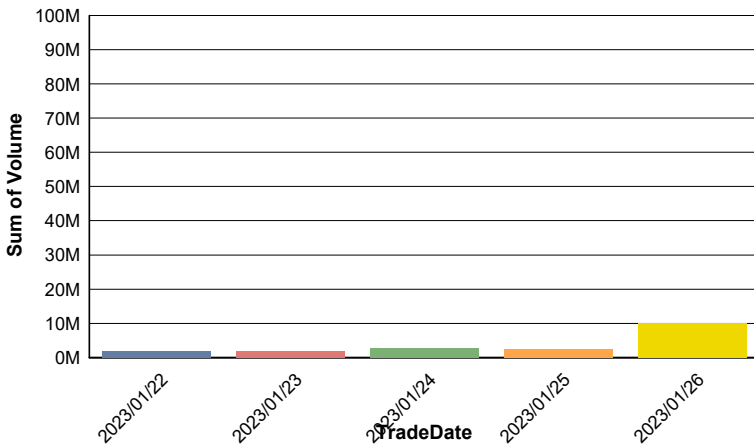
TOP TEN COMPANIES BY TURNOVER

Scrip ID	Scrip Name	Turnover (BDT)	Volume
11010	BD GENERAL INSURANCE COMPANY	101,296,353.70	1,453,261
25016	PHOENIX FINANCE & INVESTMENTS	56,718,523.20	3,479,664
24004	BDCOM ONLINE LIMITED	30,169,846.60	659,848
21027	FIRST JANATA BANK MUTUAL FUND	26,292,559.90	4,173,423
11047	ISLAMI COMMERCIAL INSURANCE COMPANY	24,062,707.30	559,896
25012	IPDC FINANCE LIMITED	21,292,750.00	373,500
25019	NATIONAL HOUSING FIN.& INV.LTD	21,079,686.50	455,918
18008	UNIQUE HOTEL & RESORTS LIMITED	20,937,852.40	326,210
24011	GENEX INFOSYS LIMITED	19,842,479.50	196,202
23005	SHINEPUKUR CERAMICS LIMITED	18,619,713.70	416,131

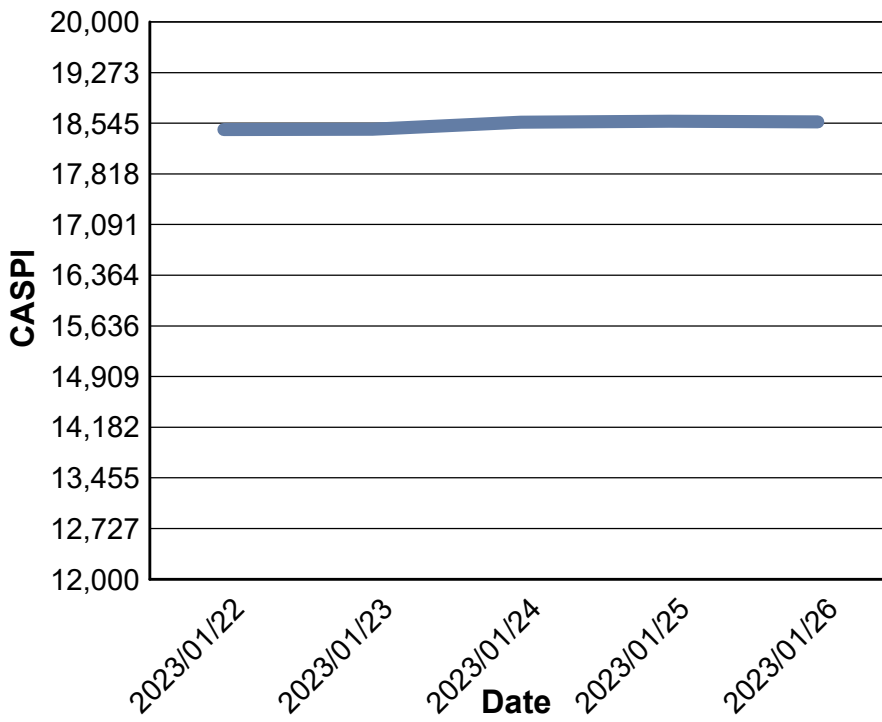
Data for Turnover Value



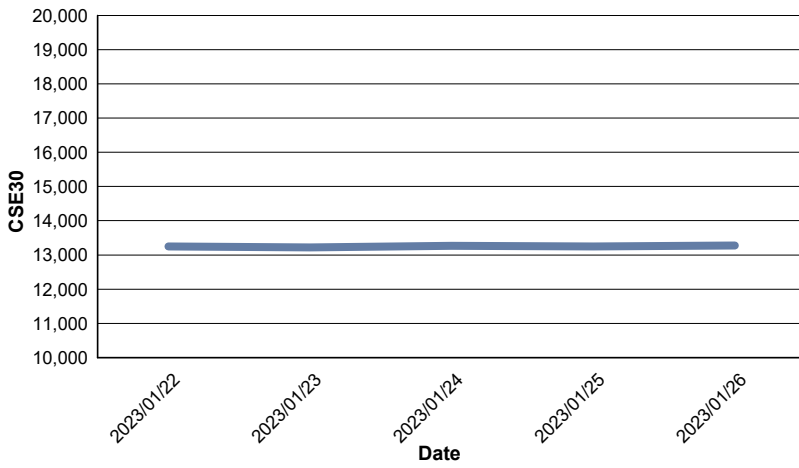
Data for Turnover Volume



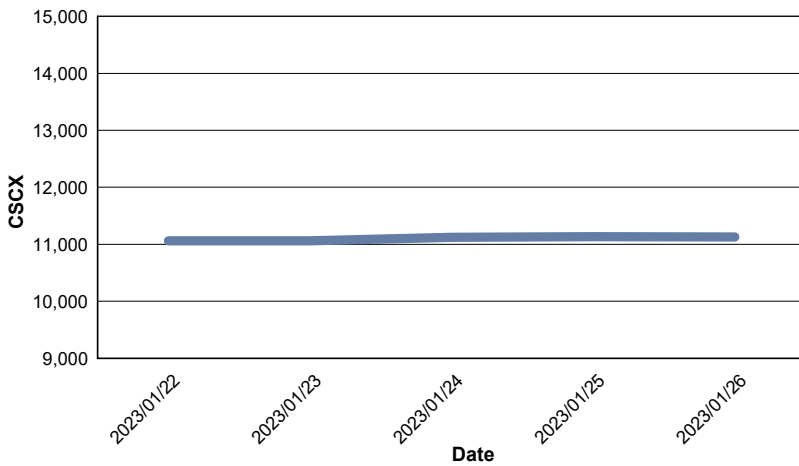
CASPI Index



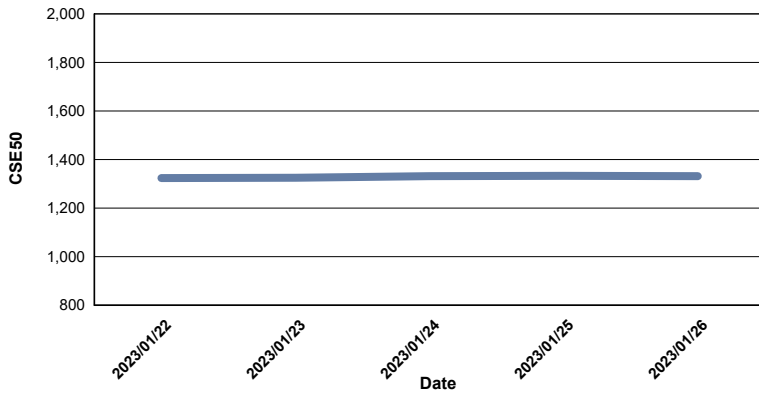
Index CSE30



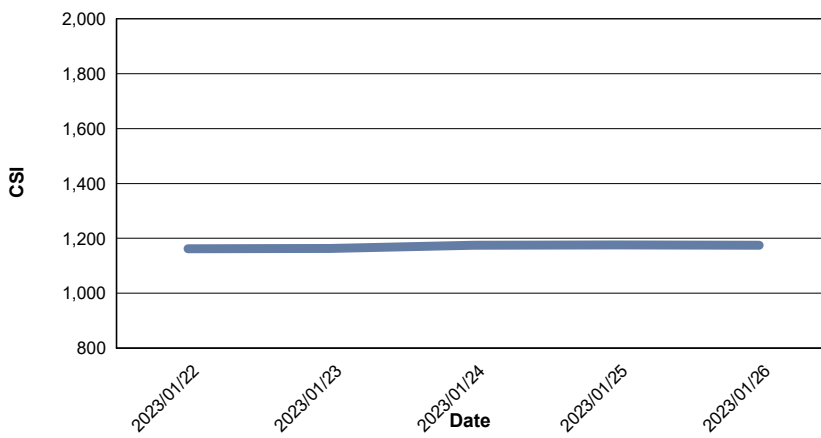
Index CSCX



Index CSE50



Index CSI



Index CSESMEX

