

Chittagong Stock Exchange

23-Jul-20

Weekly Market Summary

Week: 2020-07-19 to 2020-07-23 (5 days)

Total Turnover (BDT) :	301,250,140.80
Volume of Share (Nos):	12,080,832.00
Total Contact(Nos)	12,323
Total Scrip Traded	282

CATEGORY WISE TURNOVER		
Group	Turnover Value(BDT)	% of Total
A	253,906,246.10	84.28
B	34,420,825.20	11.43
N	10,163,059.60	3.37
Z	2,760,009.90	0.92

MAJOR INDICES IN THE WEEK					
Date	CASPI	CSE30	CSCX	CSE50	CSI
07/16/2020	11559.2471	10071.8547	7007.3583	835.99	748.61
07/23/2020	11622.2325	10050.8896	7044.6466	837.33	751.66
change in %	0.5449	-0.2082	0.5321	0.16	0.41

SCRIP PERFORMANCE IN THE WEEK	
Advanced	89
Declined	46
No Change	147
Total Traded Issues	282

TOP TEN GAINER COMPANIES BY CLOSING PRICE						
Scrip ID	Scrip Name	Category	Week		Closing	Turnover (BDT)
			Difference	Opening		
11038	DHAKA INSURANCE LIMITED	A	28.01	28.20	36.10	1,142,571.70
11017	PIONEER INSURANCE COMPANY LTD	A	19.94	34.60	41.50	993,123.20
11014	EASTERN INSURANCE COMPANY LTC	A	19.26	43.60	52.00	305,008.00
12037	THE DACCA DYEING & MFC. CO. LT	Z	18.91	3.70	4.40	94,052.50
11035	ASIA INSURANCE LIMITED	A	17.50	20.00	23.50	340,448.90
25016	PHOENIX FINANCE & INVESTMENTS	A	16.50	20.60	24.00	1,025,362.50
25005	MIDAS FINANCING LIMITED	B	14.70	10.20	11.70	47,240.10
11030	TAKAFUL ISLAMI INSURANCE LTD.	A	14.18	29.60	33.80	56,708.40
12032	TALLU SPINNING MILLS LIMITED	Z	13.79	2.90	3.30	47,447.10
11032	NORTHERN GENERAL INSURANCE C	A	13.58	18.40	20.90	141,915.80

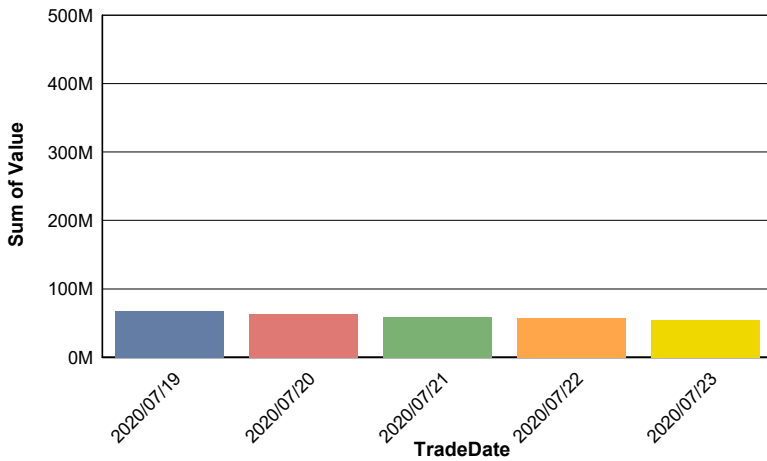
TOP TEN LOSER COMPANIES BY CLOSING PRICE

Scrip ID	Scrip Name	Category	Week Difference	Opening	Closing	Turnover (BDT)
22008	ISLAMI BANK BANGLADESH LIMITED	A	-10.65	19.70	17.60	3,837,452.00
22004	UNITED COMMERCIAL BANK LTD.	A	-9.23	13.00	11.80	2,117,497.50
22021	ONE BANK LIMITED	A	-6.45	9.30	8.70	382,669.50
22028	JAMUNA BANK LIMITED	A	-5.91	16.90	15.90	2,200,401.80
11006	CENTRAL INSURANCE COMPANY LTD	A	-5.45	27.50	26.00	13,000.00
19009	HAKKANI PULP & PAPER MILLS LTD	B	-4.33	80.80	77.30	1,108,055.40
12043	ENVOY TEXTILES LIMITED	A	-3.91	23.00	22.10	197,971.80
14017	FU-WANG FOODS LIMITED	B	-3.87	12.90	12.40	659,930.50
12046	PARAMOUNT TEXTILE LIMITED	A	-3.81	55.00	52.90	404,054.70
11027	PARAMOUNT INSURANCE CO. LTD	B	-3.72	72.40	69.70	1,081,185.50

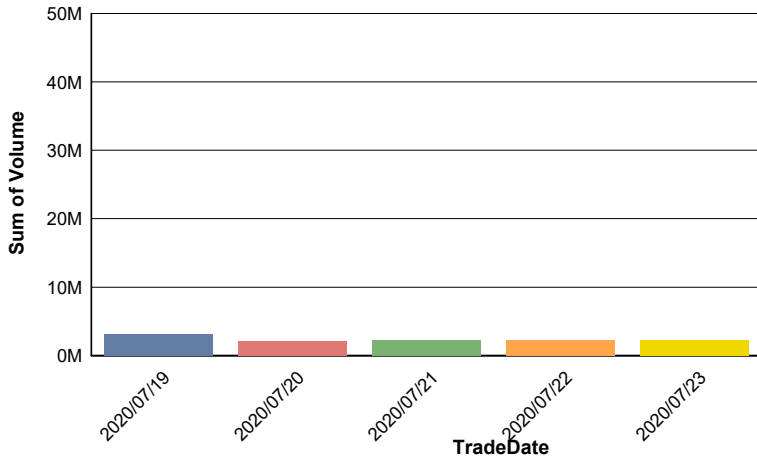
TOP TEN COMPANIES BY TURNOVER

Scrip ID	Scrip Name	Turnover (BDT)	Volume
13002	SQUARE PHARMACEUTICALS LIMITED	49,408,018.10	300,034
26001	GRAMEENPHONE LIMITED	17,302,377.30	70,168
20011	BARAKA POWER LIMITED	14,542,535.50	607,965
20010	KHULNA POWER COMPANY LIMITED	10,407,486.00	211,980
13005	BEXIMCO PHARMACEUTICALS LTD	10,056,036.60	137,207
24012	ADN TELECOM LIMITED	10,042,649.60	293,098
12030	SAIHAM TEXTILE MILLS LTD	6,911,101.10	272,399
12066	VFS THREAD DYEING LIMITED	6,881,614.60	305,902
13035	SILCO PHARMACEUTICALS LIMITED	6,828,400.00	303,500
21042	ICB AMCL SONALI BANK LTD 1STMF	6,720,000.00	800,000

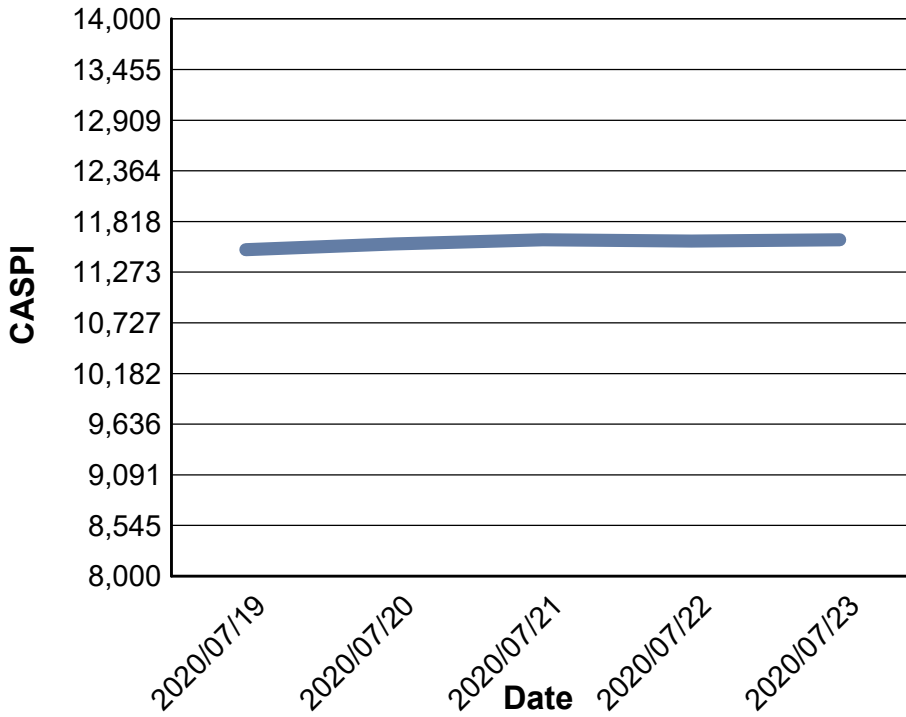
Data for Turnover Value



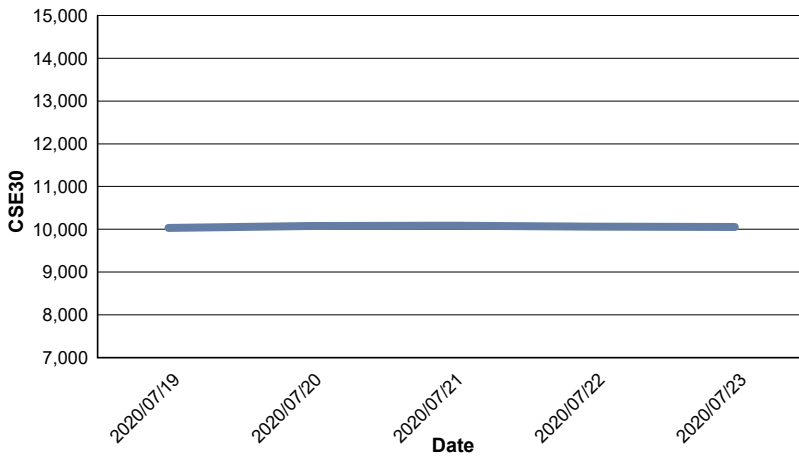
Data for Turnover Volume



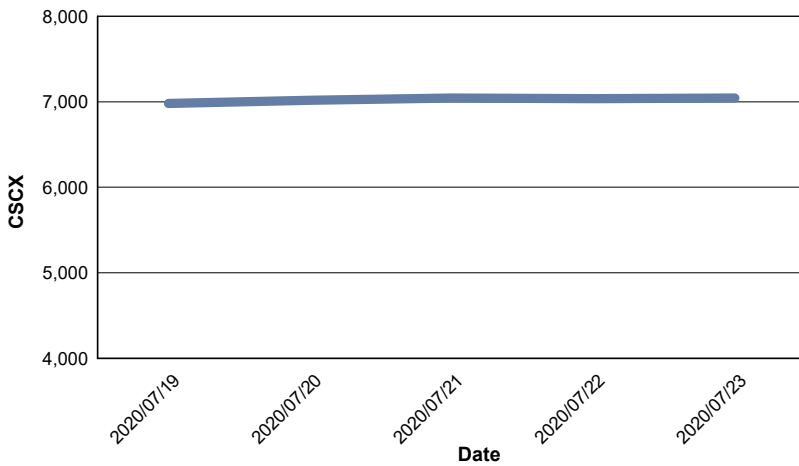
CASPI Index



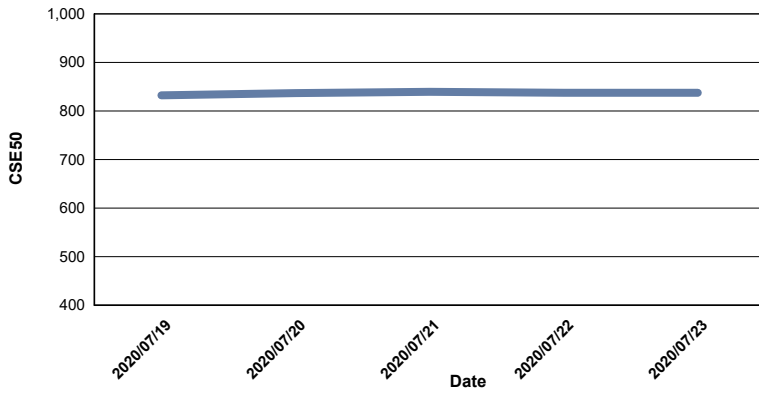
Index CSE30



Index CSCX



Index CSE50



Index CSI

