

Chittagong Stock Exchange

28-Mar-24

Weekly Market Summary

Week: 2024-03-24 to 2024-03-28 (Total 4 days excluding 26th March 2024)

Total Turnover (BDT) :	971,744,414.80
Volume of Share (Nos):	20,079,242.00
Total Contact(Nos)	27,667
Total Scrip Traded	312

CATEGORY WISE TURNOVER		
Group	Turnover Value(BDT)	% of Total
A	746,762,213.70	76.84
B	118,496,954.00	12.19
N	101,646,137.70	10.45
Z	4,839,109.40	0.50

MAJOR INDICES IN THE WEEK						
Date	CASPI	CSE30	CSCX	CSE50	CSI	CSESMEX
03/21/2024	16937.1946	12768.9825	10168.1128	1,199.83	1,094.69	3,005.89
03/28/2024	16553.4475	12701.8200	9951.4329	1,182.26	1,074.58	3,109.74
change in %	-2.2657	-0.5260	-2.1310	-1.46	-1.84	3.45

SCRIP PERFORMANCE IN THE WEEK	
Advanced	48
Declined	243
No Change	21
Total Traded Issues	312

TOP TEN GAINER COMPANIES BY CLOSING PRICE						
Scrip ID	Scrip Name	Category	Week		Closing	Turnover (BDT)
			Difference	Opening		
19601	WEB COATS PLC.	N	45.75	21.20	30.90	107.90
25002	IDLC FINANCE PLC.	A	45.33	22.50	32.70	15,827.40
32605	HIMADRI LIMITED	N	15.86	1,925.80	2,231.30	26,775.40
12012	ALIF INDUSTRIES LIMITED	A	11.05	85.00	94.40	3,398,015.00
25003	UTTARA FINANCE & INVESTME	Z	10.00	24.00	26.40	27,544.00
21023	DBH FIRST MUTUAL FUND	A	9.09	5.50	6.00	60,000.00
21037	LR GLOBAL BANGLADESH MF ONE	A	8.88	4.50	4.90	13,773.90
13039	ASIATIC LABORATORIES LIMITED	N	7.86	44.50	48.00	67,236,567.40
22038	MIDLAND BANK LIMITED	B	7.81	12.80	13.80	534,135.50
12040	ZAHINTEX INDUSTRIES LTD.	Z	6.25	6.40	6.80	10,992.80

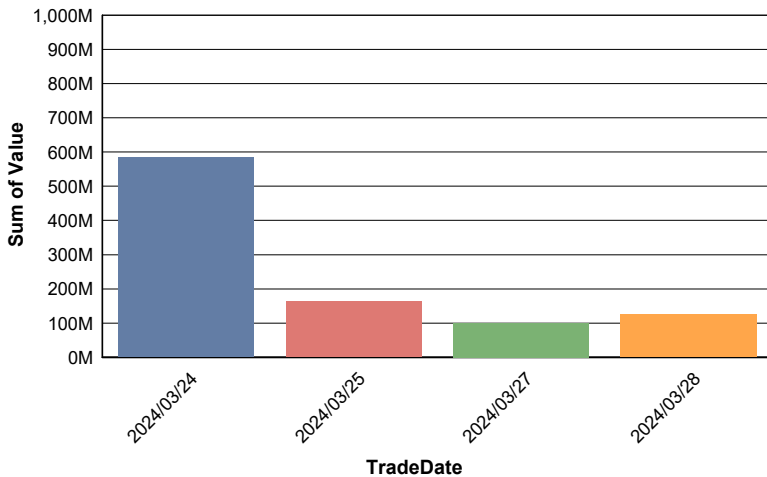
TOP TEN LOSER COMPANIES BY CLOSING PRICE

Scrip ID	Scrip Name	Category	Week Difference	Opening	Closing	Turnover (BDT)
12017	ALLTEX INDUSTRIES LIMITED	Z	-17.57	16.50	13.60	48,600.00
11021	NITOL INSURANCE COMPANY LTD	A	-15.61	39.70	33.50	27,260.50
21019	ICB AMCL SECOND MUTUAL FUND	A	-15.55	9.00	7.60	156,050.00
25021	GSP FINANCE CO.(BANGLADESH) LT	A	-14.28	14.70	12.60	158,493.00
12062	SHEPHERD INDUSTRIES PLC.	B	-13.93	16.50	14.20	119,788.50
17010	FORTUNE SHOES LIMITED	B	-13.23	49.10	42.60	6,293,410.60
13008	ORION INFUSION LIMITED	A	-12.86	568.90	495.70	737,186.00
24005	INTECH ONLINE LIMITED	Z	-12.72	27.50	24.00	302,343.20
16026	BANGLADESH BUILDING SYSTEMS LT	B	-12.50	19.20	16.80	1,385,026.80
15010	Crown Cement PLC	A	-11.87	69.90	61.60	11,342.00

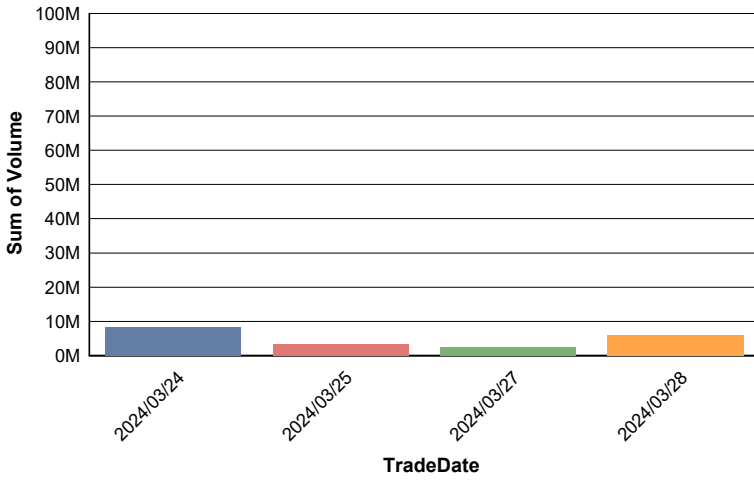
TOP TEN COMPANIES BY TURNOVER

Scrip ID	Scrip Name	Turnover (BDT)	Volume
10010	RUPALI LIFE INSURANCE CO. LTD.	460,907,479.00	3,486,192
22025	EASTERN BANK PLC.	82,978,765.20	2,598,938
13039	ASIATIC LABORATORIES LIMITED	67,236,567.40	1,371,104
32003	BEXIMCO LIMITED	44,398,446.10	387,298
40012	PREMIER BANK PERPETUAL BOND	32,198,280.00	6,414
18012	BEST HOLDINGS LIMITED	27,254,281.30	719,469
22002	AB BANK LIMITED	25,840,864.80	3,027,073
13037	NAVANA PHARMACEUTICALS PLC.	15,871,491.60	155,361
13013	THE IBN SINA PHARMACEUTICALS PLC	15,634,875.50	60,508
26003	ROBI AXIATA LIMITED	11,422,064.30	419,362

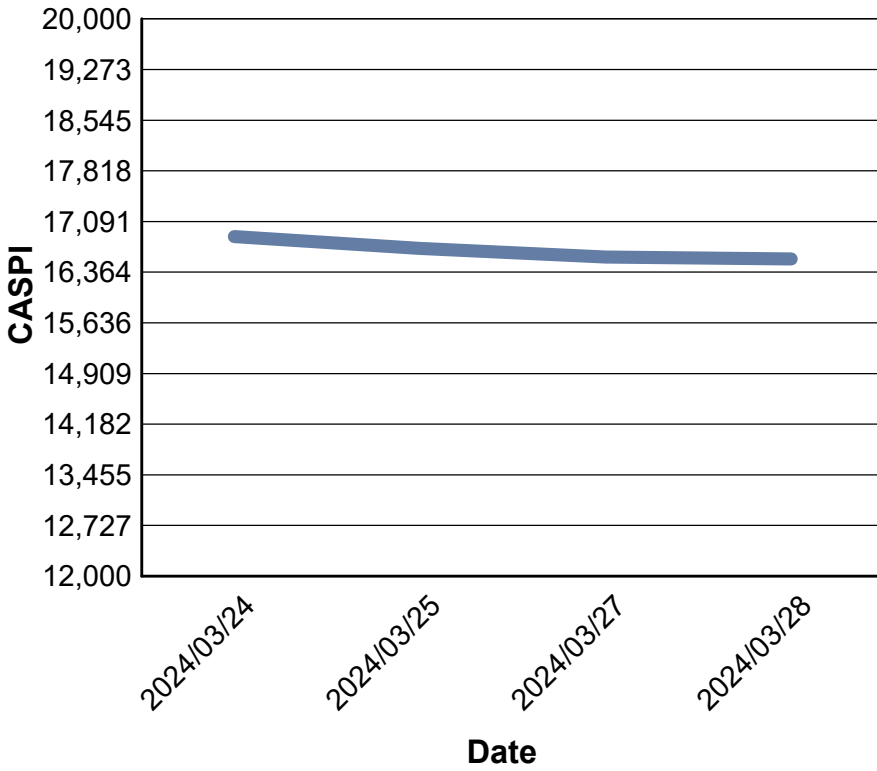
Data for Turnover Value



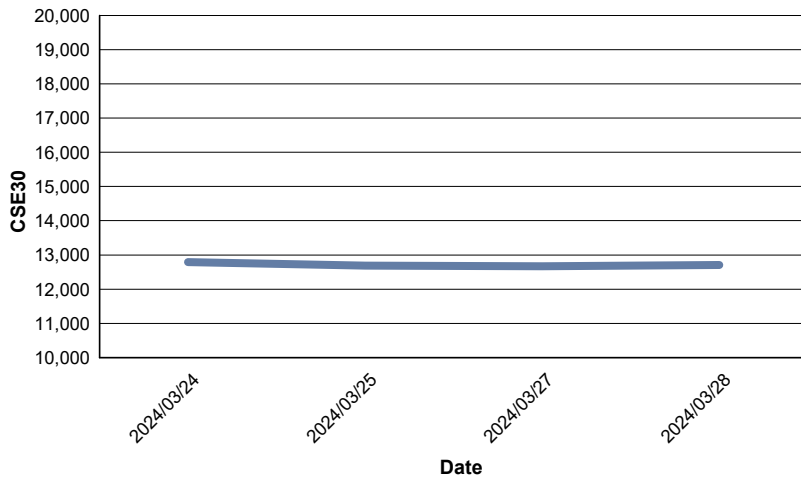
Data for Turnover Volume



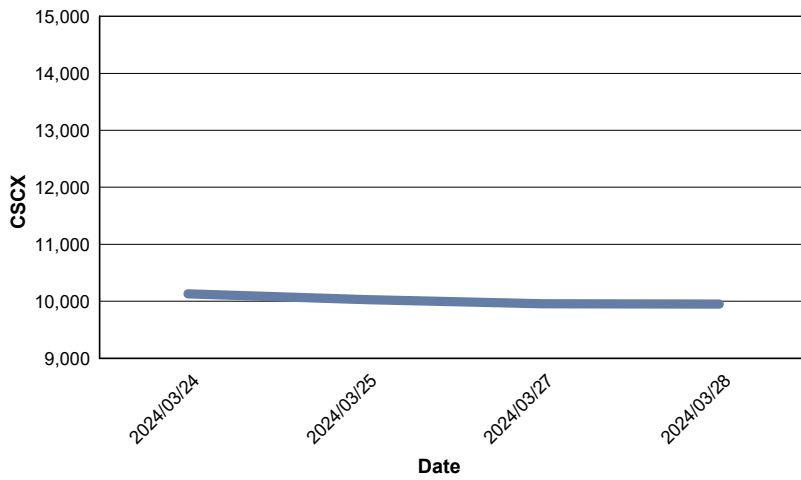
CASPI Index



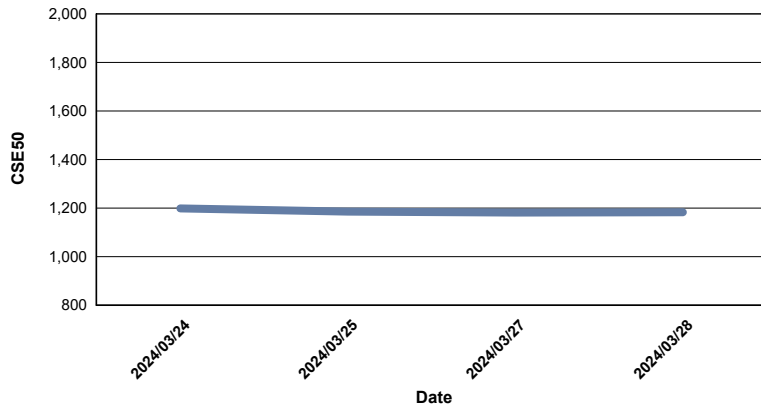
Index CSE30



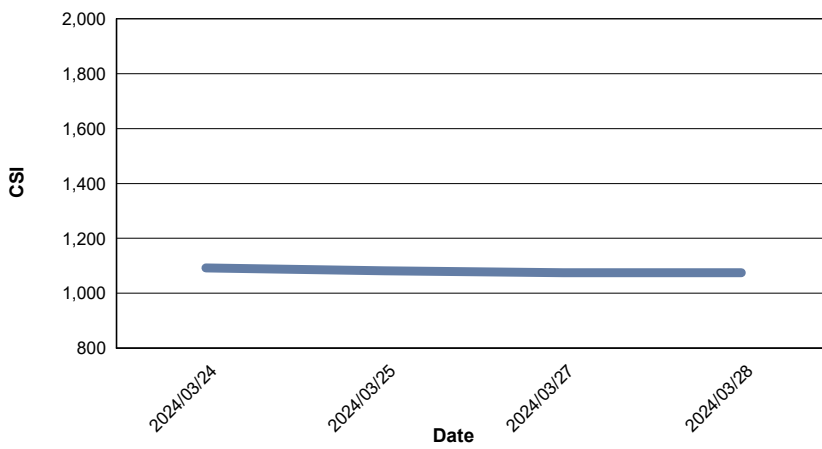
Index CSCX



Index CSE50



Index CSI



Index CSESMEX

