

Chittagong Stock Exchange

05-Oct-23

Weekly Market Summary

Week: 2023-10-01 to 2023-10-05 (5 days)

Total Turnover (BDT) :	666,946,012.00
Volume of Share (Nos):	15,977,699.00
Total Contact(Nos)	9,413
Total Scrip Traded	248

CATEGORY WISE TURNOVER		
Group	Turnover Value(BDT)	% of Total
A	394,453,958.10	59.14
B	249,213,326.90	37.36
N	22,822,590.10	3.42
Z	456,136.90	0.07

MAJOR INDICES IN THE WEEK						
Date	CASPI	CSE30	CSCX	CSE50	CSI	CSESMEX
09/27/2023	18580.5830	13358.7380	11108.0497	1,306.42	1,167.70	2,105.18
10/05/2023	18531.9089	13355.0775	11079.1699	1,306.25	1,165.70	2,153.66
change in %	-0.2620	-0.0274	-0.2600	-0.01	-0.17	2.30

SCRIP PERFORMANCE IN THE WEEK	
Advanced	37
Declined	82
No Change	129
Total Traded Issues	248

TOP TEN GAINER COMPANIES BY CLOSING PRICE						
Scrip ID	Scrip Name	Category	Week Difference	Opening	Closing	Turnover (BDT)
32018	DESHBANDHU POLYMER LIMITED	B	31.55	22.50	29.60	15,736,103.60
13012	LIBRA INFUSIONS LIMITED	B	20.99	870.70	1,053.50	95,987.00
13007	AMBEE PHARMACEUTICALS LIMITED	A	15.38	780.00	900.00	1,416,336.00
12601	APEX WEAVING & FINISHING MILLS	N	9.81	16.30	17.90	17,900.00
13603	BD PAINTS LIMITED	N	9.70	20.60	22.60	5,905,022.60
32601	ORYZA AGRO INDUSTRIES LIMITED	N	9.02	13.30	14.50	29,000.00
16025	BENGAL WINDSOR THERMOPLASTIC:	B	7.82	23.00	24.80	688,017.40
14021	BEACH HATCHERY LTD.	B	6.79	42.70	45.60	1,126,766.50
19010	KHULNA PRINTING & PACKAGING LTC	B	6.25	9.60	10.20	659,037.40
11010	BD GENERAL INSURANCE COMPANY	A	5.80	58.60	62.00	164,696.10

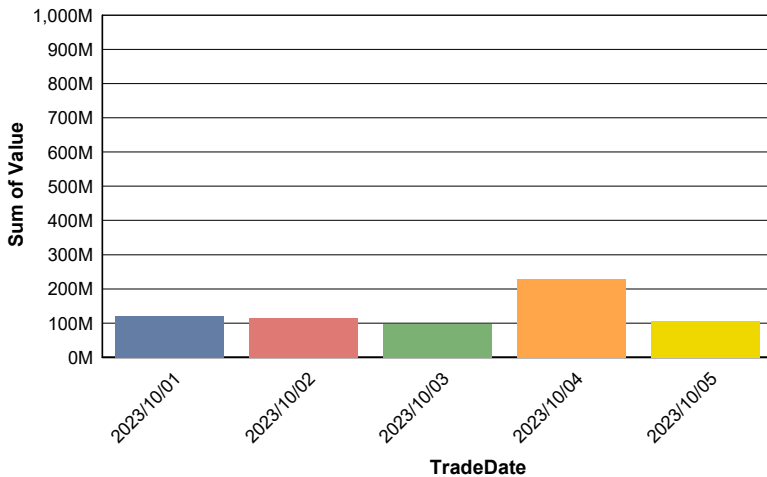
TOP TEN LOSER COMPANIES BY CLOSING PRICE

Scrip ID	Scrip Name	Category	Week Difference	Opening	Closing	Turnover (BDT)
14027	EMERALD OIL INDUSTRIES LIMITED	B	-20.04	137.70	110.10	8,479,990.30
11011	PRAGATI INSURANCE LIMITED	A	-13.79	72.50	62.50	7,247,373.00
14001	APEX FOODS LIMITED	A	-13.55	428.00	370.00	1,499,188.50
11045	UNION INSURANCE COMPANY LTD.	B	-12.66	68.70	60.00	16,718,098.20
11029	CONTINENTAL INSURANCE LIMITED	A	-11.06	46.10	41.00	1,409,081.30
10008	PRAGATI LIFE INSURANCE LTD.	A	-9.96	117.40	105.70	11,637.00
11014	EASTERN INSURANCE COMPANY LTD	A	-9.68	63.00	56.90	841,545.00
32007	IMAM BUTTON INDUSTRIES LTD	Z	-9.51	145.00	131.20	334,883.00
11041	CRYSTAL INSURANCE COMPANY LIM	A	-9.08	114.50	104.10	688,803.50
11005	JANATA INSURANCE COMPANY LTD	A	-8.87	42.80	39.00	1,143,320.60

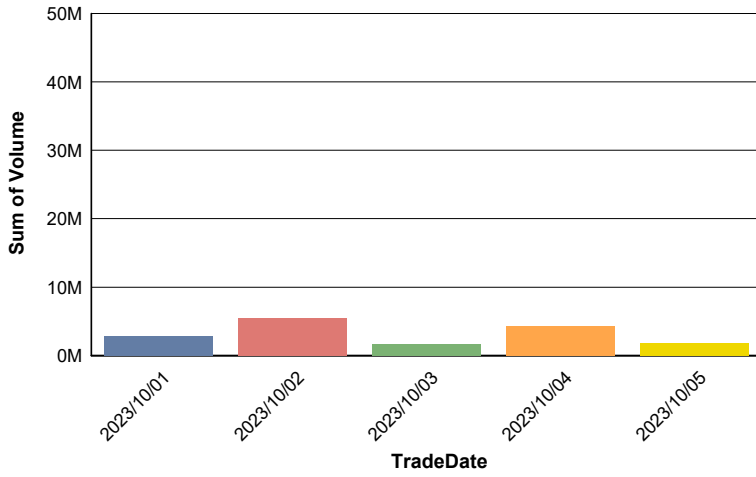
TOP TEN COMPANIES BY TURNOVER

Scrip ID	Scrip Name	Turnover (BDT)	Volume
18011	SEA PEARL BEACH RESORT & SPA LIMITED	119,176,535.70	668,009
24007	DAFFODIL COMPUTERS LIMITED	103,719,822.60	1,088,635
22025	EASTERN BANK LIMITED	50,840,145.70	1,726,301
22003	NATIONAL BANK LIMITED	33,734,400.00	4,016,000
22022	BANK ASIA LIMITED	31,488,000.00	1,536,000
20006	POWER GRID COMPANY OF BD LTD.	28,700,000.00	500,000
14017	FU-WANG FOODS LIMITED	19,857,526.80	653,143
13013	THE IBN SINA PHARMACEUTICALS PLC	17,088,577.80	60,727
22017	DUTCH-BANGLA BANK LIMITED	16,719,780.00	284,350
11045	UNION INSURANCE COMPANY LTD.	16,718,098.20	257,445

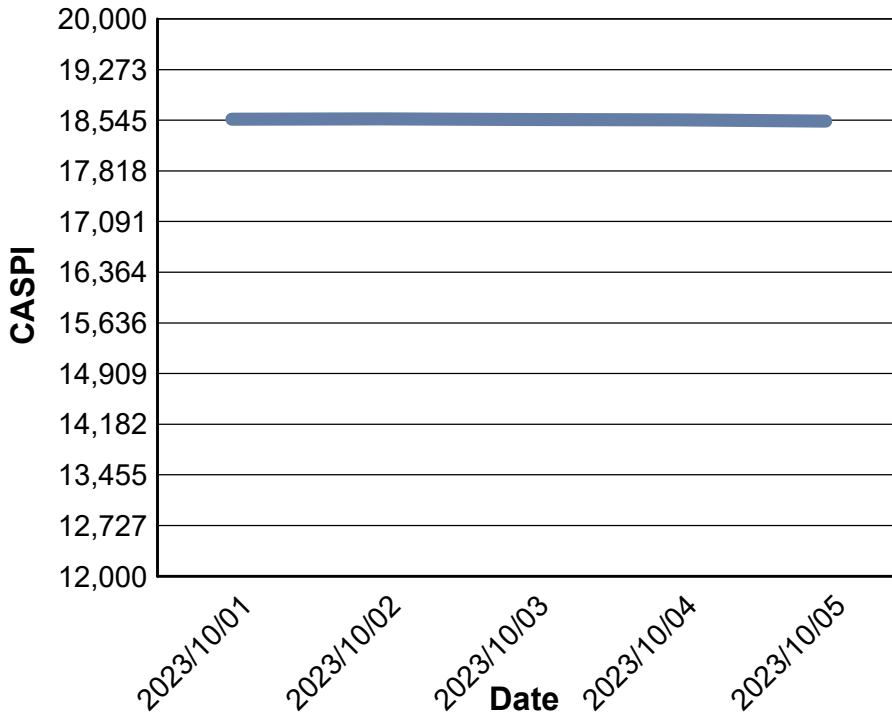
Data for Turnover Value



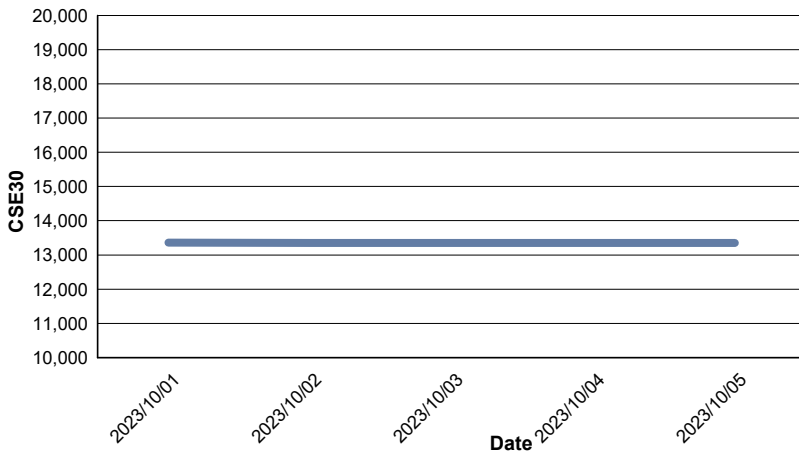
Data for Turnover Volume



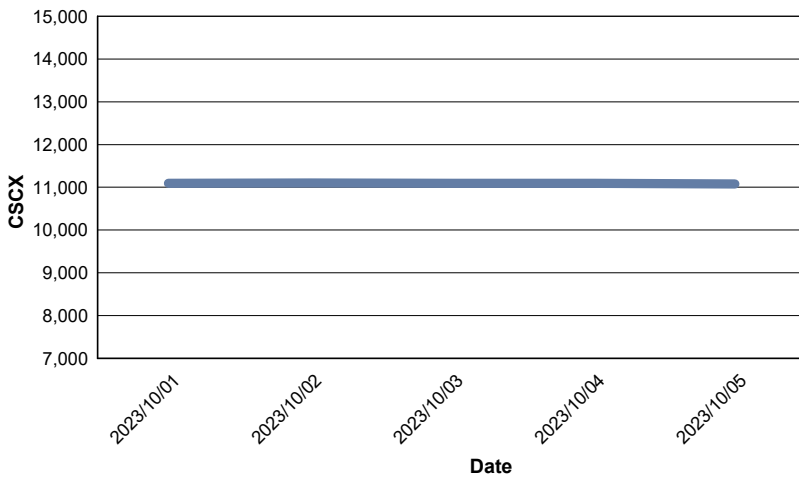
CASPI Index



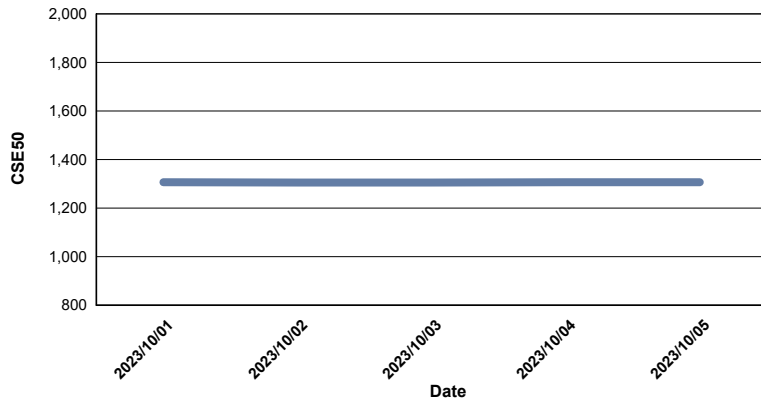
Index CSE30



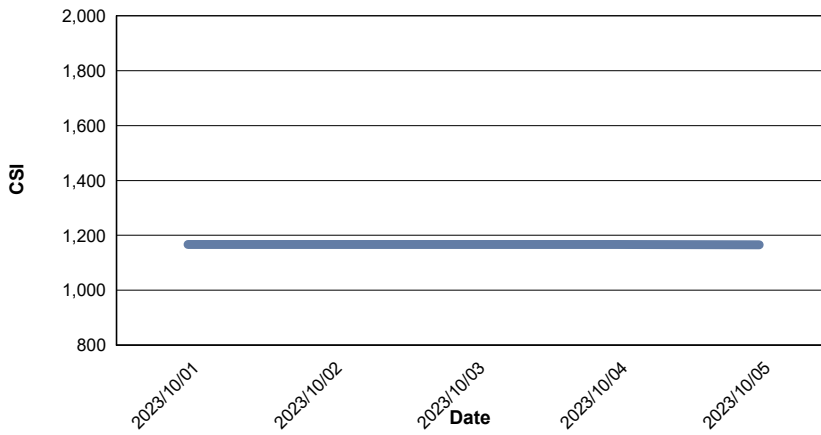
Index CSCX



Index CSE50



Index CSI



Index CSESMEX

