

# Chittagong Stock Exchange

10-Sep-20

## Weekly Market Summary

Week: 2020-09-06 to 2020-09-10 (5 days)

<b>Total Turnover (BDT) :</b>	1,542,959,802.00
<b>Volume of Share (Nos):</b>	77,844,262.00
<b>Total Contact(Nos)</b>	58,681
<b>Total Scrip Traded</b>	312

CATEGORY WISE TURNOVER		
Group	Turnover Value(BDT)	% of Total
A	1,071,750,322.90	69.44
B	380,781,286.10	24.67
N	37,533,271.70	2.43
Z	52,894,921.30	3.43

MAJOR INDICES IN THE WEEK					
Date	CASPI	CSE30	CSCX	CSE50	CSI
09/03/2020	14066.5710	12025.2181	8482.9530	1,029.54	920.31
09/10/2020	14295.0986	12119.6773	8602.5935	1,041.91	941.26
change in %	1.6246	0.7855	1.4104	1.20	2.28

SCRIP PERFORMANCE IN THE WEEK	
Advanced	192
Declined	96
No Change	24
Total Traded Issues	312

TOP TEN GAINER COMPANIES BY CLOSING PRICE						
Scrip ID	Scrip Name	Category	Week		Closing	Turnover (BDT)
			Difference	Opening		
25015	INT'L LEASING & FINANCIAL SERV	B	47.16	5.30	7.80	14,310,340.50
24005	INTECH ONLINE LIMITED	Z	43.72	24.70	35.50	9,579,184.80
25022	FAREAST FINANCE & INVESTMENT L	Z	40.00	3.50	4.90	732,100.00
25011	BD INDUSTRIAL FINANCE CO. LTD	Z	39.47	3.80	5.30	3,336.00
14022	FINE FOODS LIMITED	B	31.06	75.00	98.30	4,632,822.90
13017	KEYA COSMETICS LIMITED	Z	29.16	4.80	6.20	13,634,129.20
15005	ARAMIT CEMENT LIMITED	Z	28.20	15.60	20.00	992,235.80
25017	FAS FINANCE & INVESTMENT LTD	B	28.12	6.40	8.20	17,038,953.30
24003	INFORMATION SERVICES NETWORK I	B	27.12	50.50	64.20	5,533,177.00
23004	FU-WANG CERAMIC INDUSTRY LTD	B	25.92	10.80	13.60	10,807,646.30

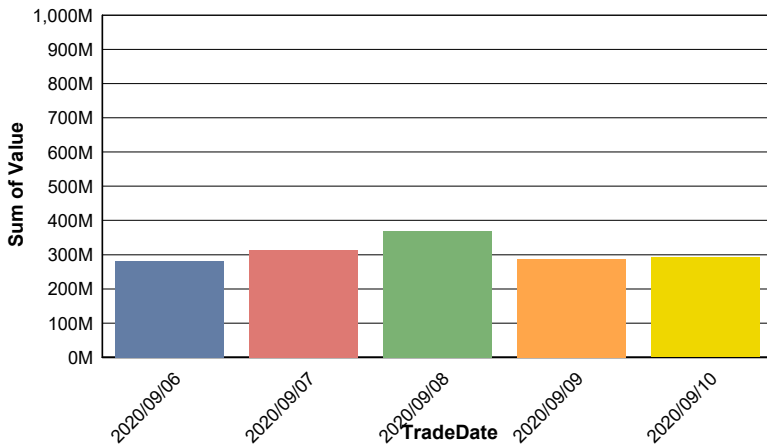
**TOP TEN LOSER COMPANIES BY CLOSING PRICE**

Scrip ID	Scrip Name	Category	Week Difference	Opening	Closing	Turnover (BDT)
21041	NCCBL MUTUAL FUND-1	A	-33.33	9.90	6.60	1,394.00
10008	PRAGATI LIFE INSURANCE LTD.	A	-25.95	131.00	97.00	2,854,863.00
11016	PRIME INSURANCE COMPANY LTD	A	-12.06	29.00	25.50	81,146.00
12008	BEXIMCO SYNTHETICS LIMITED	Z	-10.11	8.90	8.00	1,581,027.50
11013	PHOENIX INSURANCE COMPANY LTD	A	-9.93	30.20	27.20	29,922.80
22005	RUPALI BANK LIMITED	A	-9.00	30.00	27.30	773,915.50
22002	AB BANK LIMITED	B	-8.18	11.00	10.10	9,764,194.40
32007	IMAM BUTTON INDUSTRIES LTD	Z	-8.05	33.50	30.80	139,781.50
10005	FAREAST ISLAMI LIFE INSURANCE	A	-8.04	48.50	44.60	47,476.00
12031	SAFKO SPINNING MILLS LTD	B	-7.92	16.40	15.10	911,415.00

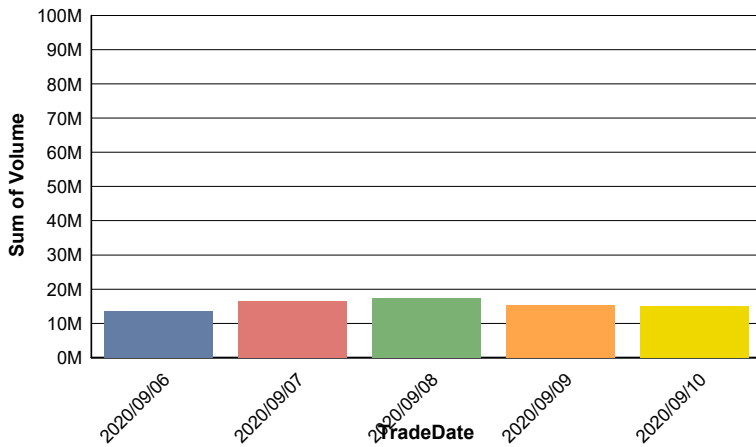
**TOP TEN COMPANIES BY TURNOVER**

Scrip ID	Scrip Name	Turnover (BDT)	Volume
32003	BEXIMCO LIMITED	117,474,326.30	4,305,177
13005	BEXIMCO PHARMACEUTICALS LTD	55,416,239.60	454,049
22029	BRAC BANK LIMITED	51,322,590.20	1,192,879
25010	LANKABANGLA FINANCE LIMITED	42,421,044.30	2,006,823
12071	RING SHINE TEXTILES LTD.	41,496,822.10	5,056,901
12065	AMAN COTTON FIBROUS LTD.	37,944,452.10	1,396,906
22017	DUTCH-BANGLA BANK LIMITED	33,241,503.40	529,212
24007	DAFFODIL COMPUTERS LIMITED	31,979,602.00	451,114
16027	APPOLLO ISPAT COMPLEX LTD.	28,759,537.30	3,547,633
25018	DELTA BRAC HOUSING FIN. CORP.	25,182,507.80	254,133

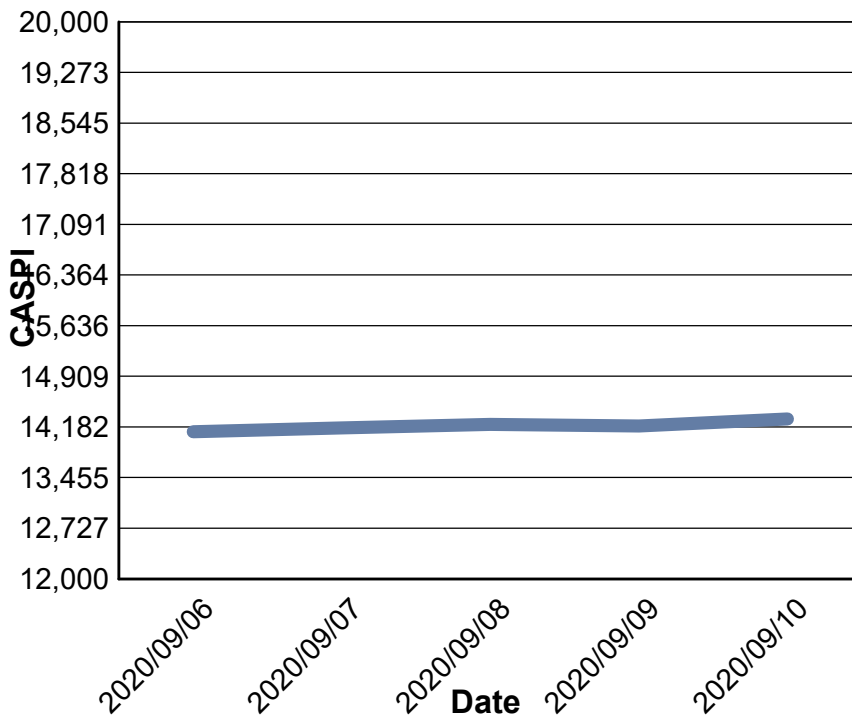
**Data for Turnover Value**



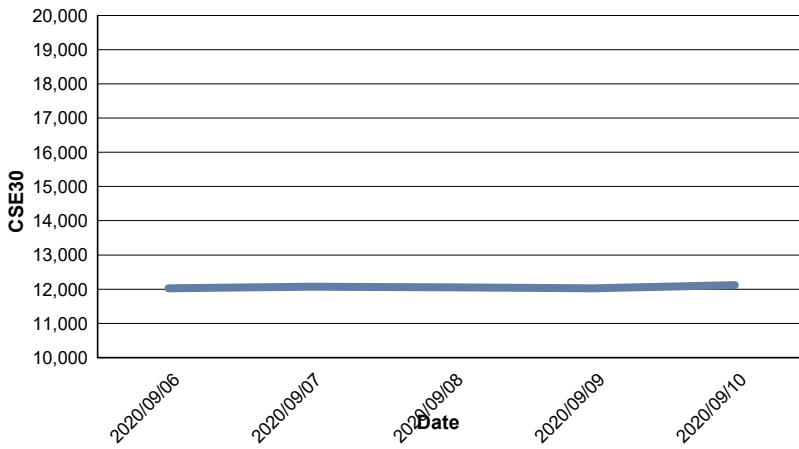
### Data for Turnover Volume



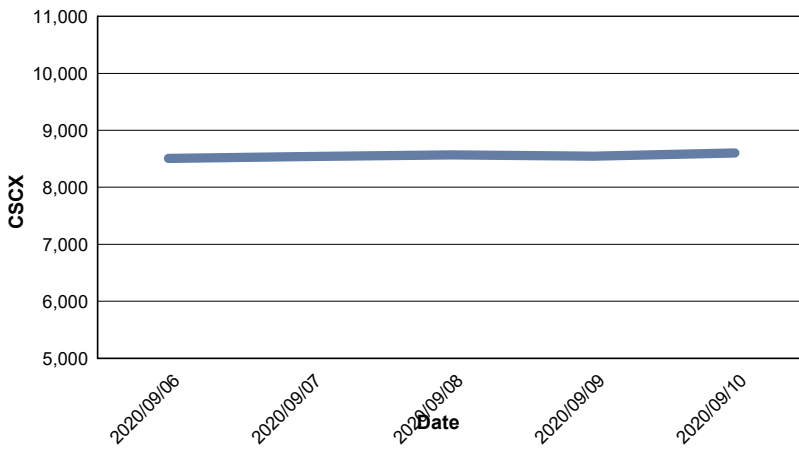
### CASPI Index



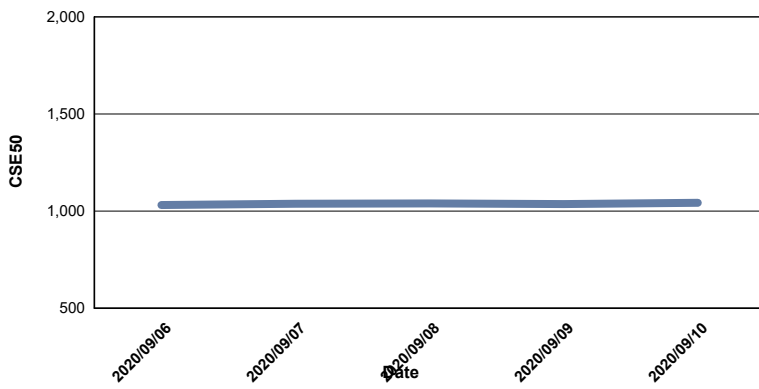
### Index CSE30



### Index CSCX



### Index CSE50



### Index CSI

