

# Chittagong Stock Exchange

25-Jan-24

## Weekly Market Summary

Week: 2024-01-21 to 2024-01-25 (5 days)

<b>Total Turnover (BDT) :</b>	929,907,528.30
<b>Volume of Share (Nos):</b>	38,982,636.00
<b>Total Contact(Nos)</b>	47,643
<b>Total Scrip Traded</b>	336

CATEGORY WISE TURNOVER		
Group	Turnover Value(BDT)	% of Total
A	427,188,004.40	45.93
B	488,215,479.60	52.49
N	265,609.90	0.03
Z	14,238,434.40	1.53

MAJOR INDICES IN THE WEEK						
Date	CASPI	CSE30	CSCX	CSE50	CSI	CSESMEX
01/18/2024	18806.3675	13422.9318	11247.5907	1,313.53	1,197.51	2,757.29
01/25/2024	17552.1289	13192.4453	10510.0491	1,250.22	1,130.57	2,751.33
change in %	-6.6692	-1.7171	-6.5573	-4.82	-5.59	-0.22

SCRIP PERFORMANCE IN THE WEEK	
Advanced	76
Declined	244
No Change	16
Total Traded Issues	336

TOP TEN GAINER COMPANIES BY CLOSING PRICE						
Scrip ID	Scrip Name	Category	Week Difference	Opening	Closing	Turnover (BDT)
24005	INTECH ONLINE LIMITED	B	35.17	29.00	39.20	12,037,662.60
32019	KHAN BROTHERS PP WOVEN BAG IN	B	30.13	148.00	192.60	130,811,084.10
16004	AFTAB AUTOMOBILES LIMITED	A	29.10	29.20	37.70	11,422,647.30
19008	MIRACLE INDUSTRIES LIMITED	B	26.44	39.70	50.20	6,796,517.40
13028	CENTRAL PHARMACEUTICALS LTD.	B	22.03	17.70	21.60	8,842,230.60
11048	SIKDER INSURANCE COMPANY LTD	N	21.00	10.00	12.10	1,075.80
19010	KHULNA PRINTING & PACKAGING LTC	B	18.46	26.00	30.80	9,112,485.30
14017	FU-WANG FOODS LIMITED	B	16.91	27.20	31.80	19,143,728.80
16033	OLYMPIC ACCESSORIES LTD.	B	13.07	15.30	17.30	7,110,717.20
12060	EVINCE TEXTILES LIMITED	B	12.69	12.60	14.20	6,852,570.90

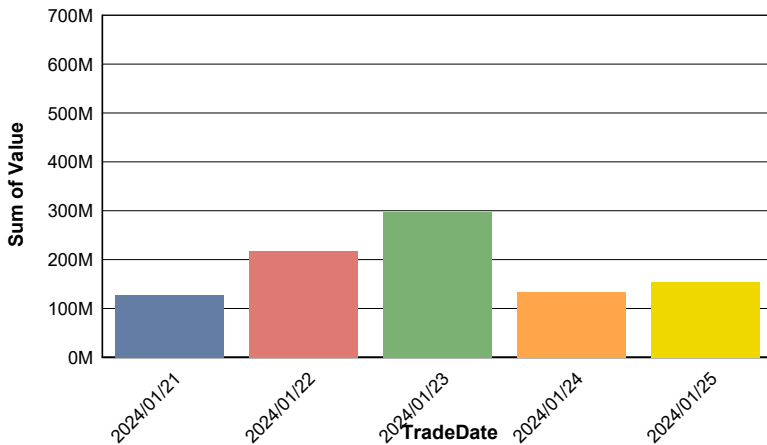
**TOP TEN LOSER COMPANIES BY CLOSING PRICE**

Scrip ID	Scrip Name	Category	Week Difference	Opening	Closing	Turnover (BDT)
12067	M.L. DYEING LIMITED	B	-40.31	25.80	15.40	634,672.60
25012	IPDC FINANCE LIMITED	A	-38.76	58.30	35.70	13,135.00
12048	MATIN SPINNING MILLS LTD.	A	-38.14	77.60	48.00	704,869.30
16002	QUASEM INDUSTRIES LIMITED	B	-36.26	61.50	39.20	255,669.00
16013	BANGLADESH LAMPS LIMITED	A	-35.29	256.70	166.10	574,747.70
12015	MONNO FABRICS LIMITED	B	-35.26	24.10	15.60	687,486.80
12062	SHEPHERD INDUSTRIES LIMITED	B	-35.24	24.40	15.80	436,884.10
16027	APPOLLO ISPAT COMPLEX LTD.	Z	-34.93	8.30	5.40	2,343,104.40
25021	GSP FINANCE CO.(BANGLADESH) LT	A	-34.43	30.20	19.80	2,283,872.40
12066	VFS THREAD DYEING LIMITED	B	-33.63	22.30	14.80	8,717,370.60

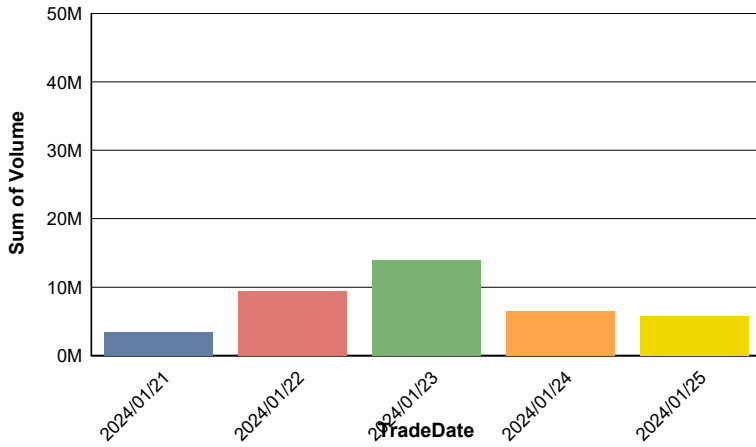
**TOP TEN COMPANIES BY TURNOVER**

Scrip ID	Scrip Name	Turnover (BDT)	Volume
32019	KHAN BROTHERS PP WOVEN BAG INDUSTRI	130,811,084.10	847,581
22036	UNION BANK LIMITED	41,300,320.40	5,294,294
13002	SQUARE PHARMACEUTICALS PLC	36,778,721.80	168,193
22010	INTL FINANCE INV & COMM BANK	26,820,415.90	2,448,409
22037	GLOBAL ISLAMI BANK LIMITED	22,764,919.80	2,880,266
25010	LANKABANGLA FINANCE PLC	20,508,922.60	941,419
13027	ORION PHARMA LIMITED	20,080,446.00	230,885
14017	FU-WANG FOODS LIMITED	19,143,728.80	643,369
10010	RUPALI LIFE INSURANCE CO. LTD.	18,997,899.90	140,547
13037	NAVANA PHARMACEUTICALS LIMITED	17,743,631.40	169,635

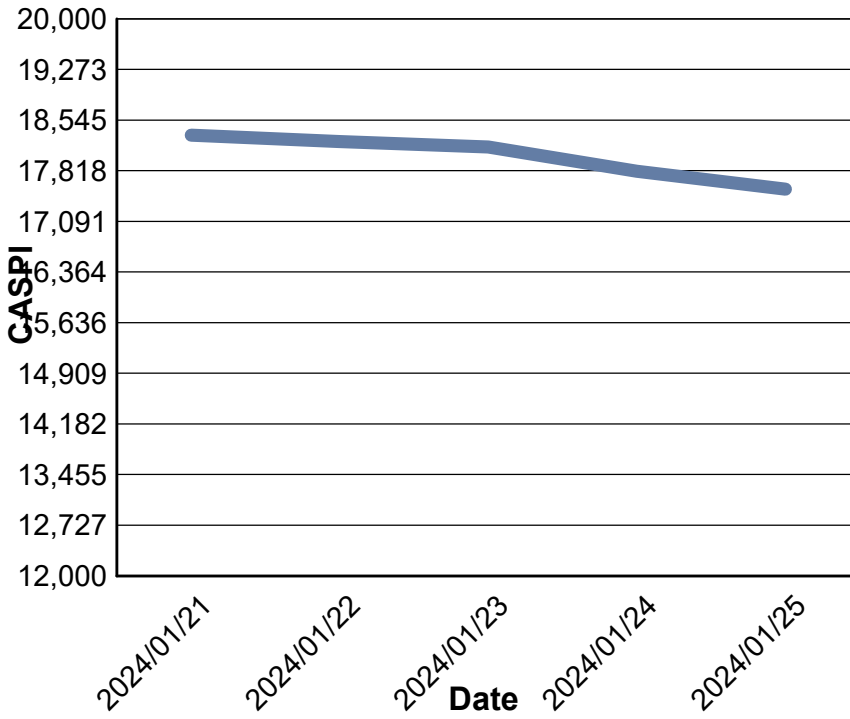
**Data for Turnover Value**



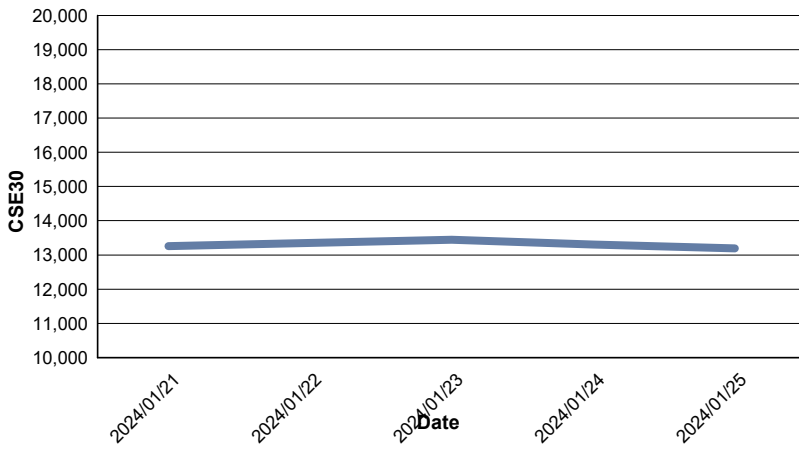
### Data for Turnover Volume



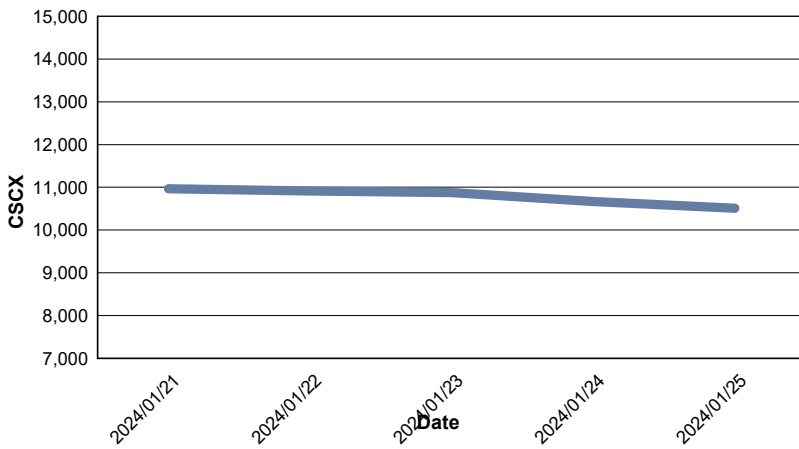
### CASPI Index



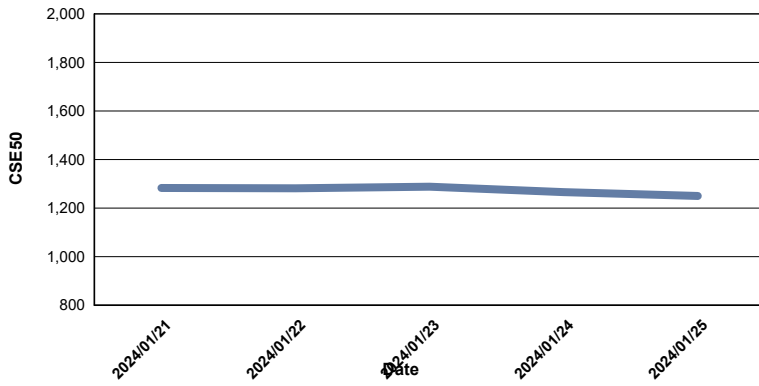
### Index CSE30



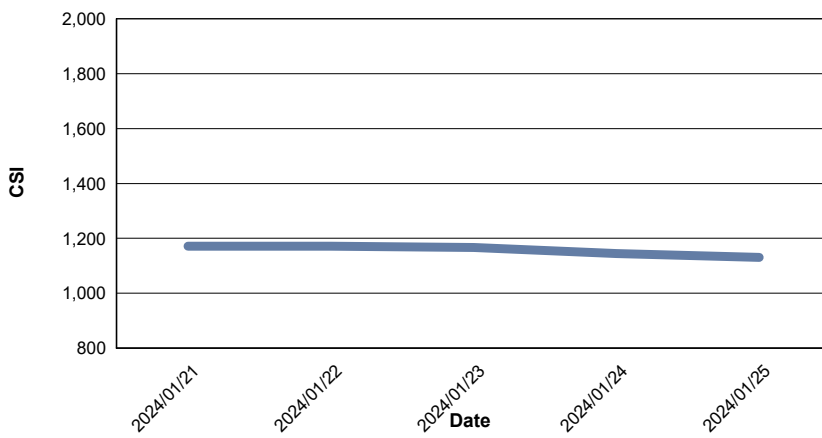
### Index CSCX



### Index CSE50



### Index CSI



### Index CSESSEX

