

Chittagong Stock Exchange

17-Jun-21

Weekly Market Summary

Week: 2021-06-13 to 2021-06-17 (5 days)

Total Turnover (BDT) :	4,448,408,232.50
Volume of Share (Nos):	160,858,123.00
Total Contact(Nos)	122,640
Total Scrip Traded	338

CATEGORY WISE TURNOVER		
Group	Turnover Value(BDT)	% of Total
A	3,008,169,077.90	67.59
B	697,627,054.40	15.67
N	571,636,240.40	12.84
Z	170,975,859.80	3.84

MAJOR INDICES IN THE WEEK					
Date	CASPI	CSE30	CSCX	CSE50	CSI
06/10/2021	17585.3392	13118.6434	10594.4243	1,283.43	1,077.19
06/17/2021	17570.9331	13104.9322	10576.2027	1,277.33	1,075.22
change in %	-0.0819	-0.1045	-0.1720	-0.48	-0.18

SCRIP PERFORMANCE IN THE WEEK	
Advanced	142
Declined	176
No Change	20
Total Traded Issues	338

TOP TEN GAINER COMPANIES BY CLOSING PRICE						
Scrip ID	Scrip Name	Category	Week		Closing	Turnover (BDT)
			Difference	Opening		
12015	MONNO FABRICS LIMITED	Z	60.00	10.00	16.00	118,096,107.00
16601	NIALCO ALLOYS LIMITED	N	60.00	11.00	17.60	2,701,415.90
12031	SAFKO SPINNING MILLS LTD	B	45.83	16.80	24.50	4,661,921.20
12053	C & A TEXTILES LTD.	Z	44.44	2.70	3.90	9,231,727.70
12051	TUNG HAI KNITTING & DYEING LTD.	Z	35.29	3.40	4.60	1,952,485.60
15005	ARAMIT CEMENT LIMITED	Z	28.75	32.00	41.20	7,569,532.60
22005	RUPALI BANK LIMITED	A	25.90	30.50	38.40	12,695,413.00
14027	EMERALD OIL INDUSTRIES LIMITED	Z	23.93	18.80	23.30	3,049,501.40
11004	RELIANCE INSURANCE LTD	A	23.75	98.10	121.40	1,375,990.00
16040	COPPERTECH INDUSTRIES LTD.	A	22.89	29.70	36.50	12,786,451.50

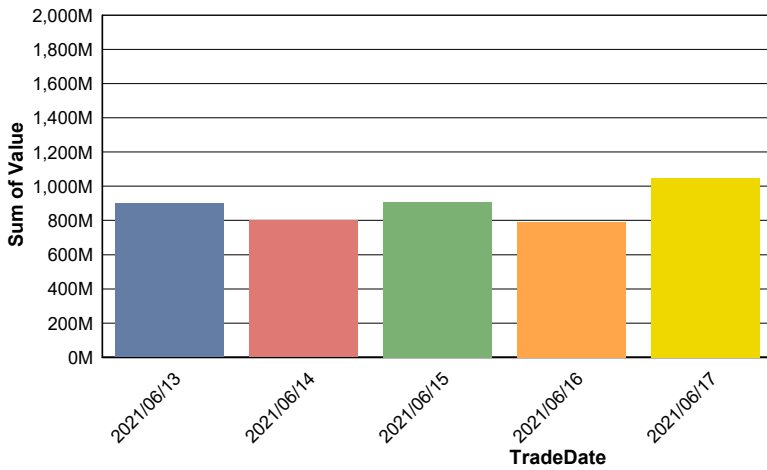
TOP TEN LOSER COMPANIES BY CLOSING PRICE

Scrip ID	Scrip Name	Category	Week Difference	Opening	Closing	Turnover (BDT)
11039	BANGLADESH NATIONAL INSURANCE	A	-14.64	129.70	110.70	19,956,726.00
19003	SONALI PAPER & BOARD MILLS LIMIT	A	-13.07	273.00	237.30	1,186.50
24011	GENEX INFOSYS LIMITED	A	-11.11	93.60	83.20	3,490,194.00
21047	VANGUARD AML RUPALI BANK BALAN	A	-10.00	9.00	8.10	3,604.50
12047	MOZAFFAR HOSSAIN SPINNING MILL	B	-9.85	20.30	18.30	2,764,893.40
19009	HAKKANI PULP & PAPER MILLS LTD	B	-9.37	71.50	64.80	673,319.20
20016	CVO PETROCHEMICAL REFINERY LTI	B	-9.37	106.70	96.70	159,945.80
18011	SEA PEARL BEACH RESORT & SPA LII	B	-9.35	71.60	64.90	157,810.00
22012	AL-ARAFAH ISLAMI BANK LTD.	A	-9.28	23.70	21.50	1,746,444.50
25009	ISLAMIC FINANCE & INVESTMENT	A	-9.19	26.10	23.70	9,378,321.50

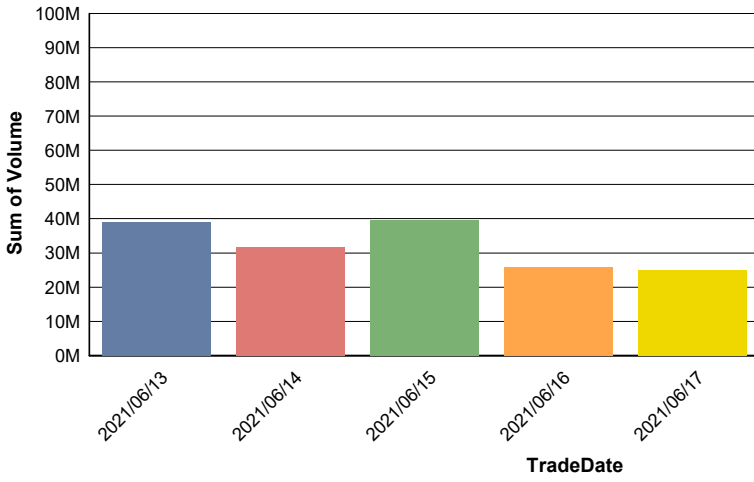
TOP TEN COMPANIES BY TURNOVER

Scrip ID	Scrip Name	Turnover (BDT)	Volume
13005	BEXIMCO PHARMACEUTICALS LTD	407,294,018.80	2,381,372
32003	BEXIMCO LIMITED	233,828,857.40	2,377,633
11031	STANDARD INSURANCE LIMITED	155,464,576.60	1,996,644
26003	ROBI AXIATA LIMITED	144,652,690.40	3,256,406
12068	KATTALI TEXTILE LIMITED	134,670,447.70	5,280,045
22017	DUTCH-BANGLA BANK LIMITED	123,166,923.10	1,363,991
12015	MONNO FABRICS LIMITED	118,096,107.00	8,880,705
20023	LUB-RREF (BANGLADESH) LTD.	111,342,305.30	2,065,839
13017	KEYA COSMETICS LIMITED	108,529,957.30	14,657,724
20022	ENERGY PAC POWER GENERATION LTD.	83,141,515.00	1,501,133

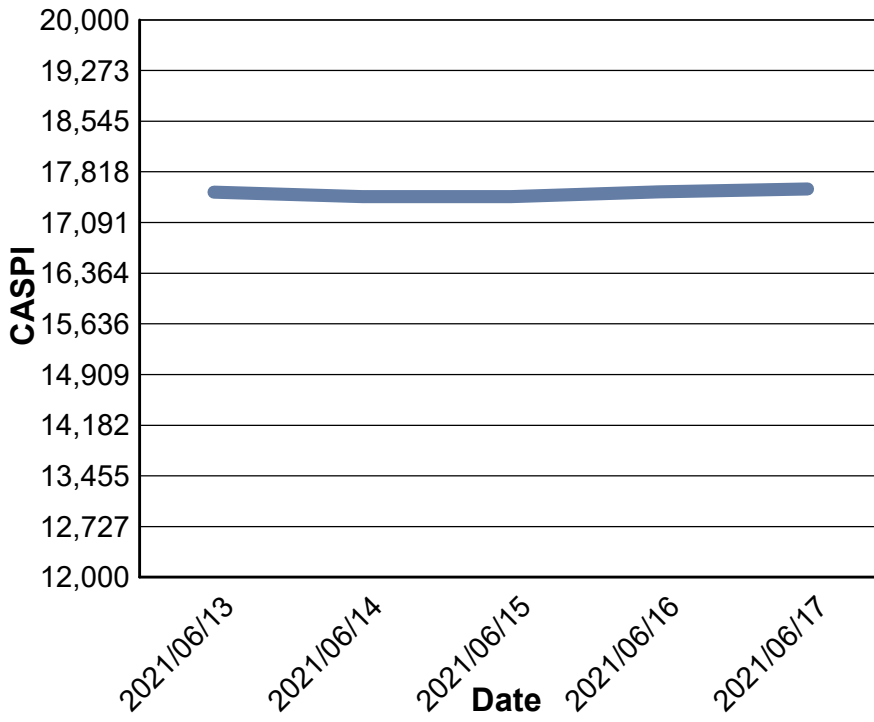
Data for Turnover Value



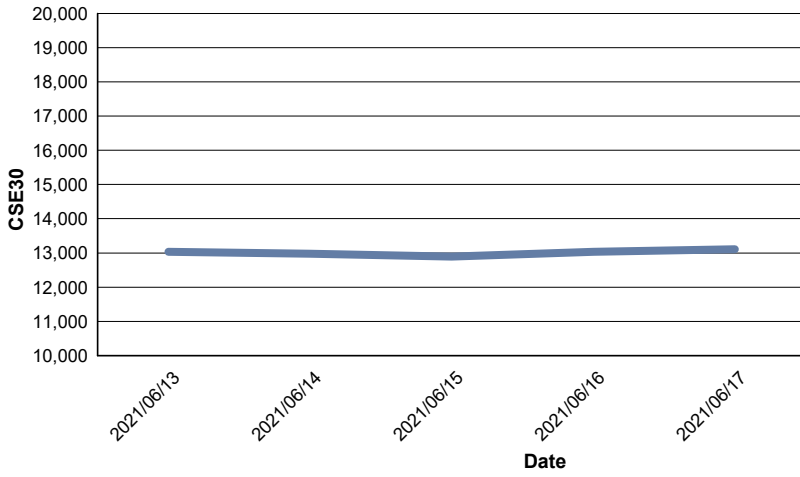
Data for Turnover Volume



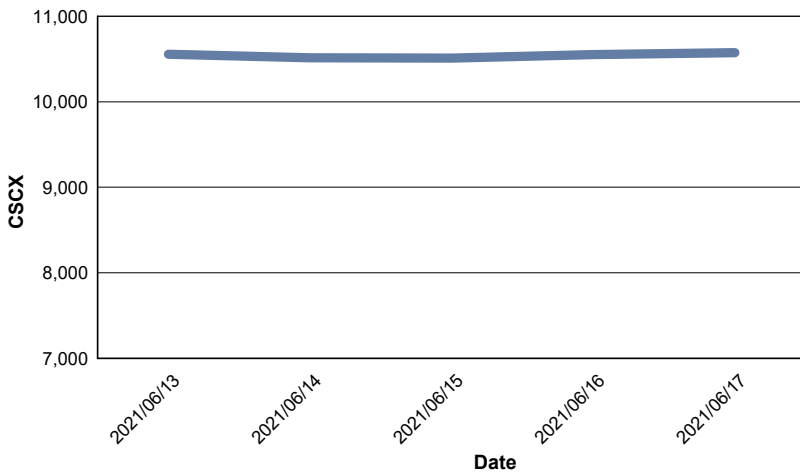
CASPI Index



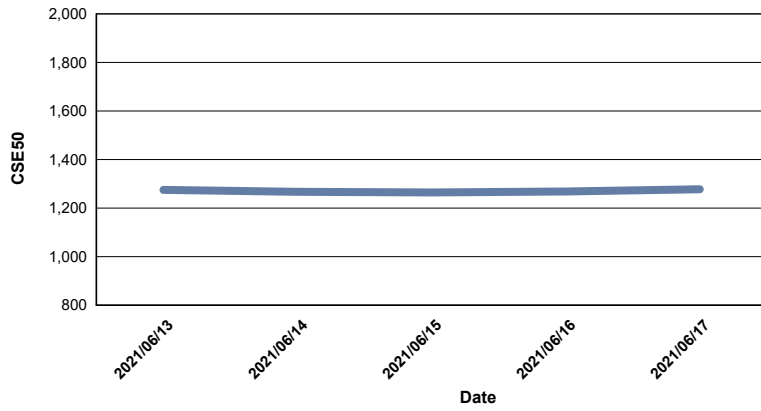
Index CSE30



Index CSCX



Index CSE50



Index CSI

