

Chittagong Stock Exchange

21-Jun-18

Weekly Market Summary

Week: 2018-06-18 to 2018-06-21 (4 days)

Total Turnover (BDT) :	903,205,032.00
Volume of Share (Nos):	22,324,450.00
Total Contact(Nos)	32,301
Total Scrip Traded	268

CATEGORY WISE TURNOVER		
Group	Turnover Value(BDT)	% of Total
A	811,336,061.90	89.82
B	48,916,279.70	5.41
N	31,270,211.10	3.46
Z	11,682,479.30	1.29

MAJOR INDICES IN THE WEEK					
Date	CASPI	CSE30	CSCX	CSE50	CSI
06/12/2018	16505.1978	15039.2343	9980.8253	1,232.78	1,103.01
06/21/2018	16786.2396	15168.2415	10156.2108	1,250.72	1,128.91
change in %	1.7027	0.8578	1.7572	1.46	2.35

SCRIP PERFORMANCE IN THE WEEK	
Advanced	183
Declined	63
No Change	22
Total Traded Issues	268

TOP TEN GAINER COMPANIES BY CLOSING PRICE						
Scrip ID	Scrip Name	Category	Week		Closing	Turnover (BDT)
			Difference	Opening		
23001	MONNO CERAMIC INDUSTRIES LTD	A	40.63	195.90	275.50	7,469,837.00
23003	STANDARD CERAMIC INDS LIMITED	Z	33.52	119.00	158.90	2,753,828.20
16013	BANGLADESH LAMPS LIMITED	A	20.15	190.00	228.30	1,261,046.30
16003	ANWAR GALVANIZING LIMITED	A	19.36	75.40	90.00	17,380,627.60
10004	POPULAR LIFE INSURANCE CO.LTD.	A	17.03	86.30	101.00	211,894.90
32001	USMANIA GLASS SHEET FAC LTD	A	16.43	145.40	169.30	22,124,910.20
12012	ALIF INDUSTRIS LIMITED	A	15.36	97.60	112.60	30,457,964.60
12046	PARAMOUNT TEXTILE LIMITED	A	15.28	44.50	51.30	16,440,860.00
12040	ZAHINTEX INDUSTRIES LTD.	A	14.51	12.40	14.20	1,201,421.60
16014	KAY & QUE (BANGLADESH) LTD	Z	14.07	206.00	235.00	100,675.00

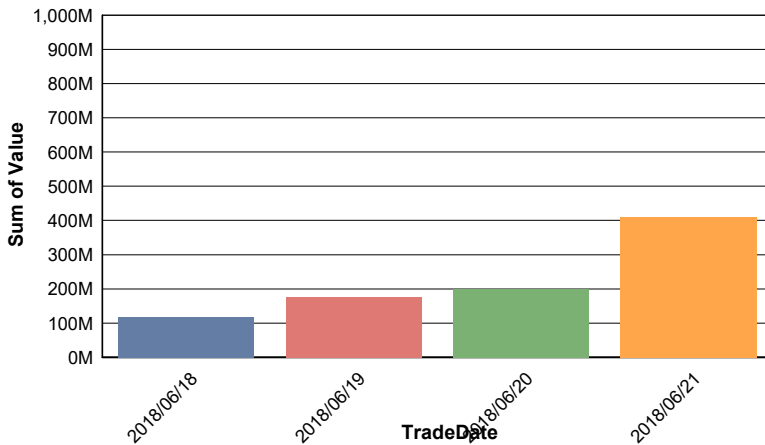
TOP TEN LOSER COMPANIES BY CLOSING PRICE

Scrip ID	Scrip Name	Category	Week Difference	Opening	Closing	Turnover (BDT)
12022	SONARGAON TEXTILES LIMITED	Z	-11.89	18.50	16.30	120,578.10
25004	FIRST FINANCE LIMITED	Z	-11.76	6.80	6.00	336.00
15011	PREMIER CEMENT MILLS LIMITED	A	-8.48	79.00	72.30	72,300.00
13011	KOHINOOR CHEMICAL CO (BD) LTD	A	-8.10	435.30	400.00	107,965.00
21032	AIBL 1ST ISLAMIC MUTUAL FUND	A	-7.60	9.20	8.50	425.00
21019	ICB AMCL SECOND MUTUAL FUND	A	-7.50	8.00	7.40	7,350.00
13020	BERGER PAINTS BANGLADESH LTD	A	-7.47	1,466.60	1,357.00	4,892,952.70
12037	THE DACCA DYEING & MFC. CO. LT	Z	-5.47	7.30	6.90	143,925.00
11031	STANDARD INSURANCE LIMITED	A	-5.44	31.20	29.50	118.00
13007	AMBEE PHARMACEUTICALS LIMITED	A	-5.44	571.10	540.00	3,443,117.00

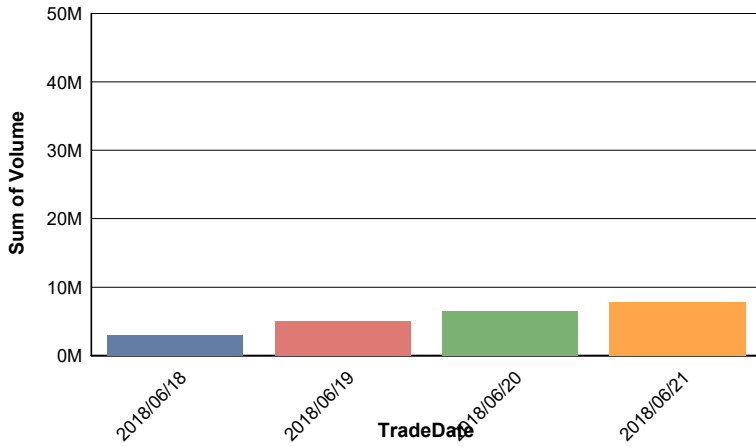
TOP TEN COMPANIES BY TURNOVER

Scrip ID	Scrip Name	Turnover (BDT)	Volume
17002	Apex Footwear Limited	116,486,489.90	321,460
32003	BEXIMCO LIMITED	50,468,696.90	1,874,697
20010	KHULNA POWER COMPANY LIMITED	36,714,612.20	507,258
12012	ALIF INDUSTRIES LIMITED	30,457,964.60	275,500
16030	WESTERN MARINE SHIPYARD LTD.	28,784,290.20	904,999
16035	BBS CABLES LTD.	24,647,337.60	333,857
26001	GRAMEENPHONE LIMITED	22,791,794.50	58,277
16032	BANGLADESH STEEL RE-ROLLING MILLS LTD	22,465,745.90	215,148
32001	USMANIA GLASS SHEET FAC LTD	22,124,910.20	137,134
13006	RECKITT BENCKISER (BD) LIMITED	21,174,695.00	12,565

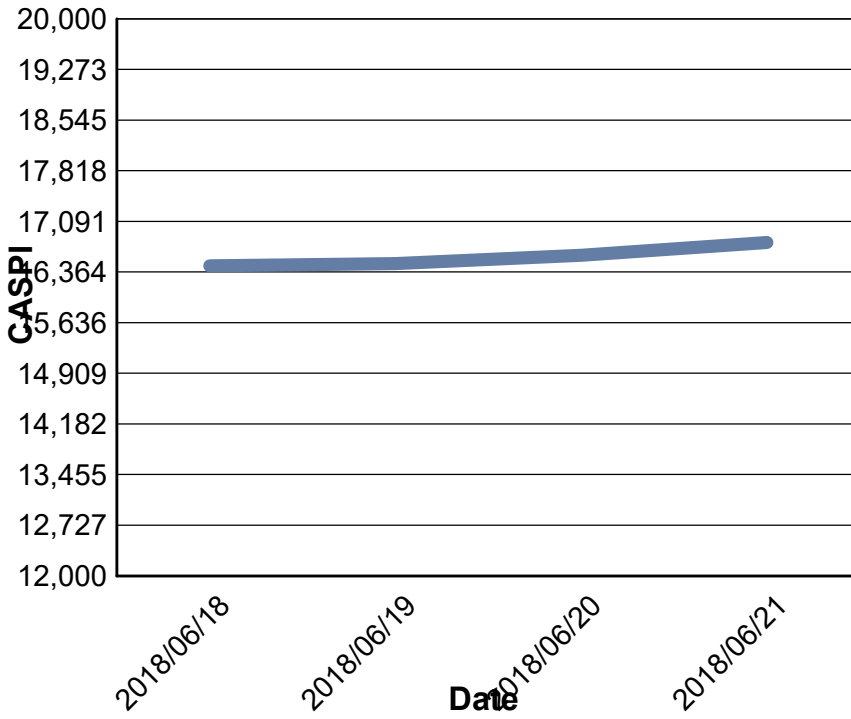
Data for Turnover Value



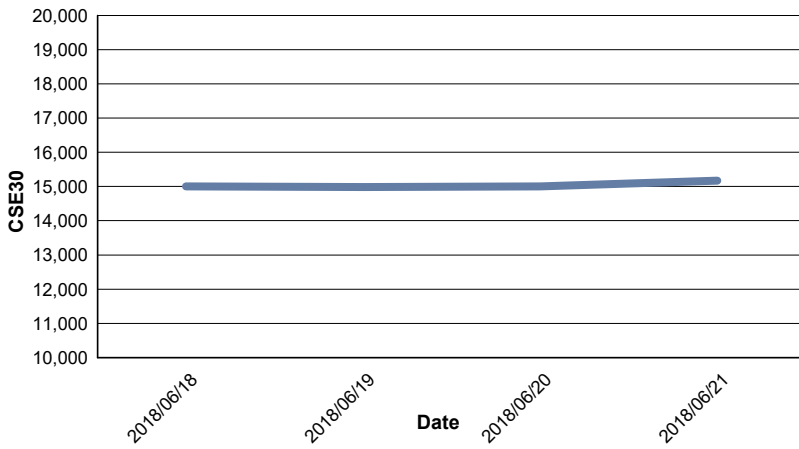
Data for Turnover Volume



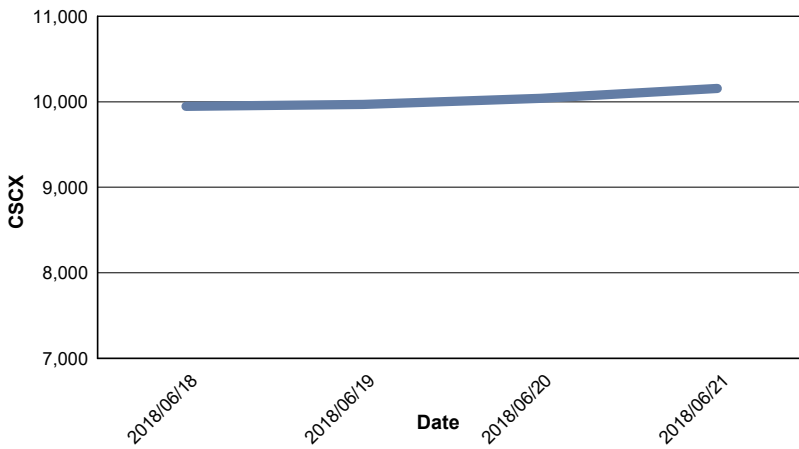
CASPI Index



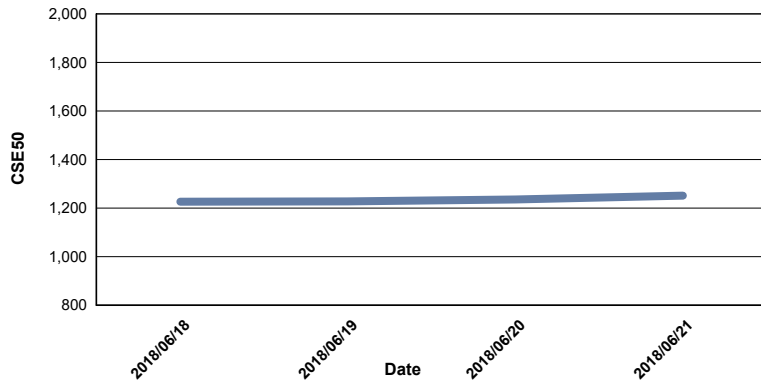
Index CSE30



Index CSCX



Index CSE50



Index CSI

