

Chittagong Stock Exchange

19-Jan-23

Weekly Market Summary

Week: 2023-01-15 to 2023-01-19 (5 days)

Total Turnover (BDT) :	1,045,504,707.50
Volume of Share (Nos):	43,185,842.00
Total Contact(Nos)	38,819
Total Scrip Traded	300

CATEGORY WISE TURNOVER		
Group	Turnover Value(BDT)	% of Total
A	675,581,297.30	64.61
B	297,619,891.40	28.46
N	71,964,732.20	6.87
Z	338,786.60	0.03

MAJOR INDICES IN THE WEEK						
Date	CASPI	CSE30	CSCX	CSE50	CSI	CSESMEX
01/12/2023	18353.0408	13238.1760	10998.6175	1,321.63	1,158.34	1,928.12
01/19/2023	18476.1761	13307.4129	11072.3517	1,327.02	1,169.64	1,884.99
change in %	0.6709	0.5230	0.6704	0.41	0.98	-2.24

SCRIP PERFORMANCE IN THE WEEK	
Advanced	91
Declined	54
No Change	155
Total Traded Issues	300

TOP TEN GAINER COMPANIES BY CLOSING PRICE						
Scrip ID	Scrip Name	Category	Week		Closing	Turnover (BDT)
			Difference	Opening		
12032	TALLU SPINNING MILLS LIMITED	Z	25.19	12.70	15.90	1,495.00
11028	CITY GENERAL INSURANCE CO. LTD	A	24.80	25.80	32.20	2,360,760.40
11011	PRAGATI INSURANCE LIMITED	A	24.70	60.30	75.20	1,301,810.70
24004	BDCOM ONLINE LIMITED	A	17.42	39.60	46.50	13,987,019.90
24011	GENEX INFOSYS LIMITED	A	16.57	87.50	102.00	23,241,414.10
24010	AAMRA NETWORKS LIMITED	A	14.46	54.60	62.50	5,477,929.40
11045	UNION INSURANCE COMPANY LTD.	B	13.72	37.90	43.10	4,624,604.50
24009	IT CONSULTANTS LIMITED	B	13.45	34.20	38.80	5,869,994.00
10006	MEGHNA LIFE INSURANCE CO.LTD.	A	12.97	78.60	88.80	2,864,907.50
12035	METRO SPINNING LIMITED	B	12.73	43.20	48.70	973,747.50

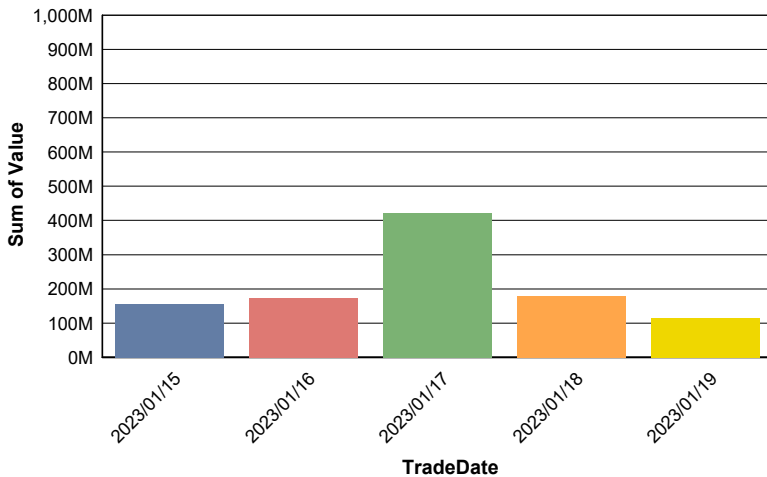
TOP TEN LOSER COMPANIES BY CLOSING PRICE

Scrip ID	Scrip Name	Category	Week Difference	Opening	Closing	Turnover (BDT)
12031	SAFKO SPINNING MILLS LTD	B	-12.45	28.10	24.60	2,790.00
25005	MIDAS FINANCING LIMITED	B	-12.12	13.20	11.60	131.00
16028	SHURWID INDUSTRIES LTD.	A	-11.11	18.90	16.80	5,959.60
32603	KRISHIBID FEED LIMITED	N	-9.82	23.40	21.10	21,100.00
14602	ACHIA SEA FOODS LIMITED	N	-7.46	24.10	22.30	72,943.30
12601	APEX WEAVING & FINISHING MILLS	N	-5.45	22.00	20.80	20,750.00
16042	DOMINAGE STEEL BUILDING SYSTEM	B	-4.76	21.00	20.00	65,868.00
16016	RANGPUR FOUNDRY LTD	A	-4.66	167.10	159.30	75,459.50
11047	ISLAMI COMMERCIAL INSURANCE CC	N	-4.51	44.30	42.30	36,459,999.60
11002	PEOPLES INSURANCE COMPANY LTD	A	-4.08	36.70	35.20	7,313.00

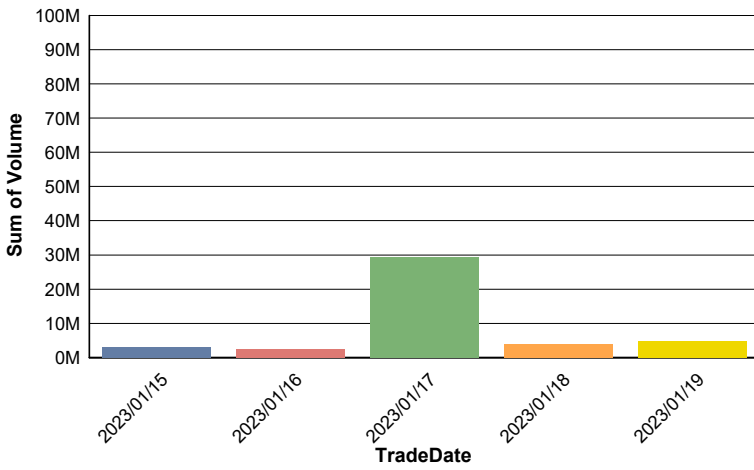
TOP TEN COMPANIES BY TURNOVER

Scrip ID	Scrip Name	Turnover (BDT)	Volume
22021	ONE BANK LIMITED	186,520,385.00	16,656,020
11010	BD GENERAL INSURANCE COMPANY	103,816,892.90	1,480,655
19003	SONALI PAPER & BOARD MILLS LIMITED	61,029,123.60	100,047
21040	FIRST BD FIXED INCOME FUND	49,387,941.00	9,683,910
12024	H.R.TEXTILE MILLS LIMITED	44,724,182.90	385,886
11006	CENTRAL INSURANCE COMPANY LTD	39,643,106.00	1,065,653
11047	ISLAMI COMMERCIAL INSURANCE COMPANY	36,459,999.60	835,872
13027	ORION PHARMA LIMITED	35,395,810.10	389,480
24011	GENEX INFOSYS LIMITED	23,241,414.10	236,751
19011	BASHUNDHARA PAPER MILLS LTD.	20,701,686.10	220,355

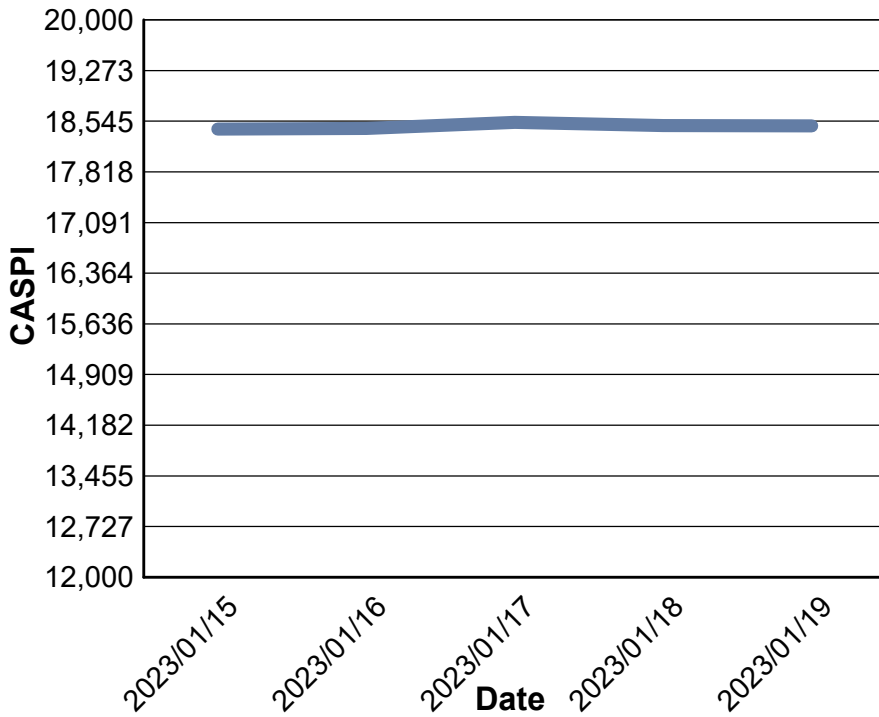
Data for Turnover Value



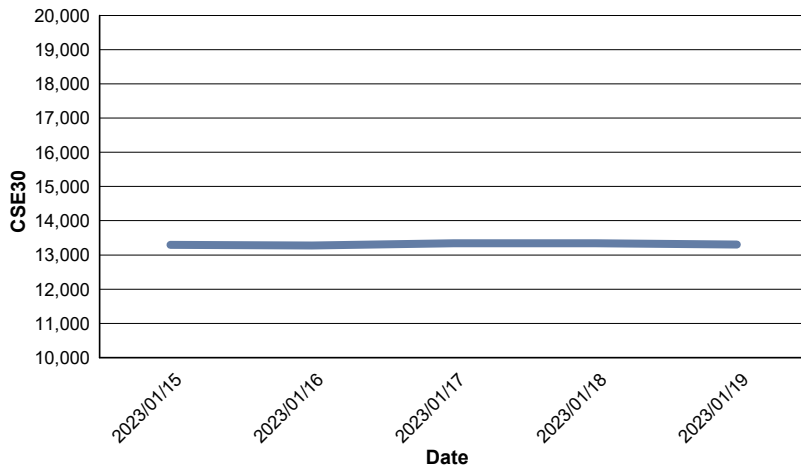
Data for Turnover Volume



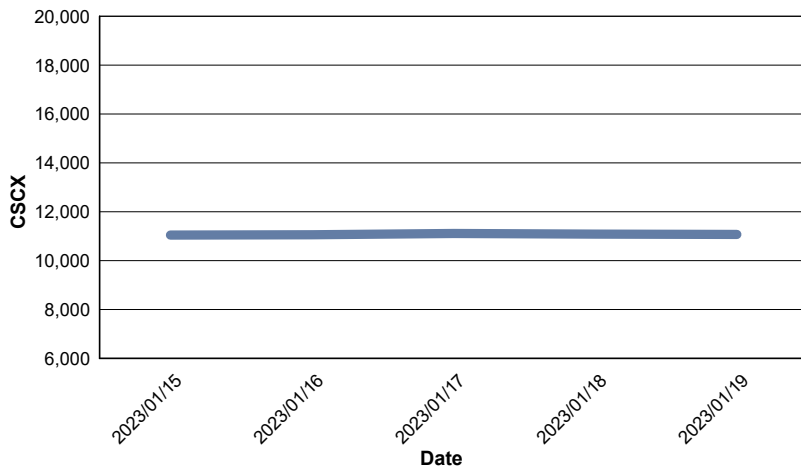
CASPI Index



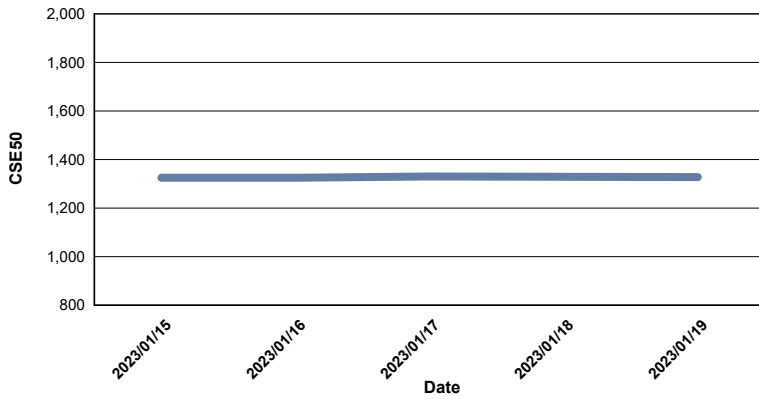
Index CSE30



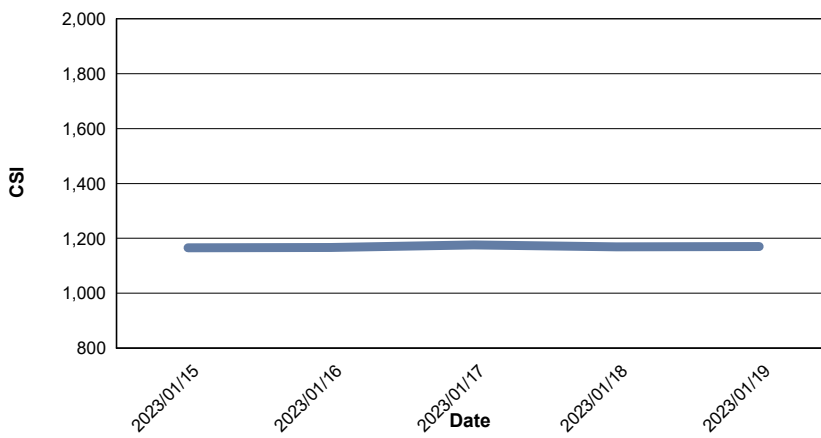
Index CSCX



Index CSE50



Index CSI



Index CSESMEX

