

Chittagong Stock Exchange

18-Feb-21

Weekly Market Summary

Week: 2021-02-14 to 2021-02-18 (5 days)

Total Turnover (BDT) :	1,694,521,056.10
Volume of Share (Nos):	50,185,188.00
Total Contact(Nos)	63,486
Total Scrip Traded	295

CATEGORY WISE TURNOVER		
Group	Turnover Value(BDT)	% of Total
A	808,964,238.60	47.73
B	353,661,040.30	20.87
N	506,007,077.30	29.85
Z	25,888,699.90	1.53

MAJOR INDICES IN THE WEEK					
Date	CASPI	CSE30	CSCX	CSE50	CSI
02/11/2021	15883.9766	12419.8126	9585.0788	1,218.33	986.51
02/18/2021	15821.2696	12269.2924	9544.3781	1,217.91	992.73
change in %	-0.3948	-1.2119	-0.4246	-0.03	0.63

SCRIP PERFORMANCE IN THE WEEK	
Advanced	90
Declined	130
No Change	75
Total Traded Issues	295

TOP TEN GAINER COMPANIES BY CLOSING PRICE						
Scrip ID	Scrip Name	Category	Week		Closing	Turnover (BDT)
			Difference	Opening		
12025	ANLIMA YARN DYEING LIMITED	B	12.71	34.60	39.00	3,533,558.40
19008	MIRACLE INDUSTRIES LIMITED	B	12.00	27.50	30.80	4,319,917.60
13023	BEACON Pharmaceuticals Ltd.	B	11.60	83.60	93.30	13,538,080.30
12023	DELTA SPINNERS LIMITED	Z	11.42	7.00	7.80	3,102,358.90
13005	BEXIMCO PHARMACEUTICALS LTD	A	10.73	168.60	186.70	49,838,533.10
12032	TALLU SPINNING MILLS LIMITED	Z	10.25	3.90	4.30	176,843.60
13006	RECKITT BENCKISER (BD) LIMITED	A	10.24	4,115.10	4,536.80	125,951.20
13024	ACTIVE FINE CHEMICALS LTD.	B	10.06	15.90	17.50	8,249,095.60
13017	KEYA COSMETICS LIMITED	Z	9.83	6.10	6.70	17,823,331.30
12037	THE DACCA DYEING & MFC. CO. LT	Z	9.75	8.20	9.00	1,986,598.30

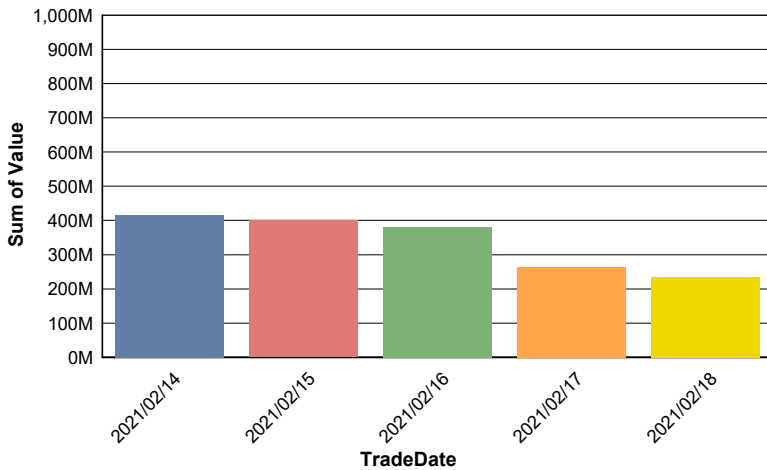
TOP TEN LOSER COMPANIES BY CLOSING PRICE

Scrip ID	Scrip Name	Category	Week Difference	Opening	Closing	Turnover (BDT)
21046	VANGUARD AML BD FINANCE MUTUA	A	-13.33	9.00	7.80	10,959.30
26003	ROBI AXIATA LIMITED	N	-12.27	44.80	39.30	297,481,159.90
21048	CAPM BDBL MUTUAL FUND 01	A	-12.00	10.00	8.80	59,280.00
11016	PRIME INSURANCE COMPANY LTD	A	-10.35	42.50	38.10	336,023.00
24005	INTECH ONLINE LIMITED	Z	-10.08	36.70	33.00	43,375.30
11014	EASTERN INSURANCE COMPANY LTC	A	-10.00	100.00	90.00	90.00
12053	C & A TEXTILES LTD.	Z	-10.00	2.00	1.80	148,996.80
25011	BD INDUSTRIAL FINANCE CO. LTD	Z	-9.30	4.30	3.90	780.00
13021	ACI FORMULATIONS LIMITED	A	-8.94	121.90	111.00	57,692.50
21047	VANGUARD AML RUPALI BANK BALAN	A	-8.84	11.30	10.30	10,495.70

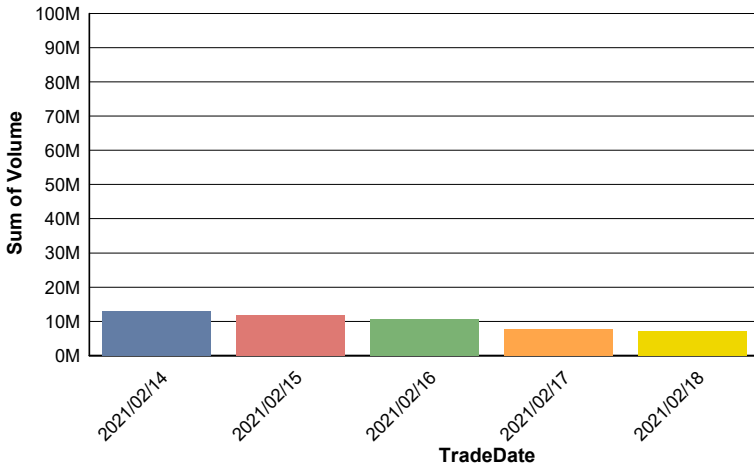
TOP TEN COMPANIES BY TURNOVER

Scrip ID	Scrip Name	Turnover (BDT)	Volume
26003	ROBI AXIATA LIMITED	297,481,159.90	7,089,832
32003	BEXIMCO LIMITED	229,221,146.00	2,493,566
32009	BRITISH AMERICAN TOBACCO BD CO	161,013,911.10	99,754
14028	TAUFIKA FOODS & AGRO INDUSTRIES	126,535,780.90	5,460,693
22006	THE CITY BANK LIMITED	110,483,674.30	3,796,497
25010	LANKABANGLA FINANCE LIMITED	73,130,022.70	1,916,857
13005	BEXIMCO PHARMACEUTICALS LTD	49,838,533.10	264,697
20022	ENERGY PAC POWER GENERATION LTD.	42,275,547.40	850,069
19009	HAKKANI PULP & PAPER MILLS LTD	31,693,000.00	410,000
12065	AMAN COTTON FIBROUS LTD.	30,151,223.60	988,271

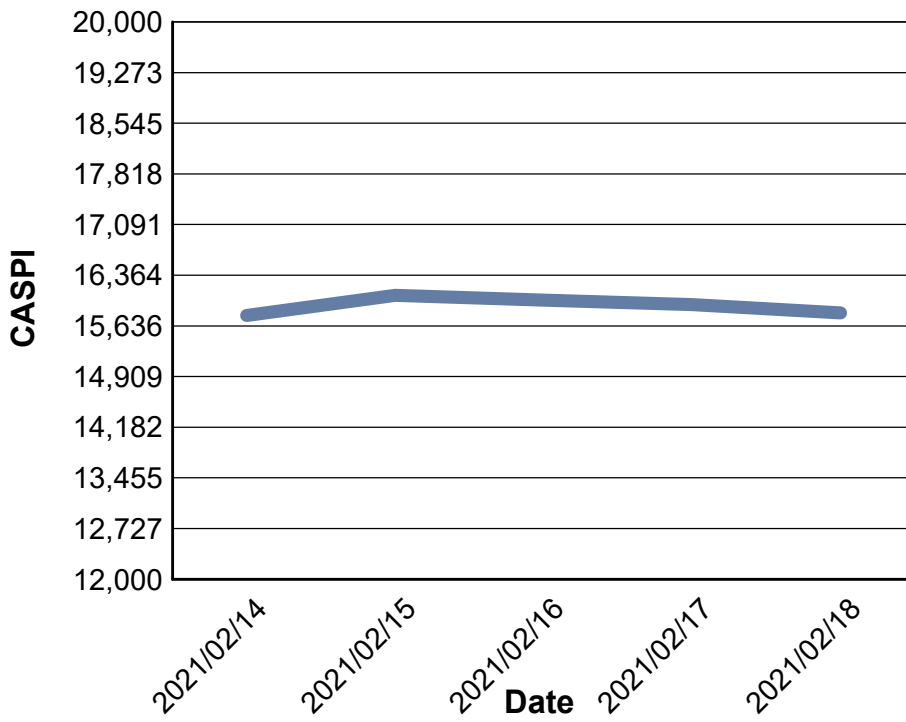
Data for Turnover Value



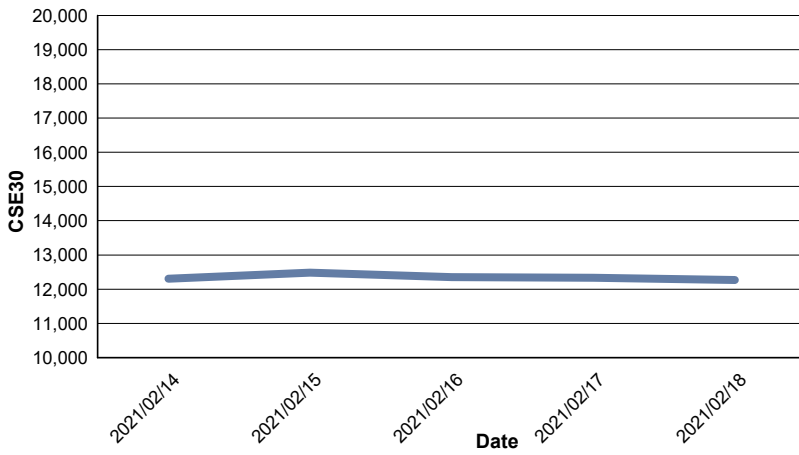
Data for Turnover Volume



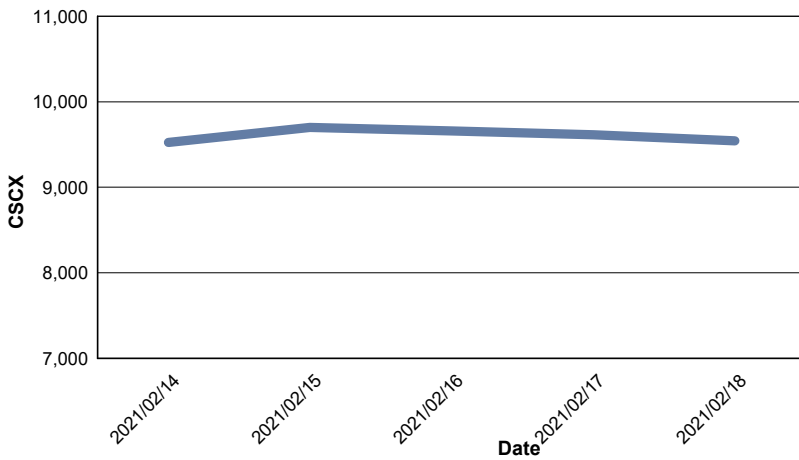
CASPI Index



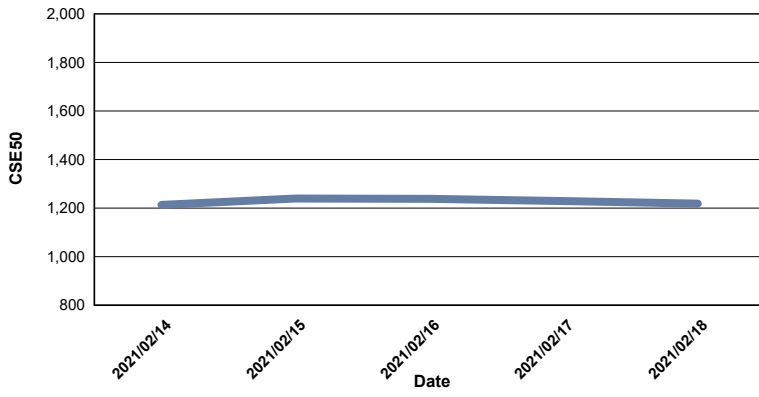
Index CSE30



Index CSCX



Index CSE50



Index CSI

