

# Chittagong Stock Exchange

28-Jan-21

## Weekly Market Summary

Week: 2021-01-24 to 2021-01-28 (5 days)

<b>Total Turnover (BDT) :</b>	2,665,084,687.90
<b>Volume of Share (Nos):</b>	68,044,325.00
<b>Total Contact(Nos)</b>	91,019
<b>Total Scrip Traded</b>	303

CATEGORY WISE TURNOVER		
Group	Turnover Value(BDT)	% of Total
A	1,047,514,966.80	39.29
B	464,852,316.40	17.44
N	1,138,185,231.60	42.68
Z	14,532,173.10	0.54

MAJOR INDICES IN THE WEEK					
Date	CASPI	CSE30	CSCX	CSE50	CSI
01/21/2021	17021.0878	13405.1056	10272.4362	1,293.00	1,081.33
01/28/2021	16675.3918	13208.3509	10065.9604	1,275.54	1,041.51
change in %	-2.0310	-1.4678	-2.0100	-1.35	-3.68

SCRIP PERFORMANCE IN THE WEEK	
Advanced	46
Declined	206
No Change	51
Total Traded Issues	303

TOP TEN GAINER COMPANIES BY CLOSING PRICE						
Scrip ID	Scrip Name	Category	Week Difference	Opening	Closing	Turnover (BDT)
11033	REPUBLIC INSURANCE COMPANY LTI	A	18.88	46.60	55.40	3,166,063.20
13023	BEACON Pharmaceuticals Ltd.	B	14.12	70.10	80.00	101,612,963.40
32009	BRITISH AMERICAN TOBACCO BD CO	A	12.04	1,434.20	1,607.00	30,005,724.10
11022	ASIA PACIFIC GEN INS CO LTD	A	9.33	60.00	65.60	118,491.50
11003	GREEN DELTA INSURANCE COMPANY	A	8.37	59.70	64.70	60,594.60
10009	PRIME ISLAMI LIFE INSURANCE	A	7.54	53.00	57.00	4,663.00
40001	IBBL MUDARABA PERPETUAL BOND	A	6.98	930.00	995.00	24,880.00
11038	DHAKA INSURANCE LIMITED	A	6.46	46.40	49.40	236,206.50
20018	UNITED POWER GENERATION & DIST	A	6.03	273.20	289.70	15,020,554.20
32021	AMAN FEED LIMITED	A	4.61	32.50	34.00	1,700,582.70

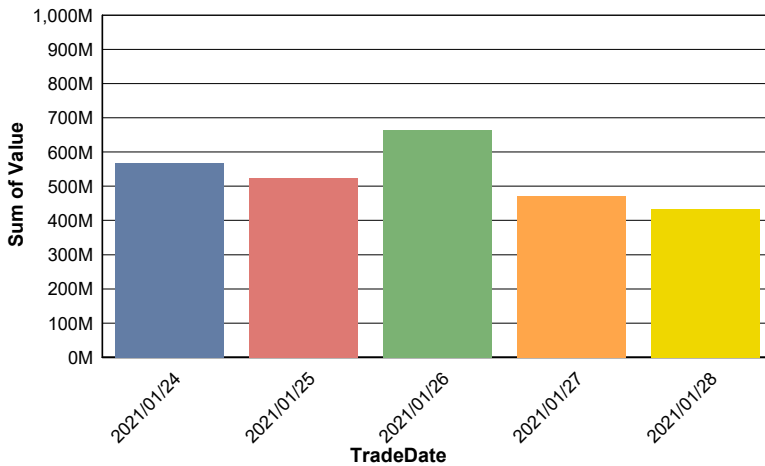
### TOP TEN LOSER COMPANIES BY CLOSING PRICE

Scrip ID	Scrip Name	Category	Week Difference	Opening	Closing	Turnover (BDT)
12032	TALLU SPINNING MILLS LIMITED	Z	-16.00	5.00	4.20	43,954.40
26003	ROBI AXIATA LIMITED	N	-14.26	61.70	52.90	676,119,364.40
12070	NEW LINE CLOTHINGS LIMITED	A	-13.36	20.20	17.50	859,681.30
10006	MEGHNA LIFE INSURANCE CO.LTD.	A	-12.78	66.50	58.00	35,766.00
25020	BAY LEASING & INVESTMENT LTD.	A	-12.54	30.30	26.50	1,339,240.10
25005	MIDAS FINANCING LIMITED	B	-11.64	24.90	22.00	304,589.50
10010	RUPALI LIFE INSURANCE CO. LTD.	A	-11.31	61.00	54.10	160,739.50
20005	DHAKA ELECTRIC SUPPLY CO. LTD.	A	-11.11	40.50	36.00	237,685.20
18005	SUMMIT ALLIANCE PORT LIMITED	A	-10.74	33.50	29.90	2,977,434.60
11039	BANGLADESH NATIONAL INSURANCE	A	-10.60	66.00	59.00	16,809,595.00

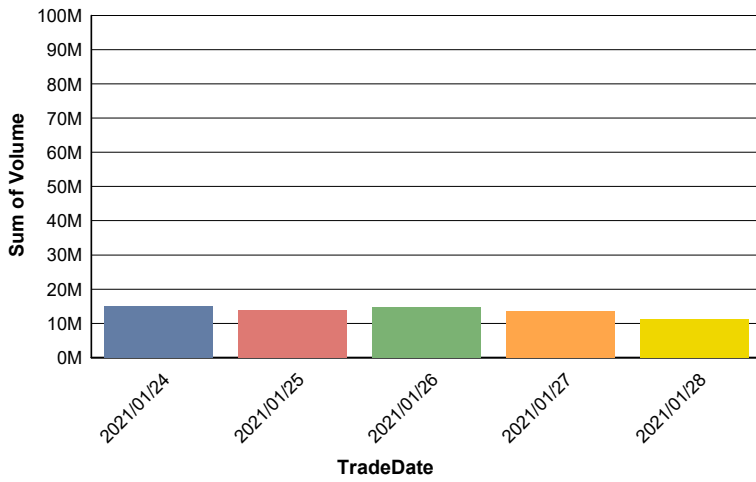
### TOP TEN COMPANIES BY TURNOVER

Scrip ID	Scrip Name	Turnover (BDT)	Volume
26003	ROBI AXIATA LIMITED	676,119,364.40	12,506,771
20022	ENERGY PAC POWER GENERATION LTD.	423,560,378.70	5,111,701
32003	BEXIMCO LIMITED	247,962,515.70	2,871,638
13023	BEACON Pharmaceuticals Ltd.	101,612,963.40	1,378,904
25010	LANKABANGLA FINANCE LIMITED	96,601,102.80	2,247,937
13005	BEXIMCO PHARMACEUTICALS LTD	90,134,950.10	447,640
11006	CENTRAL INSURANCE COMPANY LTD	50,691,275.10	926,475
15009	LAFARGE HOLCIM BANGLADESH LIMITED	47,136,861.10	864,322
20004	SUMMIT POWER LIMITED	44,428,298.10	850,732
22003	NATIONAL BANK LIMITED	42,439,010.40	4,963,145

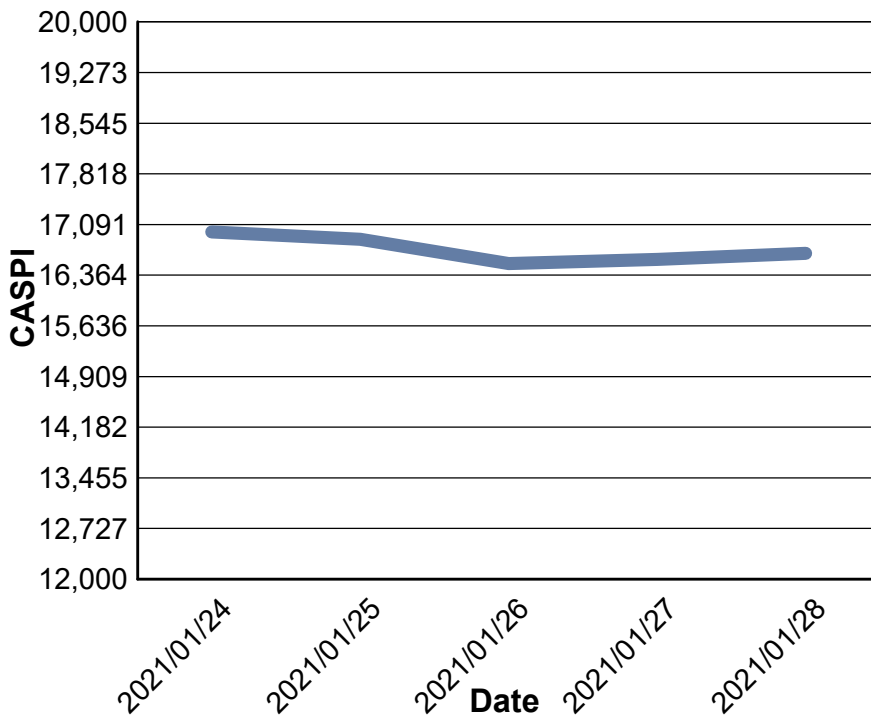
**Data for Turnover Value**



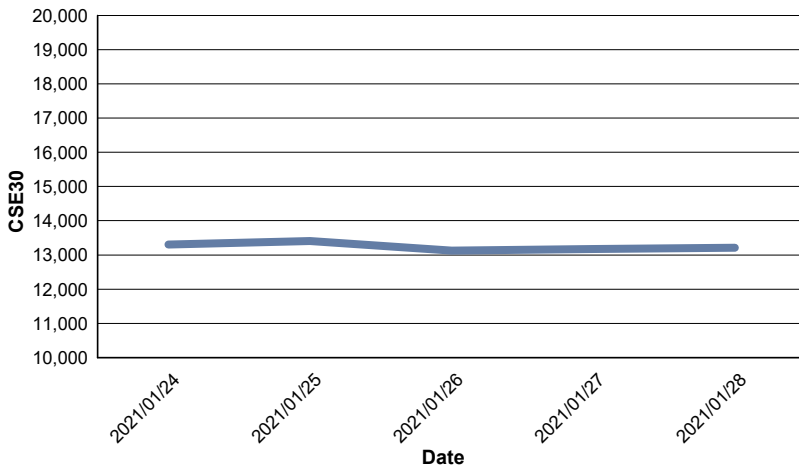
### Data for Turnover Volume



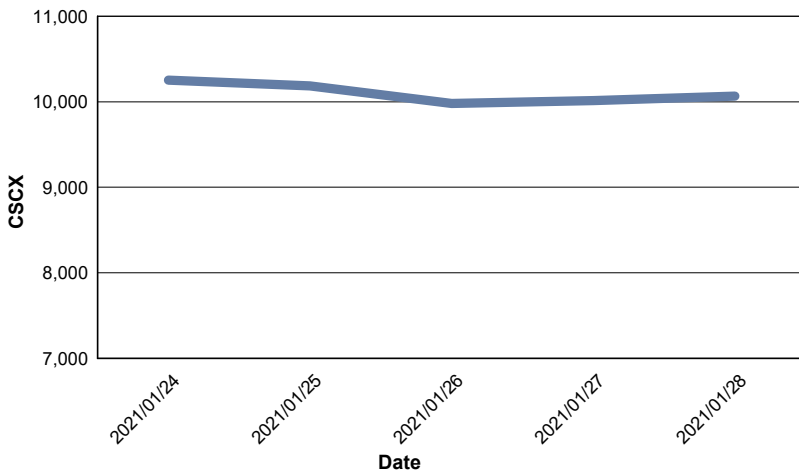
### CASPI Index



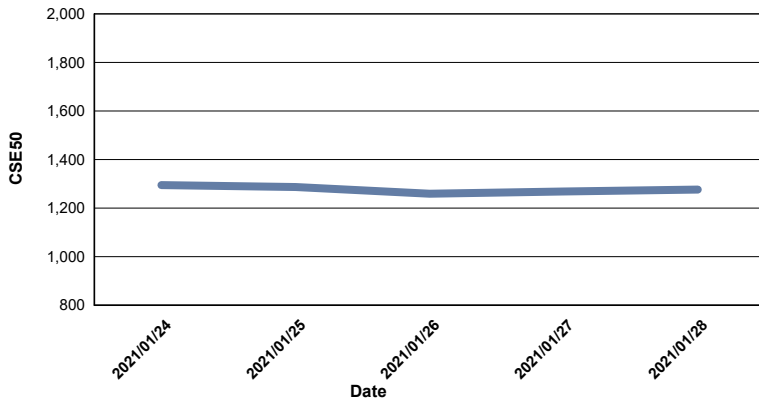
### Index CSE30



### Index CSCX



### Index CSE50



### Index CSI

