

Chittagong Stock Exchange

20-Sep-18

Weekly Market Summary

Week: 2018-09-16 to 2018-09-20 (5 days)

Total Turnover (BDT) :	1,473,245,896.80
Volume of Share (Nos):	47,097,530.00
Total Contact(Nos)	61,334
Total Scrip Traded	281

CATEGORY WISE TURNOVER		
Group	Turnover Value(BDT)	% of Total
A	1,196,511,459.60	81.19
B	125,210,983.00	8.50
N	136,282,642.00	9.24
Z	15,240,812.20	1.03

MAJOR INDICES IN THE WEEK					
Date	CASPI	CSE30	CSCX	CSE50	CSI
09/13/2018	16999.7981	15035.3872	10303.0636	1,228.31	1,140.19
09/20/2018	16887.3038	14969.9871	10227.9108	1,216.43	1,122.91
change in %	-0.6617	-0.4350	-0.7294	-0.97	-1.52

SCRIP PERFORMANCE IN THE WEEK	
Advanced	87
Declined	179
No Change	15
Total Traded Issues	281

TOP TEN GAINER COMPANIES BY CLOSING PRICE						
Scrip ID	Scrip Name	Category	Week		Closing	Turnover (BDT)
			Difference	Opening		
12067	M.L. DYEING LIMITED	N	127.00	10.00	22.70	67,702,041.20
10008	PRAGATI LIFE INSURANCE LTD.	A	30.21	91.00	118.50	893,756.10
24005	INTECH ONLINE LIMITED	A	28.95	51.80	66.80	50,911,780.60
32007	IMAM BUTTON INDUSTRIES LTD	Z	28.35	19.40	24.90	87,907.40
10002	NATIONAL LIFE INSURANCE CO.LTD	A	24.68	220.40	274.80	5,667,600.00
14022	FINE FOODS LIMITED	B	21.95	28.70	35.00	26,865,102.70
10009	PRIME ISLAMI LIFE INSURANCE	A	17.82	46.00	54.20	113,400.00
11005	JANATA INSURANCE COMPANY LTD	B	17.18	12.80	15.00	637,716.00
12031	SAFKO SPINNING MILLS LTD	B	16.93	18.30	21.40	11,787,493.40
19010	KHULNA PRINTING & PACKAGING LTC	Z	14.88	21.50	24.70	3,853,348.10

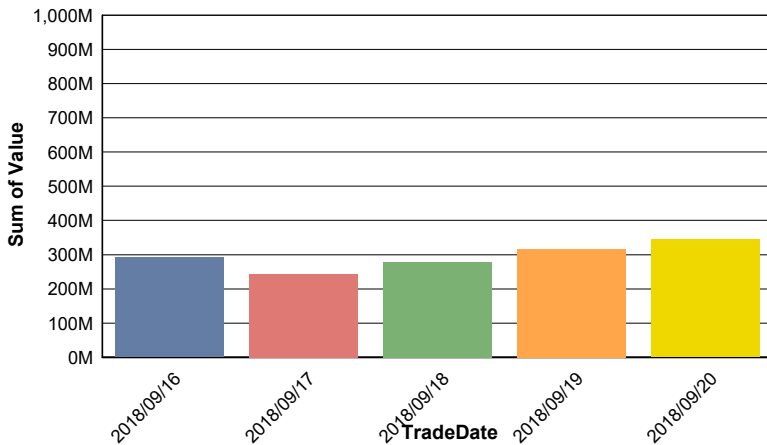
TOP TEN LOSER COMPANIES BY CLOSING PRICE

Scrip ID	Scrip Name	Category	Week Difference	Opening	Closing	Turnover (BDT)
21018	EBL FIRST MUTUAL FUND	A	-18.88	9.00	7.30	83,826.30
21021	TRUST BANK 1ST MUTUAL FUND	A	-16.94	5.90	4.90	737,610.00
21043	EXIM BANK 1ST MUTUAL FUND	A	-15.15	6.60	5.60	56,000.00
21040	FIRST BD FIXED INCOME FUND	A	-14.54	5.50	4.70	470,147.40
12059	DRAGON SWEATER & SPINNING LTD.	A	-14.12	34.70	29.80	12,479,570.10
21031	PHP FIRST MUTUAL FUND	A	-13.79	5.80	5.00	192,139.90
21038	AB BANK 1ST MUTUAL FUND	A	-13.79	5.80	5.00	591,718.40
21027	FIRST JANATA BANK MUTUAL FUND	A	-13.55	5.90	5.10	352,478.20
21029	POPULAR LIFE FIRST MUTUAL FUND	A	-13.46	5.20	4.50	507,444.90
10003	SANDHANI LIFE INSURANCE CO.LTD	A	-12.58	28.60	25.00	262,569.70

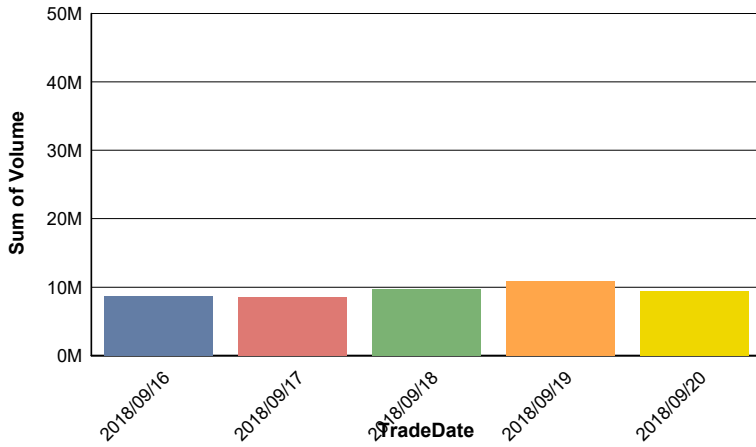
TOP TEN COMPANIES BY TURNOVER

Scrip ID	Scrip Name	Turnover (BDT)	Volume
20010	KHULNA POWER COMPANY LIMITED	86,983,688.00	673,417
14026	OLYMPIC INDUSTRIES LIMITED	71,526,561.60	337,527
12067	M.L. DYEING LIMITED	67,702,041.20	2,841,173
16031	IFAD AUTOS LIMITED	53,159,594.00	402,670
16035	BBS CABLES LTD.	52,161,885.10	401,634
24005	INTECH ONLINE LIMITED	50,911,780.60	770,977
13024	ACTIVE FINE CHEMICALS LTD.	47,423,197.90	1,053,515
18009	THE PENINSULA CHITTAGONG LTD.	40,350,839.60	1,194,592
14023	RANGPUR DAIRY & FOOD PROD. LTD	39,202,763.20	1,903,215
32003	BEXIMCO LIMITED	28,640,814.50	1,147,691

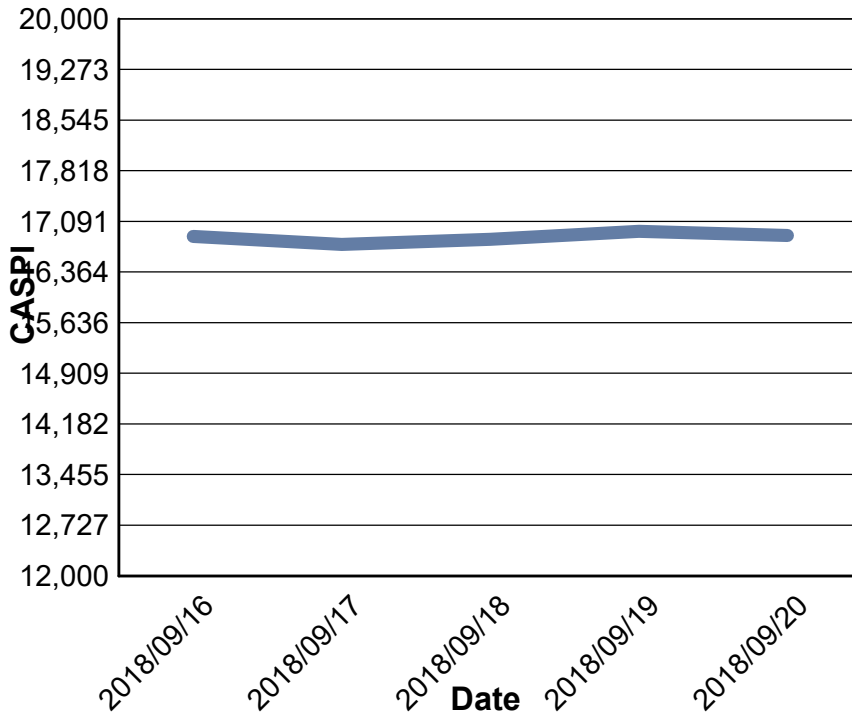
Data for Turnover Value



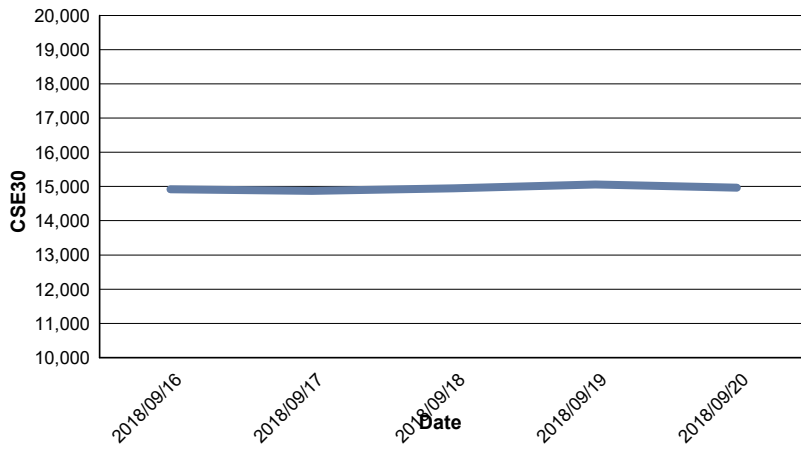
Data for Turnover Volume



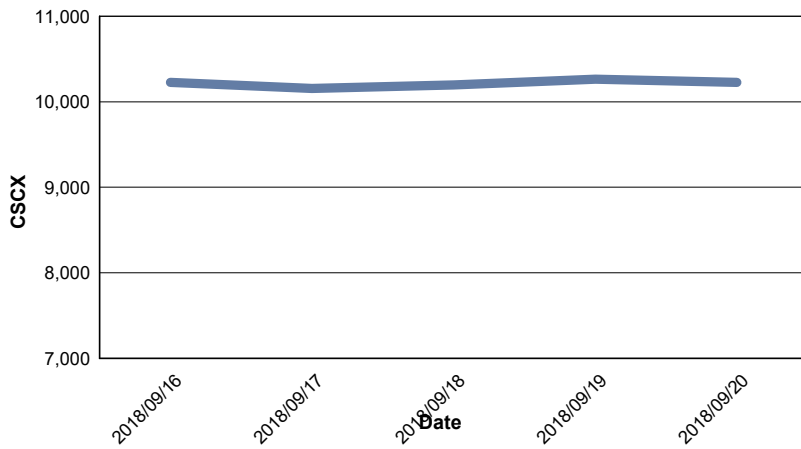
CASPI Index



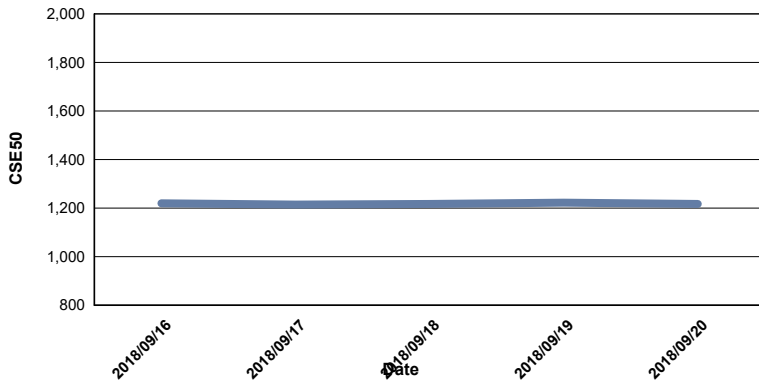
Index CSE30



Index CSCX



Index CSE50



Index CSI

