

Chittagong Stock Exchange

26-May-22

Weekly Market Summary

Week: 2022-05-22 to 2022-05-26 (5 days)

Total Turnover (BDT) :	885,172,755.80
Volume of Share (Nos):	37,915,680.00
Total Contact(Nos)	46,912
Total Scrip Traded	343

CATEGORY WISE TURNOVER		
Group	Turnover Value(BDT)	% of Total
A	468,391,441.30	52.90
B	262,999,326.00	29.71
N	148,518,813.70	16.77
Z	5,263,174.80	0.59

MAJOR INDICES IN THE WEEK						
Date	CASPI	CSE30	CSCX	CSE50	CSI	CSESMEX
05/19/2022	18439.7252	13373.5053	11064.6911	1,375.99	1,172.89	1,444.95
05/26/2022	18280.7729	13260.9526	10966.5924	1,365.70	1,163.38	1,465.91
change in %	-0.8620	-0.8416	-0.8866	-0.75	-0.81	1.45

SCRIP PERFORMANCE IN THE WEEK	
Advanced	119
Declined	204
No Change	20
Total Traded Issues	343

TOP TEN GAINER COMPANIES BY CLOSING PRICE						
Scrip ID	Scrip Name	Category	Week Difference	Opening	Closing	Turnover (BDT)
25004	FIRST FINANCE LIMITED	Z	20.00	5.50	6.60	44,542.60
32602	MASTER FEED AGROTECH LIMITED	N	16.54	13.30	15.50	58,243.60
25021	GSP FINANCE CO.(BANGLADESH) LT	A	14.38	28.50	32.60	30,122,453.60
14022	FINE FOODS LIMITED	B	12.21	40.10	45.00	35,970.00
12004	APEX SPINNING & KNITTING MILLS	A	11.76	136.90	153.00	943.00
12066	VFS THREAD DYEING LIMITED	A	11.41	21.90	24.40	1,099,876.80
20023	LUB-RREF (BANGLADESH) LTD.	A	11.21	32.10	35.70	2,631,754.40
22022	BANK ASIA LIMITED	A	9.09	18.70	20.40	448.80
32005	NATIONAL POLYMER IND LTD	A	8.78	51.20	55.70	1,491,178.60
25022	FAREAST FINANCE & INVESTMENT L	Z	8.69	4.60	5.00	21,900.00

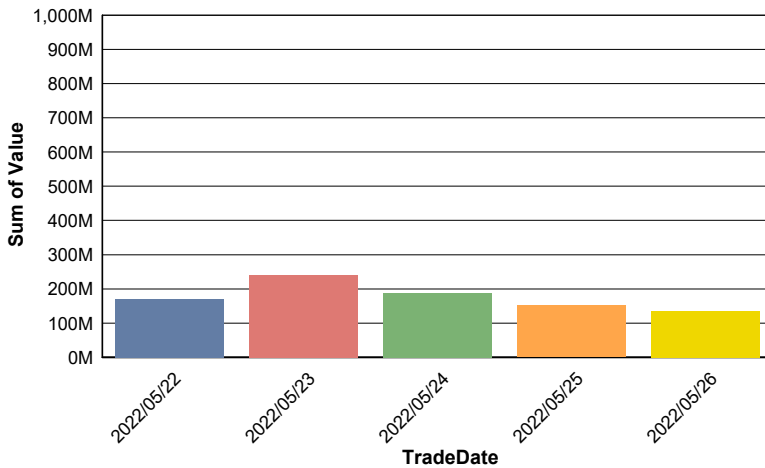
TOP TEN LOSER COMPANIES BY CLOSING PRICE

Scrip ID	Scrip Name	Category	Week Difference	Opening	Closing	Turnover (BDT)
19003	SONALI PAPER & BOARD MILLS LIMIT	A	-28.05	770.00	554.00	2,173,116.50
21025	PHOENIX FIN. 1ST MUTUAL FUND	A	-17.39	11.50	9.50	1,501,509.00
14023	RANGPUR DAIRY & FOOD PROD. LTD	B	-17.32	50.80	42.00	1,709,185.00
11004	RELIANCE INSURANCE LTD	A	-15.73	68.00	57.30	55,026.90
11038	DHAKA INSURANCE LIMITED	A	-14.77	58.90	50.20	500,514.80
12022	SONARGAON TEXTILES LIMITED	B	-14.49	33.80	28.90	423,987.00
15005	ARAMIT CEMENT LIMITED	B	-12.76	28.20	24.60	1,923,157.10
11003	GREEN DELTA INSURANCE COMPANY	A	-12.30	78.80	69.10	852,261.60
22033	FIRST SECURITY ISLAMI BANK LTD	A	-11.50	11.30	10.00	3,823,224.00
14018	BANGAS LIMITED	B	-11.44	148.60	131.60	1,565,391.00

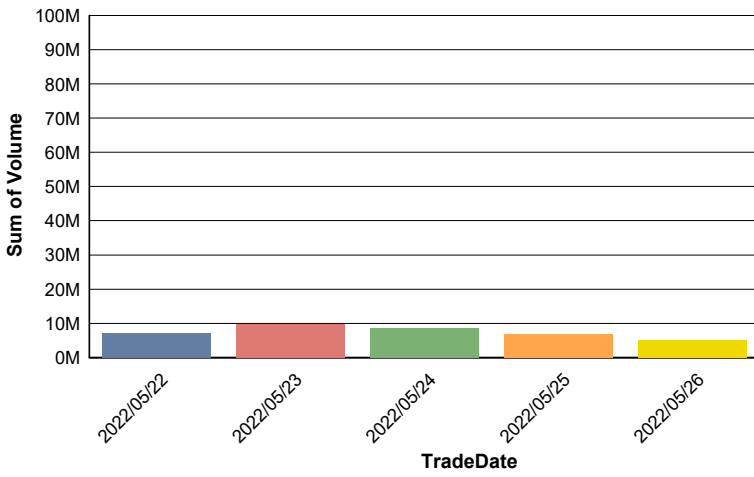
TOP TEN COMPANIES BY TURNOVER

Scrip ID	Scrip Name	Turnover (BDT)	Volume
22036	UNION BANK LIMITED	79,700,893.70	7,317,354
23005	SHINEPUKUR CERAMICS LIMITED	79,166,009.70	2,046,875
32025	JMI HOSPITAL REQUISITE MFG. LTD.	58,016,425.40	740,587
32003	BEXIMCO LIMITED	34,412,120.40	264,066
25021	GSP FINANCE CO.(BANGLADESH) LT	30,122,453.60	974,781
13002	SQUARE PHARMACEUTICALS LIMITED	23,203,136.40	109,644
13033	SILVA PHARMACEUTICALS LIMITED	19,941,388.80	802,966
32009	BRITISH AMERICAN TOBACCO BD CO	18,568,029.00	34,524
18010	SAIF POWERTEC LIMITED	16,105,102.10	529,382
13024	ACTIVE FINE CHEMICALS LTD.	15,490,092.30	765,087

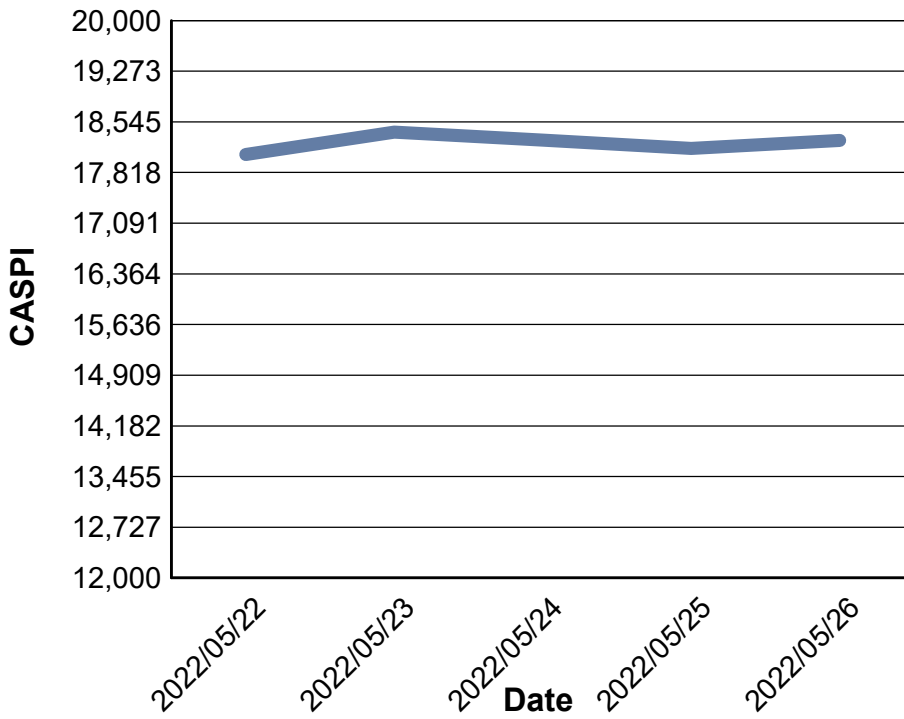
Data for Turnover Value



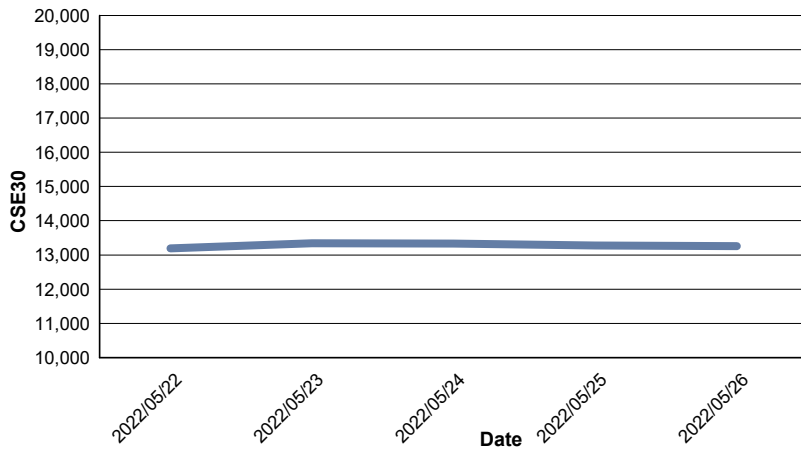
Data for Turnover Volume



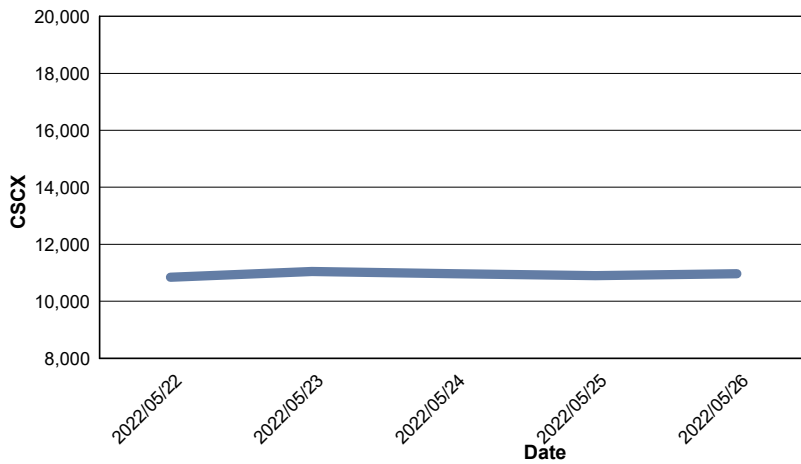
CASPI Index



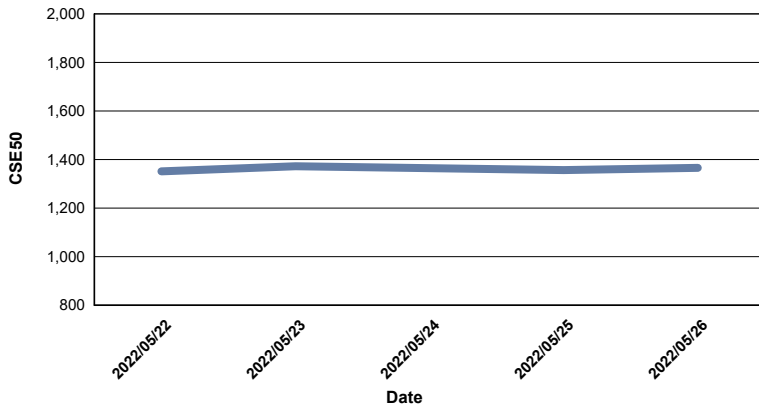
Index CSE30



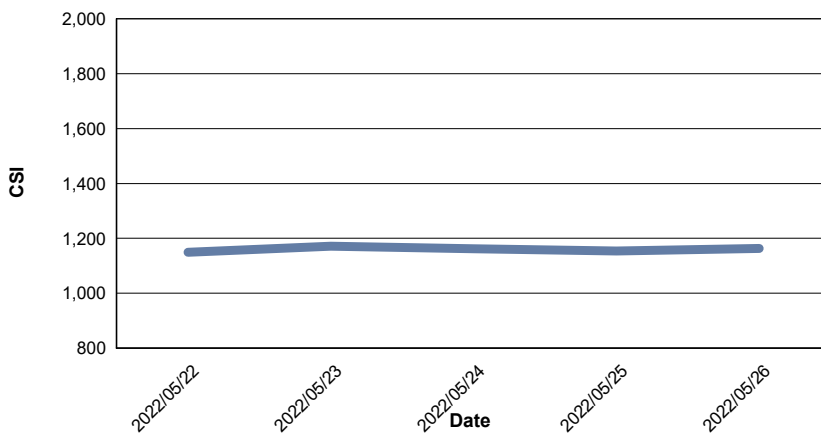
Index CSCX



Index CSE50



Index CSI



Index CSESMEX

