

Chittagong Stock Exchange

27-Aug-20

Weekly Market Summary

Week: 2020-08-23 to 2020-08-27 (5 days)

Total Turnover (BDT) :	1,378,514,609.90
Volume of Share (Nos):	56,276,837.00
Total Contact(Nos)	49,874
Total Scrip Traded	317

CATEGORY WISE TURNOVER		
Group	Turnover Value(BDT)	% of Total
A	1,065,185,845.80	77.25
B	212,447,129.70	15.41
N	78,497,931.50	5.69
Z	22,383,702.90	1.62

MAJOR INDICES IN THE WEEK					
Date	CASPI	CSE30	CSCX	CSE50	CSI
08/20/2020	13696.6403	11737.9433	8265.9058	1,000.28	884.38
08/27/2020	13873.0211	12075.5010	8384.9403	1,018.86	900.77
change in %	1.2878	2.8758	1.4401	1.86	1.85

SCRIP PERFORMANCE IN THE WEEK	
Advanced	143
Declined	143
No Change	31
Total Traded Issues	317

TOP TEN GAINER COMPANIES BY CLOSING PRICE						
Scrip ID	Scrip Name	Category	Week		Closing	Turnover (BDT)
			Difference	Opening		
11040	EXPRESS INSURANCE LIMITED	N	157.00	10.00	25.70	74,025,227.50
21045	SEML LECTURE EQUITY MANAGEME	A	33.33	6.00	8.00	705,826.70
12064	QUEEN SOUTH TEXTILE MILLS LTD.	A	27.69	26.00	33.20	13,757,469.20
19008	MIRACLE INDUSTRIES LIMITED	B	26.84	19.00	24.10	11,212,831.30
32001	USMANIA GLASS SHEET FAC LTD	Z	22.50	52.00	63.70	48,772.20
11014	EASTERN INSURANCE COMPANY LTC	A	17.28	81.00	95.00	2,120,916.50
13007	AMBEE PHARMACEUTICALS LIMITED	A	16.02	431.10	500.20	82,225.40
16015	EASTERN CABLES LIMITED	B	15.18	152.80	176.00	1,677,887.10
25011	BD INDUSTRIAL FINANCE CO. LTD	Z	15.15	3.30	3.80	207,603.00
21051	CAPM IBBL ISLAMIC MUTUAL FUND	A	15.00	10.00	11.50	69,850.00

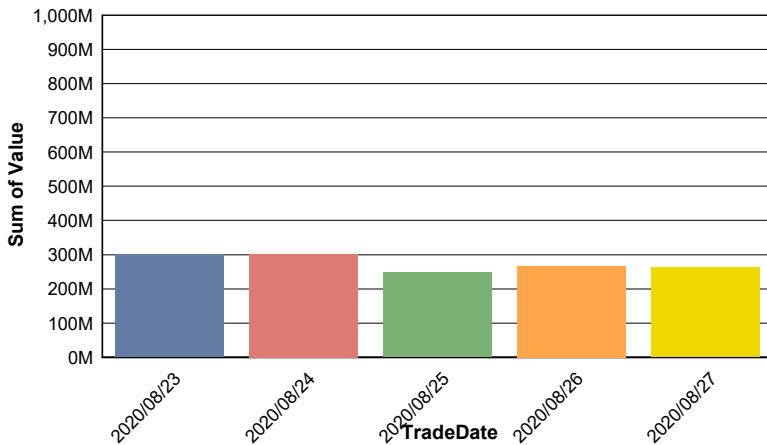
TOP TEN LOSER COMPANIES BY CLOSING PRICE

Scrip ID	Scrip Name	Category	Week Difference	Opening	Closing	Turnover (BDT)
11011	PRAGATI INSURANCE LIMITED	A	-21.60	50.00	39.20	28,704.20
11010	BD GENERAL INSURANCE COMPANY	A	-18.26	34.50	28.20	102,036.00
25008	PREMIER LEASING & FINANCE LTD	Z	-17.74	6.20	5.10	252,232.40
11032	NORTHERN GENERAL INSURANCE CO	A	-13.35	27.70	24.00	142,950.00
32019	KHAN BROTHERS PP WOVEN BAG INI	Z	-12.50	8.00	7.00	69,804.70
12051	TUNG HAI KNITTING & DYEING LTD.	Z	-12.12	3.30	2.90	291,023.90
24005	INTECH ONLINE LIMITED	Z	-11.83	24.50	21.60	524,057.60
13023	BEACON Pharmaceuticals Ltd.	B	-11.36	88.00	78.00	3,091,062.00
10007	PROGRESSIVE LIFE INS. CO. LTD	A	-11.28	140.90	125.00	209,720.00
25007	PRIME FINANCE & INVESTMENT LTD	Z	-10.81	7.40	6.60	640,550.00

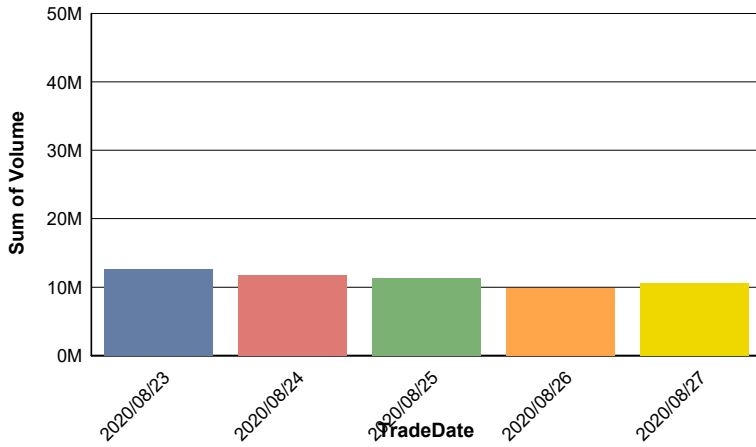
TOP TEN COMPANIES BY TURNOVER

Scrip ID	Scrip Name	Turnover (BDT)	Volume
32003	BEXIMCO LIMITED	119,693,533.50	4,606,905
22029	BRAC BANK LIMITED	117,514,428.90	2,957,158
10002	NATIONAL LIFE INSURANCE CO.LTD	87,518,000.00	350,075
11040	EXPRESS INSURANCE LIMITED	74,025,227.50	3,085,319
22010	INTL FINANCE INV & COMM BANK	61,386,473.10	5,293,098
15009	LAFARGE HOLCIM BANGLADESH LIMITED	52,654,838.00	1,194,077
32023	SK TRIMS & INDUSTRIES LIMITED	47,071,850.00	673,626
13002	SQUARE PHARMACEUTICALS LIMITED	40,474,084.30	190,251
32009	BRITISH AMERICAN TOBACCO BD CO	31,119,568.70	29,859
13005	BEXIMCO PHARMACEUTICALS LTD	27,136,121.60	247,219

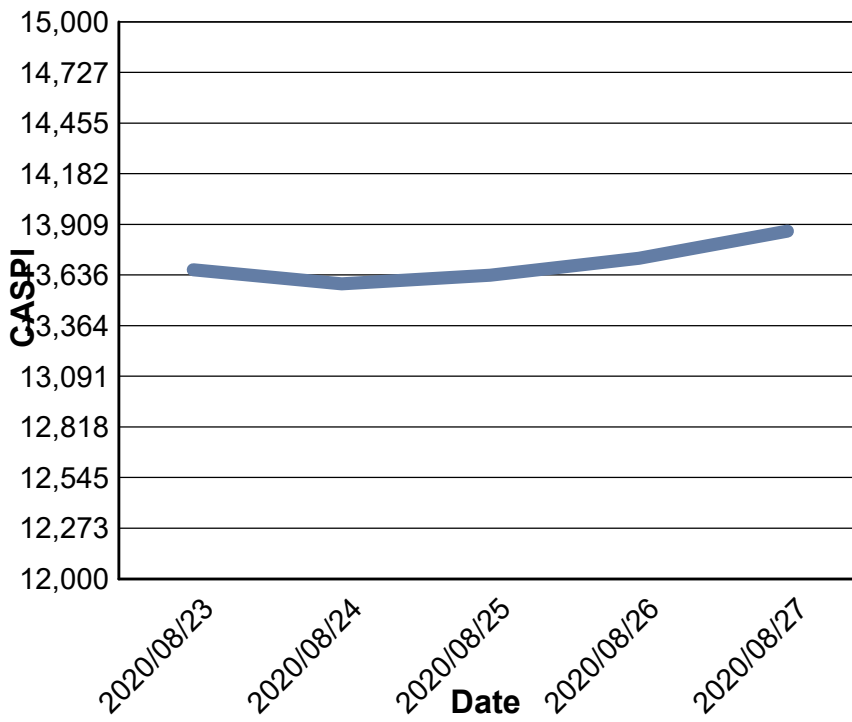
Data for Turnover Value



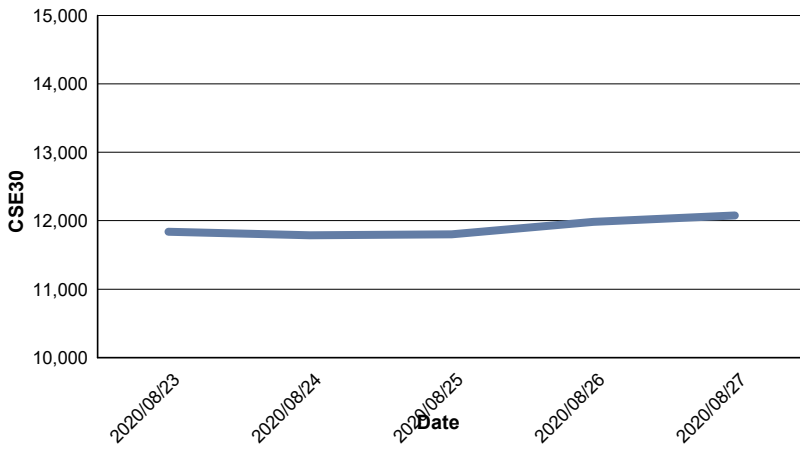
Data for Turnover Volume



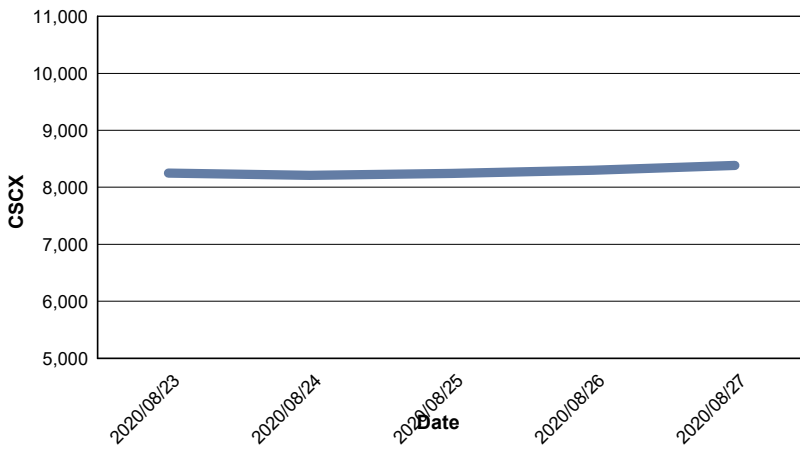
CASPI Index



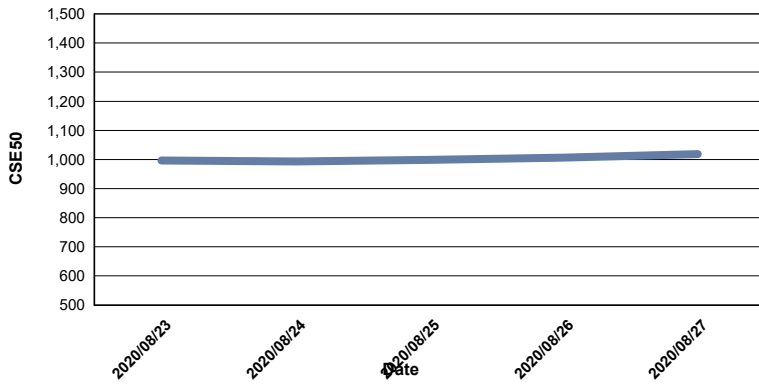
Index CSE30



Index CSCX



Index CSE50



Index CSI

