

Chittagong Stock Exchange

18-Mar-21

Weekly Market Summary

Week: 2021-03-14 to 2021-03-18 (excluding March 17,2021 total 4 days)

Total Turnover (BDT) :	1,164,221,152.30
Volume of Share (Nos):	32,515,133.00
Total Contact(Nos)	48,799
Total Scrip Traded	295

CATEGORY WISE TURNOVER		
Group	Turnover Value(BDT)	% of Total
A	672,610,375.30	57.76
B	161,617,958.20	13.88
N	323,118,393.10	27.74
Z	6,874,425.70	0.59

MAJOR INDICES IN THE WEEK					
Date	CASPI	CSE30	CSCX	CSE50	CSI
03/11/2021	16164.1210	12414.5973	9749.9524	1,239.76	1,027.05
03/18/2021	15750.1236	12175.2729	9500.7696	1,203.56	1,003.22
change in %	-2.5612	-1.9278	-2.5557	-2.92	-2.32

SCRIP PERFORMANCE IN THE WEEK	
Advanced	57
Declined	161
No Change	77
Total Traded Issues	295

TOP TEN GAINER COMPANIES BY CLOSING PRICE						
Scrip ID	Scrip Name	Category	Week		Closing	Turnover (BDT)
			Difference	Opening		
16001	AZIZ PIPES LIMITED	B	20.78	97.20	117.40	3,888,876.20
14012	RAHIMA FOOD CORPORATION LTD	A	19.53	223.20	266.80	68,486,372.70
21044	ASIAN TIGER SANDHANI LIFE GROWTH	A	15.47	8.40	9.70	3,568,158.40
32002	ARAMIT LIMITED	A	12.95	236.20	266.80	109,590.00
17008	LEGACY FOOTWEAR LIMITED	B	9.90	62.60	68.80	3,053,338.00
13035	SILCO PHARMACEUTICALS LIMITED	A	7.58	22.40	24.10	4,004,105.30
11039	BANGLADESH NATIONAL INSURANCE	A	7.46	63.00	67.70	1,765,830.00
15005	ARAMIT CEMENT LIMITED	Z	7.40	27.00	29.00	905,204.00
11014	EASTERN INSURANCE COMPANY LTD	A	7.29	96.00	103.00	1,297,669.90
12025	ANLIMA YARN DYEING LIMITED	B	6.36	44.00	46.80	5,662,104.30

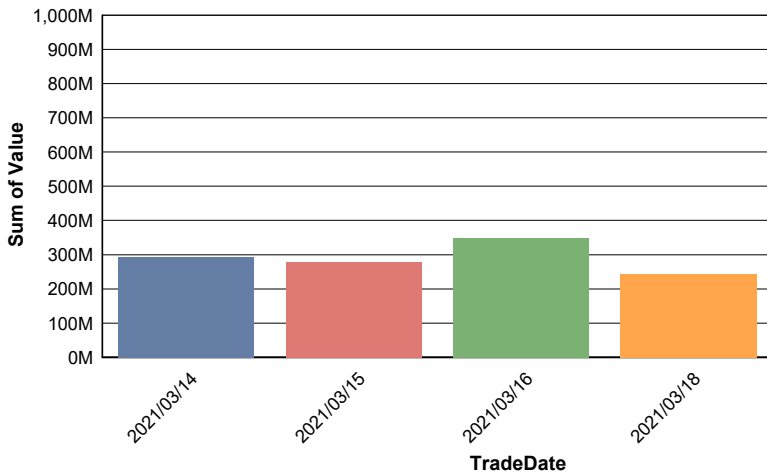
TOP TEN LOSER COMPANIES BY CLOSING PRICE

Scrip ID	Scrip Name	Category	Week Difference	Opening	Closing	Turnover (BDT)
20023	LUB-RREF (BANGLADESH) LTD.	N	-20.33	54.10	43.10	122,837,998.50
11017	PIONEER INSURANCE COMPANY LTD	A	-15.59	69.90	59.00	59,096.00
25014	BD FINANCE & INVESTMENT CO LTD	A	-13.63	33.00	28.50	906,335.80
32020	NATIONAL FEED MILL LTD.	A	-12.26	21.20	18.60	932,131.90
25010	LANKABANGLA FINANCE LIMITED	A	-11.57	36.30	32.10	58,680,052.00
11005	JANATA INSURANCE COMPANY LTD	A	-11.11	31.50	28.00	59,000.00
20021	ASSOCIATED OXYGEN LIMITED	A	-10.90	42.20	37.60	2,821,870.30
11021	NITOL INSURANCE COMPANY LTD	A	-10.84	45.20	40.30	818,957.80
24013	eGENERATION LIMITED	N	-10.74	36.30	32.40	11,880,594.20
11032	NORTHERN ISLAMI INSURANCE LIMIT	A	-10.61	35.80	32.00	342,486.00

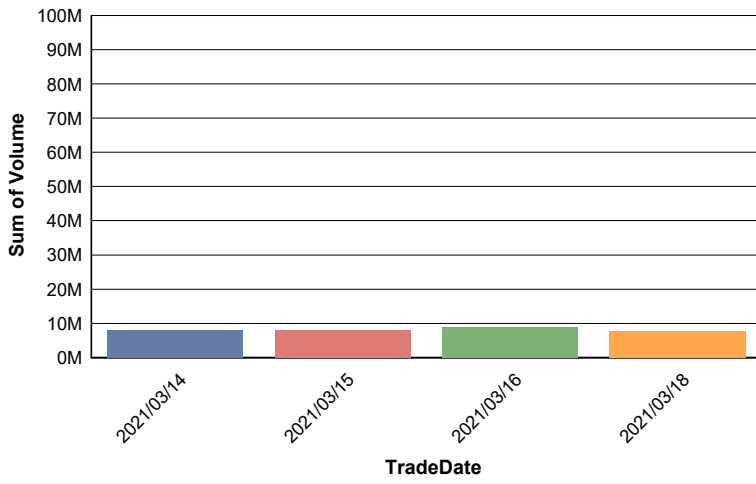
TOP TEN COMPANIES BY TURNOVER

Scrip ID	Scrip Name	Turnover (BDT)	Volume
26003	ROBI AXIATA LIMITED	150,851,029.30	3,147,015
20023	LUB-RREF (BANGLADESH) LTD.	122,837,998.50	2,531,865
14012	RAHIMA FOOD CORPORATION LTD	68,486,372.70	275,719
32003	BEXIMCO LIMITED	68,317,738.50	841,506
25010	LANKABANGLA FINANCE LIMITED	58,680,052.00	1,717,212
32009	BRITISH AMERICAN TOBACCO BD CO	53,331,603.10	97,605
26002	BANGLADESH SUBMARINE CABLE CO.	48,142,228.30	267,321
15009	LAFARGE HOLCIM BANGLADESH LIMITED	31,678,055.30	560,350
13002	SQUARE PHARMACEUTICALS LIMITED	28,478,199.80	133,475
22010	INTL FINANCE INV & COMM BANK	25,040,786.40	2,002,215

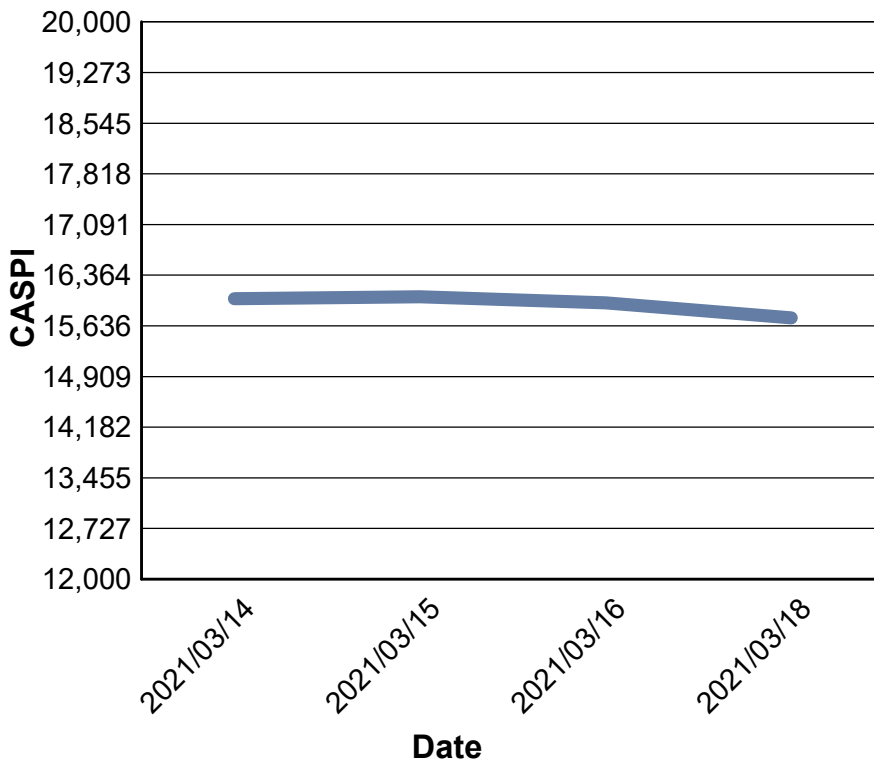
Data for Turnover Value



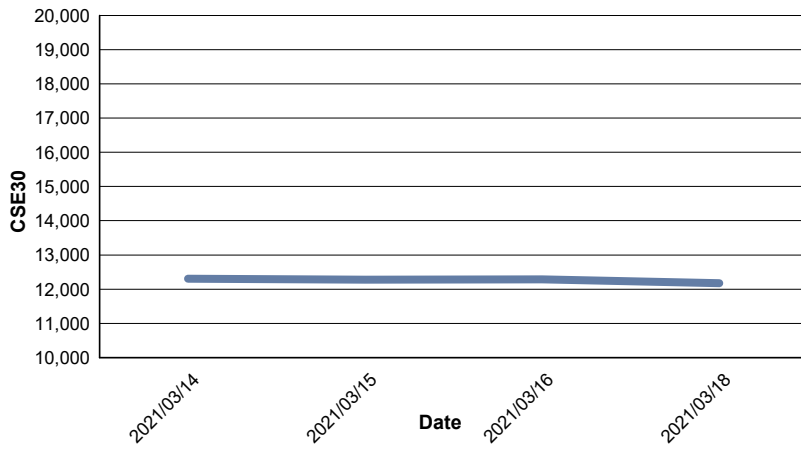
Data for Turnover Volume



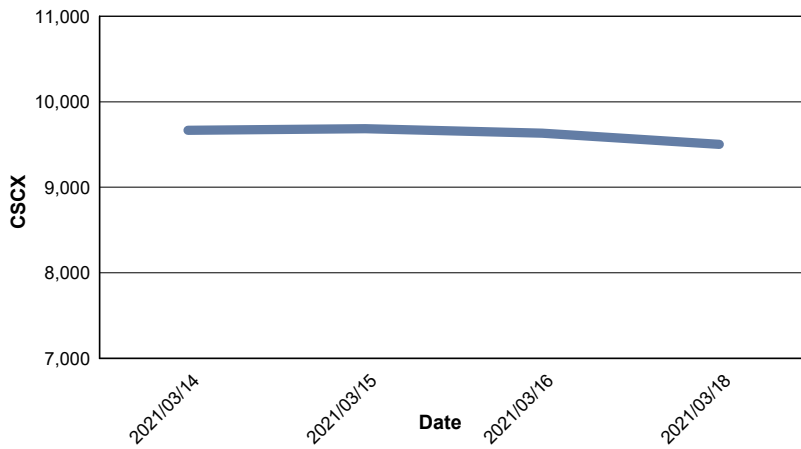
CASPI Index



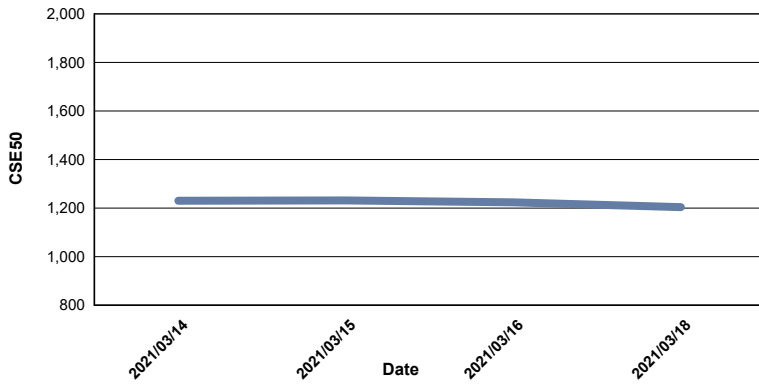
Index CSE30



Index CSCX



Index CSE50



Index CSI

