

Chittagong Stock Exchange

13-Apr-23

Weekly Market Summary

Week: 2023-04-09 to 2023-04-13 (5 days)

Total Turnover (BDT) :	360,115,347.90
Volume of Share (Nos):	8,074,666.00
Total Contact(Nos)	9,617
Total Scrip Traded	226

CATEGORY WISE TURNOVER		
Group	Turnover Value(BDT)	% of Total
A	271,376,827.30	75.36
B	64,701,173.10	17.97
N	21,849,148.30	6.07
Z	2,188,199.20	0.61

MAJOR INDICES IN THE WEEK						
Date	CASPI	CSE30	CSCX	CSE50	CSI	CSESMEX
04/06/2023	18304.7550	13371.1131	10973.0105	1,313.23	1,150.38	1,748.71
04/13/2023	18331.2748	13428.1609	10988.0062	1,313.83	1,151.44	1,724.52
change in %	0.1449	0.4266	0.1367	0.05	0.09	-1.38

SCRIP PERFORMANCE IN THE WEEK	
Advanced	37
Declined	56
No Change	133
Total Traded Issues	226

TOP TEN GAINER COMPANIES BY CLOSING PRICE							
Scrip ID	Scrip Name	Category	Week Difference	Opening	Closing	Turnover	
						(BDT)	
13008	ORION INFUSION LIMITED	A	22.38	275.20	336.80	5,437,138.50	
14027	EMERALD OIL INDUSTRIES LIMITED	Z	15.55	31.50	36.40	599,431.60	
32604	KRISHIBID SEED LIMITED	N	9.88	25.30	27.80	2,780,000.00	
12056	TOSRIFA INDUSTRIES LTD.	B	9.21	21.70	23.70	290,212.80	
10009	PRIME ISLAMI LIFE INSURANCE	A	8.62	60.30	65.50	228,380.50	
14021	BEACH HATCHERY LTD.	B	8.55	37.40	40.60	2,576,201.90	
22038	MIDLAND BANK LIMITED	N	8.47	11.80	12.80	15,438,686.30	
12035	METRO SPINNING LIMITED	B	8.43	32.00	34.70	9,436,085.00	
14023	RANGPUR DAIRY & FOOD PROD. LTD	B	8.16	44.10	47.70	14,500,787.60	
24010	AAMRA NETWORKS LIMITED	A	7.96	72.80	78.60	14,280,869.10	

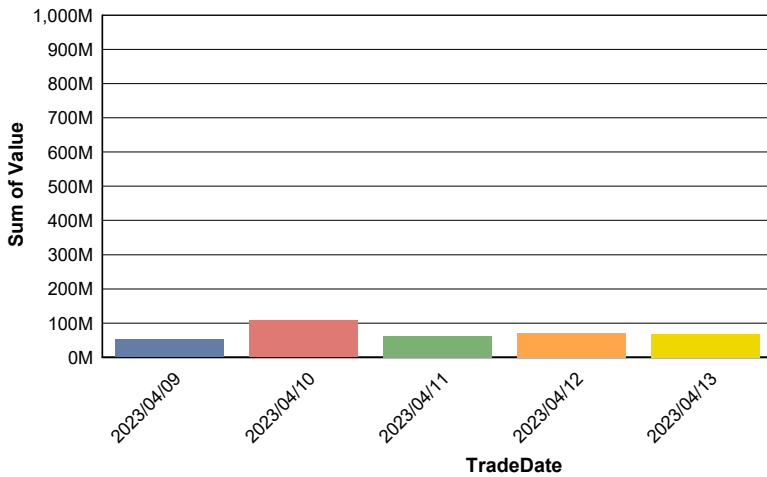
TOP TEN LOSER COMPANIES BY CLOSING PRICE

Scrip ID	Scrip Name	Category	Week Difference	Opening	Closing	Turnover (BDT)
12601	APEX WEAVING & FINISHING MILLS	N	-14.14	19.80	17.00	68,200.00
14001	APEX FOODS LIMITED	A	-12.03	295.00	259.50	713,853.60
11006	CENTRAL INSURANCE COMPANY LTD	A	-10.00	42.00	37.80	378.00
23003	STANDARD CERAMIC INDS LIMITED	B	-10.00	132.00	118.80	594.00
16013	BANGLADESH LAMPS LIMITED	A	-8.99	283.50	258.00	270,547.00
24012	ADN TELECOM LIMITED	A	-8.36	150.60	138.00	8,420,260.20
16001	AZIZ PIPES LIMITED	B	-7.90	96.20	88.60	108,199.00
21030	IFIL ISLAMIC MUTUAL FUND-1	A	-7.24	6.90	6.40	69,760.00
11011	PRAGATI INSURANCE LIMITED	A	-6.92	65.00	60.50	10,207,312.00
32007	IMAM BUTTON INDUSTRIES LTD	Z	-6.88	93.00	86.60	25,980.00

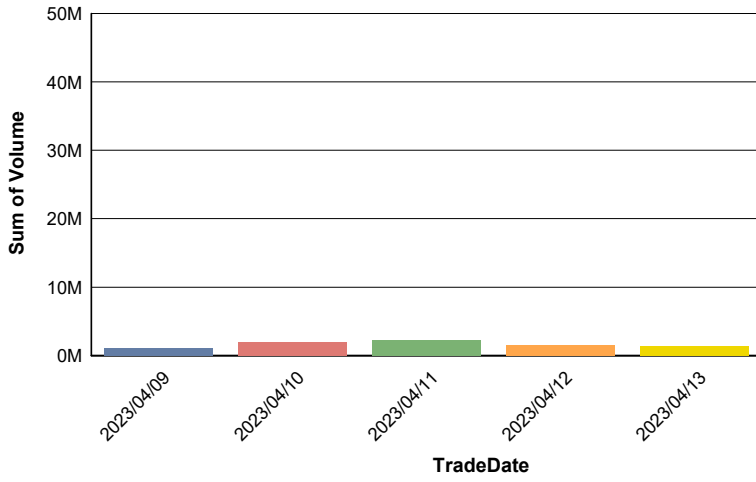
TOP TEN COMPANIES BY TURNOVER

Scrip ID	Scrip Name	Turnover (BDT)	Volume
26002	BANGLADESH SUBMARINE CABLE CO.	45,816,000.00	230,000
32003	BEXIMCO LIMITED	28,891,651.10	245,663
22038	MIDLAND BANK LIMITED	15,438,686.30	1,137,905
14023	RANGPUR DAIRY & FOOD PROD. LTD	14,500,787.60	325,114
24010	AAMRA NETWORKS LIMITED	14,280,869.10	189,540
18011	SEA PEARL BEACH RESORT & SPA LIMITED	14,018,767.60	51,816
13037	NAVANA PHARMACEUTICALS LIMITED	11,485,284.60	174,621
25002	IDLC FINANCE LIMITED	11,321,279.80	246,103
32004	BD SHIPPING CORPORATION	10,625,273.20	85,657
24011	GENEX INFOSYS LIMITED	10,509,084.20	106,859

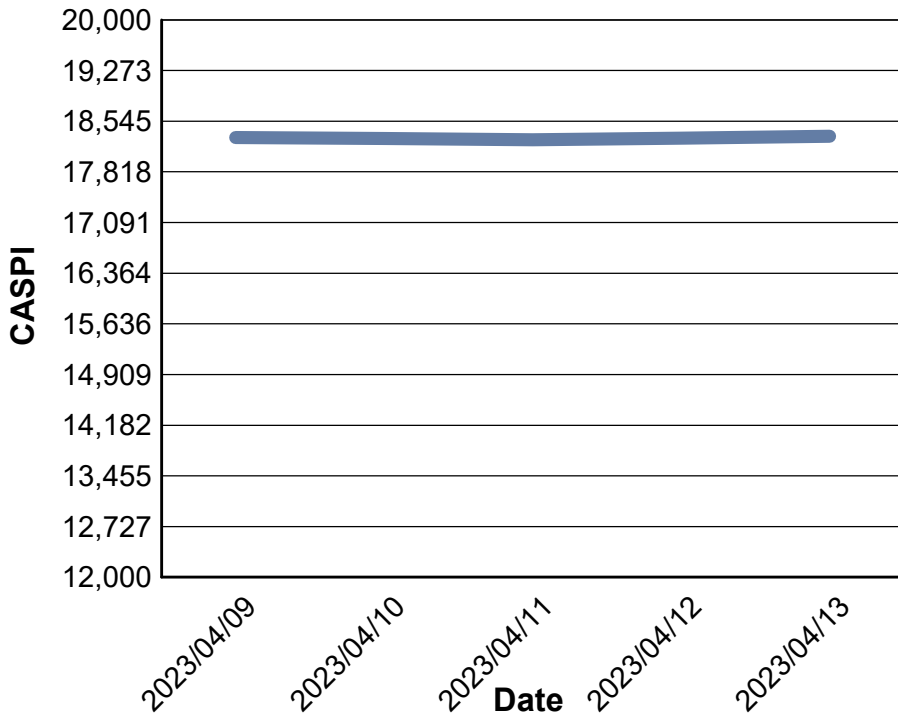
Data for Turnover Value



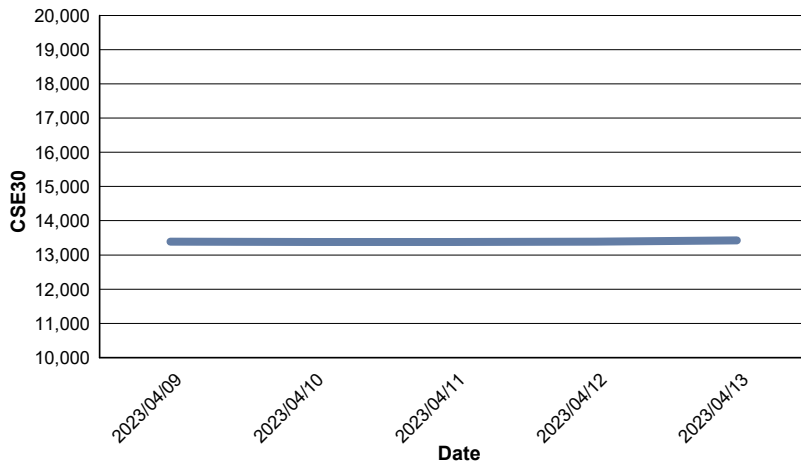
Data for Turnover Volume



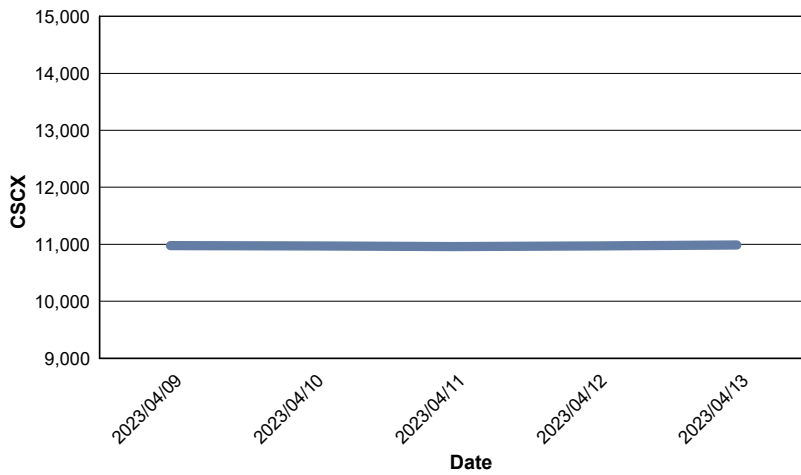
CASPI Index



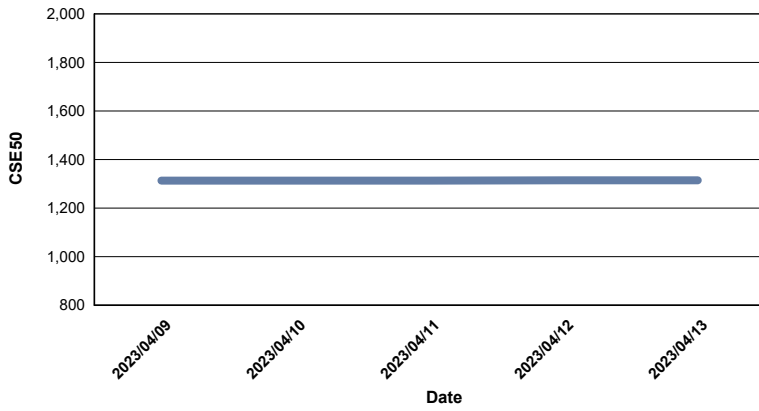
Index CSE30



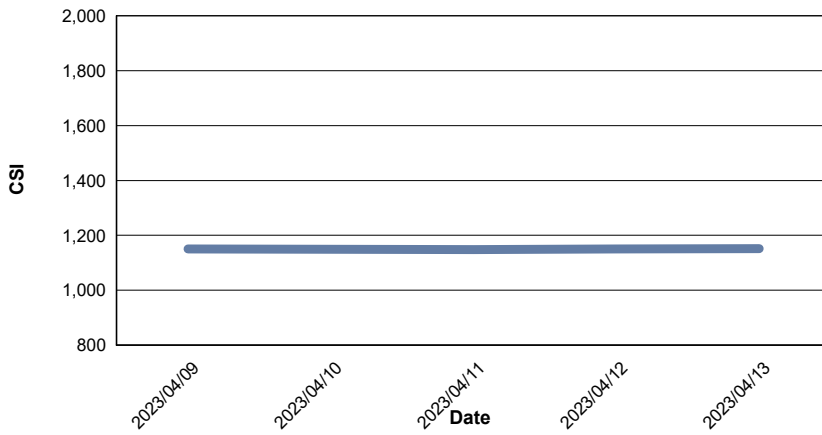
Index CSCX



Index CSE50



Index CSI



Index CSESMEX

