

Chittagong Stock Exchange

31-May-18

Weekly Market Summary

Week: 2018-05-27 to 2018-05-31 (5 days)

Total Turnover (BDT) :	1,062,009,101.00
Volume of Share (Nos):	32,008,040.00
Total Contact(Nos)	39,031
Total Scrip Traded	282

CATEGORY WISE TURNOVER		
Group	Turnover Value(BDT)	% of Total
A	877,508,740.70	82.61
B	68,246,258.50	6.42
N	106,441,088.10	10.02
Z	9,813,013.70	0.92

MAJOR INDICES IN THE WEEK					
Date	CASPI	CSE30	CSCX	CSE50	CSI
05/24/2018	16729.8228	15141.8078	10120.3846	1,254.16	1,121.36
05/31/2018	16491.1001	14940.4807	9976.6948	1,232.76	1,103.12
change in %	-1.4269	-1.3296	-1.4198	-1.71	-1.63

SCRIP PERFORMANCE IN THE WEEK	
Advanced	92
Declined	176
No Change	14
Total Traded Issues	282

TOP TEN GAINER COMPANIES BY CLOSING PRICE						
Scrip ID	Scrip Name	Category	Week		Closing	Turnover (BDT)
			Difference	Opening		
12012	ALIF INDUSTRIS LIMITED	A	17.60	89.20	104.90	11,410,916.60
12054	SHASHA DENIMS LTD.	A	13.51	54.00	61.30	30,883,352.30
11031	STANDARD INSURANCE LIMITED	A	13.02	28.40	32.10	47,875.10
12031	SAFKO SPINNING MILLS LTD	B	12.35	17.00	19.10	9,047,251.10
14021	BEACH HATCHERY LTD.	Z	11.62	12.90	14.40	213,642.80
19010	KHULNA PRINTING & PACKAGING LTC	Z	10.58	8.50	9.40	91,272.00
20010	KHULNA POWER COMPANY LIMITED	A	10.44	56.50	62.40	11,712,379.80
11038	DHAKA INSURANCE LIMITED	A	9.75	20.50	22.50	22.50
21019	ICB AMCL SECOND MUTUAL FUND	A	9.58	7.30	8.00	51,950.00
32007	IMAM BUTTON INDUSTRIES LTD	Z	9.28	28.00	30.60	179,275.30

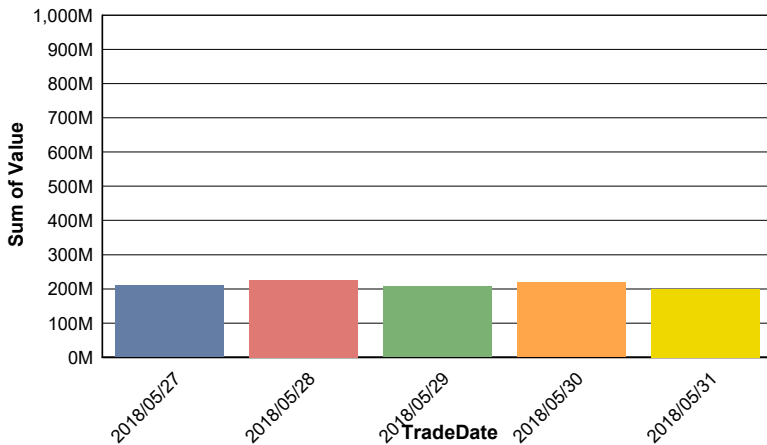
TOP TEN LOSER COMPANIES BY CLOSING PRICE

Scrip ID	Scrip Name	Category	Week Difference	Opening	Closing	Turnover (BDT)
22005	RUPALI BANK LIMITED	A	-15.75	43.80	36.90	1,327,888.20
25019	NATIONAL HOUSING FIN.& INV.LTD	A	-12.82	39.00	34.00	41,583.00
22016	N C C BANK LIMITED	A	-12.02	15.80	13.90	5,755,536.40
11035	ASIA INSURANCE LIMITED	A	-11.60	18.10	16.00	74,229.20
25015	INT'L LEASING & FINANCIAL SERV	B	-11.11	16.20	14.40	1,403,120.40
22003	NATIONAL BANK LIMITED	A	-11.00	10.90	9.70	10,057,496.20
11024	SONAR BANGLA INSURANCE LTD.	A	-10.19	15.70	14.10	213,922.90
16015	EASTERN CABLES LIMITED	Z	-10.17	183.70	165.00	582,475.20
10004	POPULAR LIFE INSURANCE CO.LTD.	A	-9.63	95.50	86.30	3,452.00
25006	PEOPLE'S LEASING & FIN'L SERV.	Z	-9.00	10.00	9.10	438,324.20

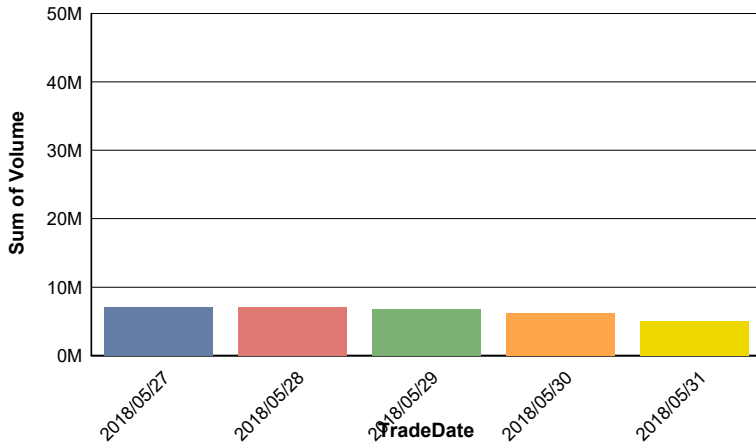
TOP TEN COMPANIES BY TURNOVER

Scrip ID	Scrip Name	Turnover (BDT)	Volume
32003	BEXIMCO LIMITED	107,492,372.30	3,905,983
13002	SQUARE PHARMACEUTICALS LIMITED	73,595,587.50	257,879
20020	INTRACO REFUELING STATION LTD.	65,381,100.00	1,197,035
26001	GRAMEENPHONE LIMITED	56,955,506.70	134,256
22025	EASTERN BANK LIMITED	36,643,013.50	1,031,690
16032	BANGLADESH STEEL RE-ROLLING MILLS LTC	33,876,871.40	316,269
12054	SHASHA DENIMS LTD.	30,883,352.30	513,661
13032	ADVENT PHARMA LIMITED	28,921,345.40	650,576
12062	SHEPHERD INDUSTRIES LIMITED	26,635,143.80	833,560
16037	NAHEE ALUMINUM COMPOSITE PANEL LTD.	25,823,536.80	513,224

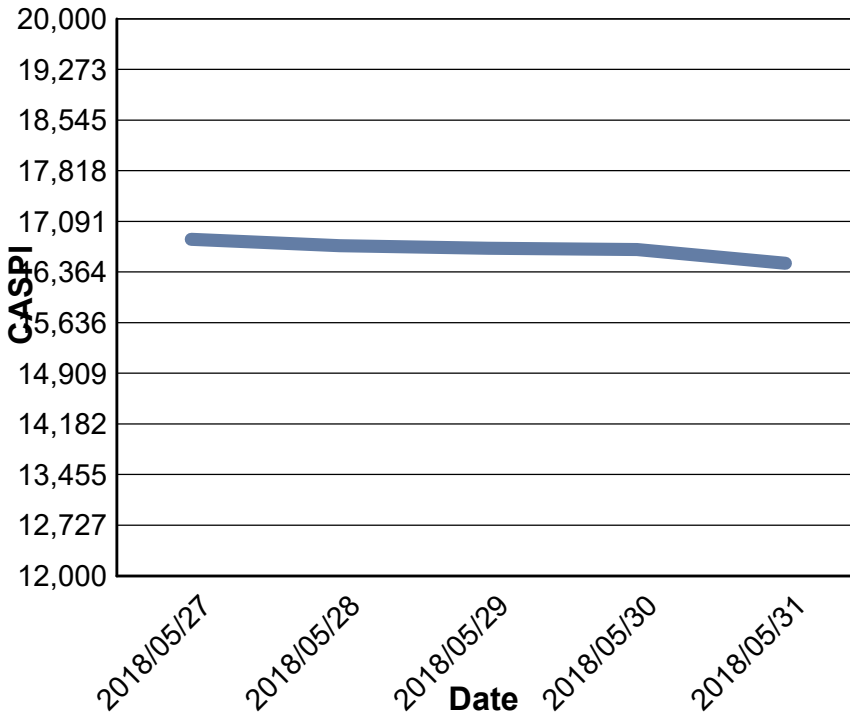
Data for Turnover Value



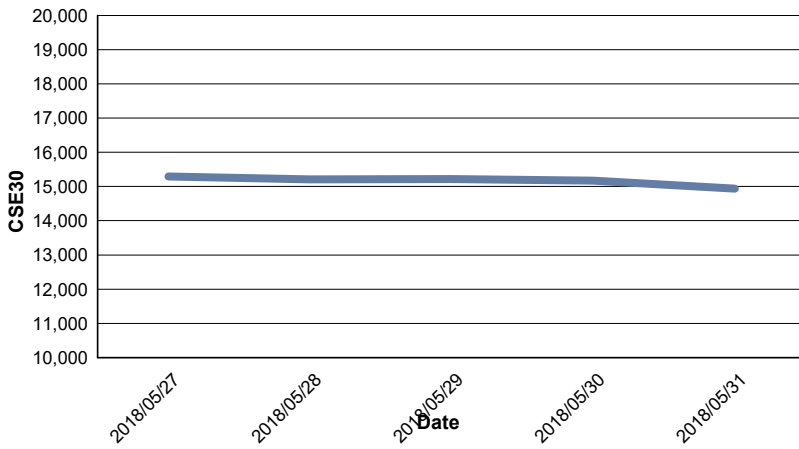
Data for Turnover Volume



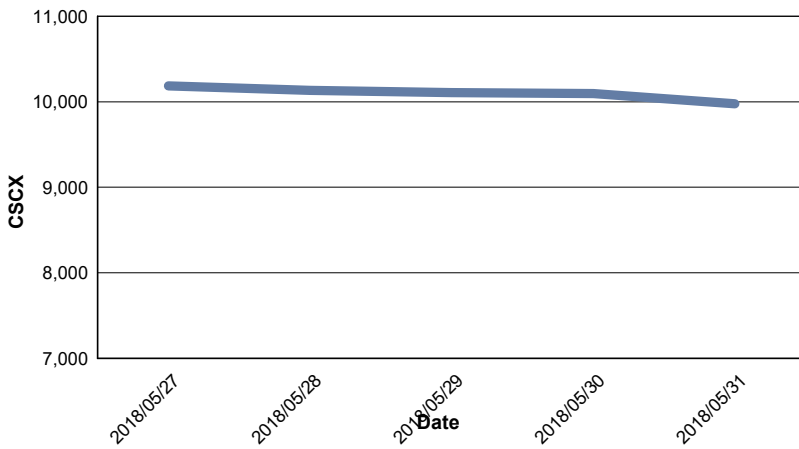
CASPI Index



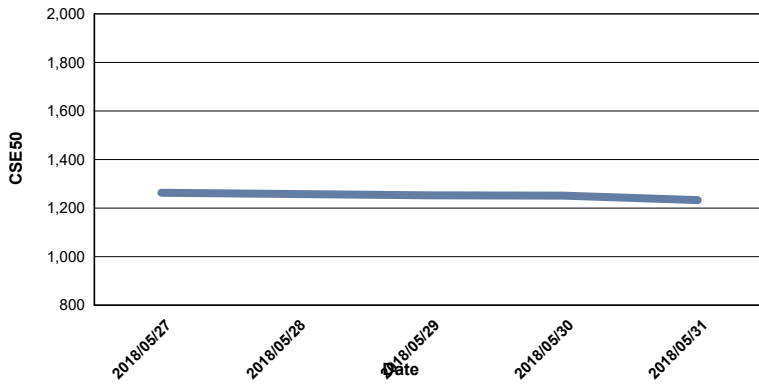
Index CSE30



Index CSCX



Index CSE50



Index CSI

