

Chittagong Stock Exchange

06-Jun-24

Weekly Market Summary

Week: 2024-06-02 to 2024-06-06 (5 days)

Total Turnover (BDT) :	4,331,880,600.10
Volume of Share (Nos):	43,586,909.00
Total Contact(Nos)	20,082
Total Scrip Traded	315

CATEGORY WISE TURNOVER		
Group	Turnover Value(BDT)	% of Total
A	3,249,662,043.30	75.01
B	1,017,164,785.80	23.48
N	42,292,931.90	0.97
Z	22,760,839.10	0.53

MAJOR INDICES IN THE WEEK						
Date	CASPI	CSE30	CSCX	CSE50	CSI	CSESMEX
05/30/2024	15072.2006	11632.8823	9067.9173	1,079.09	982.71	3,203.41
06/06/2024	14946.8458	11508.1008	8989.2620	1,069.51	974.87	3,163.63
change in %	-0.8317	-1.0727	-0.8674	-0.89	-0.80	-1.24

SCRIP PERFORMANCE IN THE WEEK	
Advanced	126
Declined	160
No Change	29
Total Traded Issues	315

TOP TEN GAINER COMPANIES BY CLOSING PRICE						
Scrip ID	Scrip Name	Category	Week Difference	Opening	Closing	Turnover (BDT)
17602	CRAFTSMAN FOOTWEAR & ACCESSC	N	59.76	25.60	40.90	3,424,359.80
12051	TUNG HAI KNITTING & DYEING LTD.	Z	33.33	3.60	4.80	316,102.50
13028	CENTRAL PHARMACEUTICALS LTD.	B	23.03	16.50	20.30	6,091,358.20
10015	TRUST ISLAMI LIFE INSURANCE LTD.	B	20.23	42.00	50.50	3,596,285.10
13026	GLOBAL HEAVY CHEMICALS LIMITED	B	20.12	31.30	37.60	504,780.10
16040	COPPERTECH INDUSTRIES LTD.	B	19.35	27.90	33.30	1,719,803.90
17010	FORTUNE SHOES LIMITED	B	19.29	28.50	34.00	11,908,406.60
10010	RUPALI LIFE INSURANCE CO. LTD.	A	18.88	154.10	183.20	86,563,122.00
32018	DESHBANDHU POLYMER LIMITED	B	16.06	24.90	28.90	424,848.10
12023	DELTA SPINNERS LIMITED	Z	15.21	4.60	5.30	117,953.40

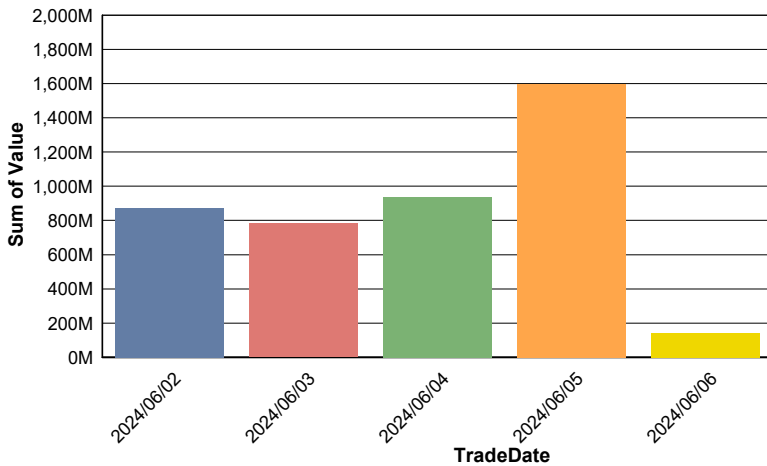
TOP TEN LOSER COMPANIES BY CLOSING PRICE

Scrip ID	Scrip Name	Category	Week Difference	Opening	Closing	Turnover (BDT)
21053	ICB AMCL CMSF GOLDEN JUBILEE ML	A	-19.48	19.50	15.70	197,324.60
20014	GBB POWER LIMITED	Z	-18.36	9.80	8.00	24,670.60
21045	SEML LECTURE EQUITY MANAGEMEN	A	-16.47	8.50	7.10	35,500.00
25008	PREMIER LEASING & FINANCE LTD	Z	-15.90	4.40	3.70	5,735.50
19003	SONALI PAPER & BOARD MILLS LIMIT	A	-14.51	349.90	299.10	20,364.00
11021	NITOL INSURANCE COMPANY LTD	A	-13.16	35.70	31.00	620.00
11037	PROVATI INSURANCE CO. LTD	A	-13.10	37.40	32.50	30,543.90
24013	eGENERATION LIMITED	A	-12.12	43.70	38.40	902,104.40
13008	ORION INFUSION LIMITED	A	-11.02	578.80	515.00	2,329,892.00
11029	CONTINENTAL INSURANCE LIMITED	A	-10.76	32.50	29.00	337,276.20

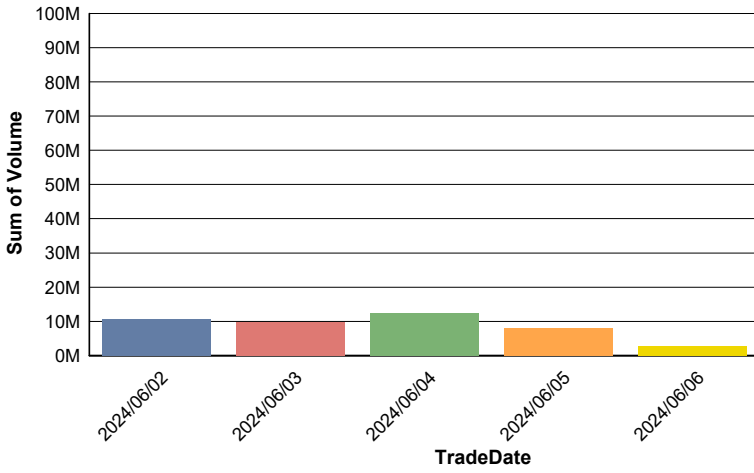
TOP TEN COMPANIES BY TURNOVER

Scrip ID	Scrip Name	Turnover (BDT)	Volume
32009	BRITISH AMERICAN TOBACCO BD CO	1,839,903,296.60	5,792,423
13038	JMI HOSPITAL REQUISITE MFG. LTD.	806,885,795.00	11,077,580
13002	SQUARE PHARMACEUTICALS PLC.	413,667,857.00	1,998,968
20008	MEGHNA PETROLEUM LIMITED	403,926,189.60	2,040,028
15003	MEGHNA CEMENT MILLS LIMITED	310,292,521.20	3,641,931
10010	RUPALI LIFE INSURANCE CO. LTD.	86,563,122.00	493,482
14022	FINE FOODS LIMITED	40,163,500.00	228,400
12024	H.R.TEXTILE MILLS LIMITED	36,134,270.20	868,052
26003	ROBI AXIATA LIMITED	35,282,670.60	1,596,221
14028	TAUFIKA FOODS & LOVELLO ICECREAM PLC.	28,630,879.10	337,910

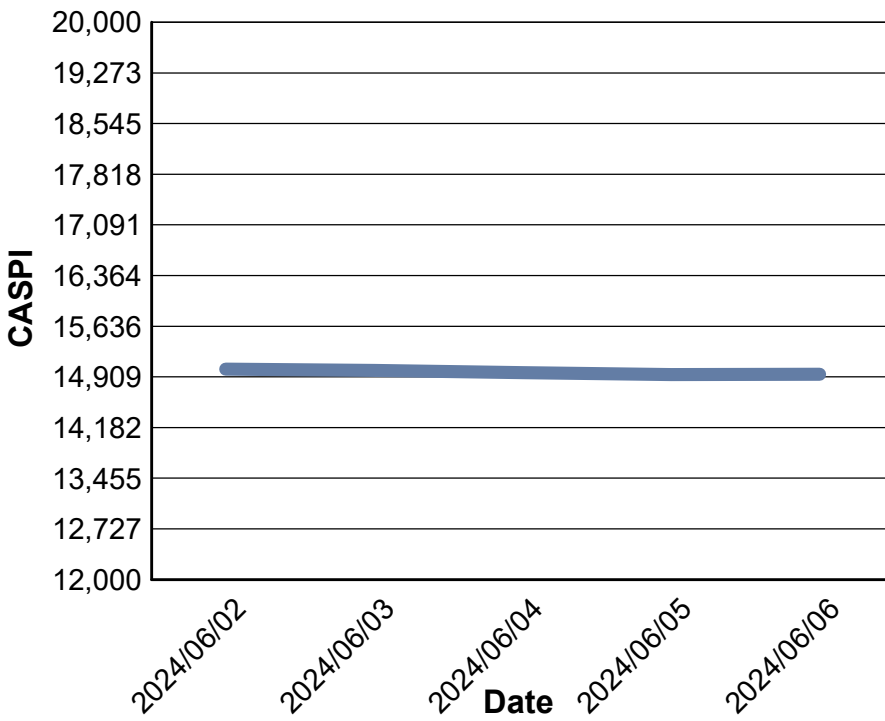
Data for Turnover Value



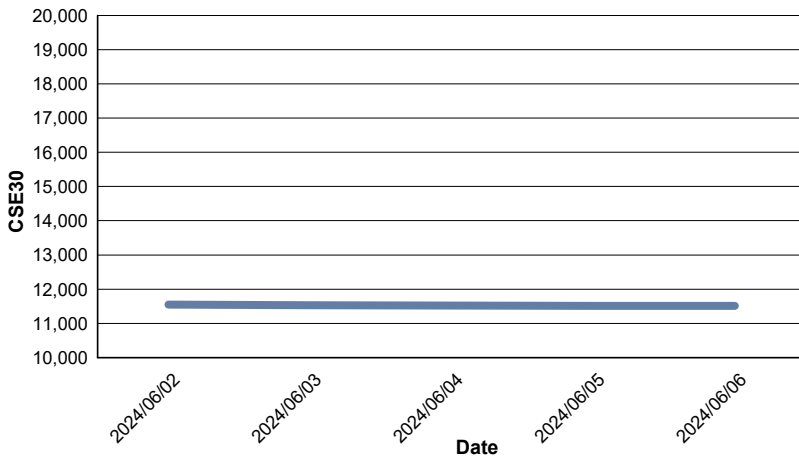
Data for Turnover Volume



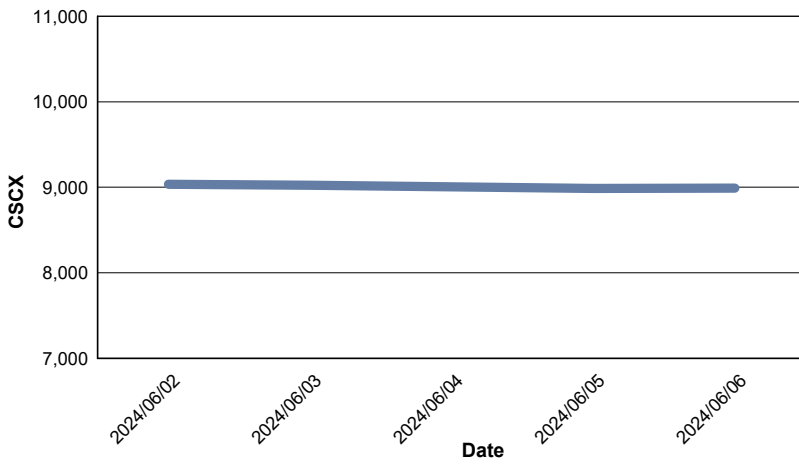
CASPI Index



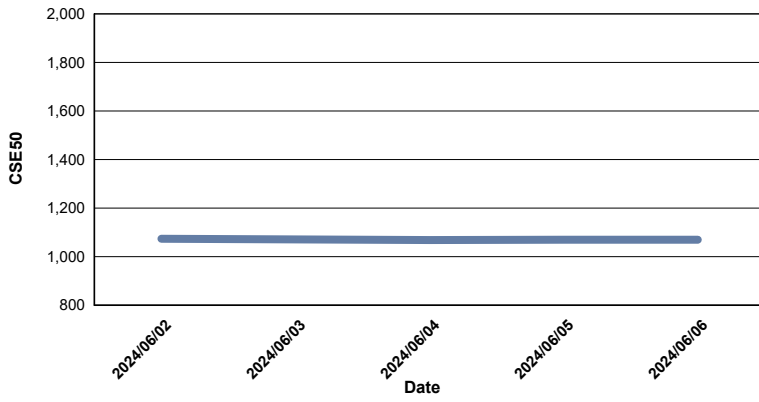
Index CSE30



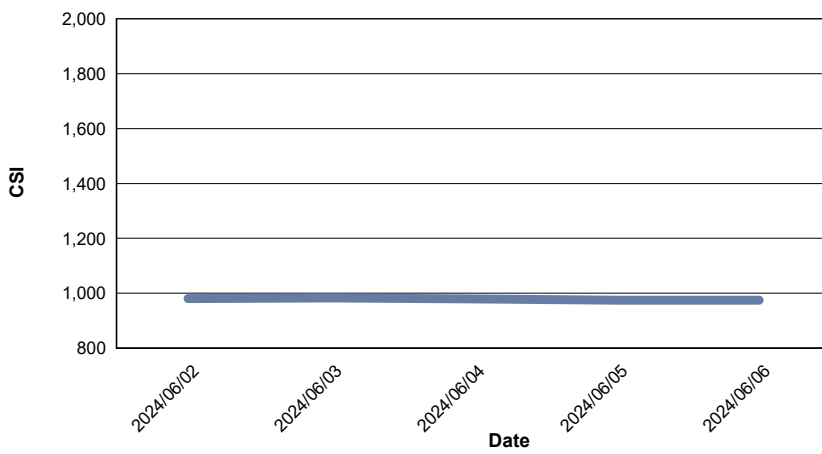
Index CSCX



Index CSE50



Index CSI



Index CSESMEX

