

Chittagong Stock Exchange

07-Nov-19

Weekly Market Summary

Week: 2019-11-03 to 2019-11-07 (5 days)

Total Turnover (BDT) :	1,481,252,227.90
Volume of Share (Nos):	37,976,567.00
Total Contact(Nos)	29,675
Total Scrip Traded	308

CATEGORY WISE TURNOVER		
Group	Turnover Value(BDT)	% of Total
A	1,308,330,179.40	88.32
B	59,055,056.50	3.98
N	98,163,945.90	6.63
Z	15,703,046.10	1.06

MAJOR INDICES IN THE WEEK					
Date	CASPI	CSE30	CSCX	CSE50	CSI
10/31/2019	14221.7872	12612.8044	8646.1124	1,057.77	920.16
11/07/2019	14483.2732	12767.8939	8798.6153	1,073.39	934.94
change in %	1.8386	1.2296	1.7638	1.48	1.61

SCRIP PERFORMANCE IN THE WEEK	
Advanced	208
Declined	75
No Change	25
Total Traded Issues	308

TOP TEN GAINER COMPANIES BY CLOSING PRICE						
Scrip ID	Scrip Name	Category	Week		Closing	Turnover (BDT)
			Difference	Opening		
19009	HAKKANI PULP & PAPER MILLS LTD	B	37.31	33.50	46.00	1,058,575.60
20014	GBB POWER LIMITED	Z	25.89	11.20	14.10	4,828,475.10
12047	MOZAFFAR HOSSAIN SPINNING MILL	B	25.33	7.50	9.40	388,878.70
16028	SHURWID INDUSTRIES LTD.	A	23.55	24.20	29.90	5,931,803.10
12023	DELTA SPINNERS LIMITED	Z	23.07	3.90	4.80	305,780.60
25022	FAREAST FINANCE & INVESTMENT L	Z	21.73	2.30	2.80	150,930.00
16017	BD WELDING ELECTRODES LIMITED	Z	20.71	14.00	16.90	11,845.40
19008	MIRACLE INDUSTRIES LIMITED	B	19.74	15.70	18.80	3,530,673.20
14025	GOLDEN HARVEST AGRO INDS LTD.	A	18.97	19.50	23.20	1,390,810.10
12058	REGENT TEXTILE MILLS LTD.	B	18.94	9.50	11.30	1,834,907.10

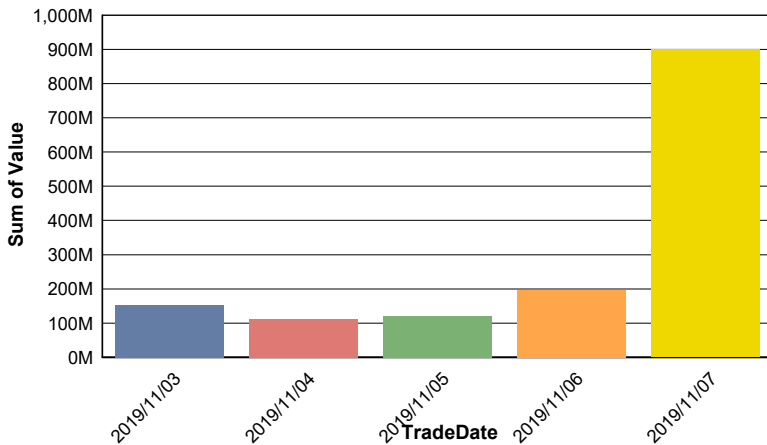
TOP TEN LOSER COMPANIES BY CLOSING PRICE

Scrip ID	Scrip Name	Category	Week Difference	Opening	Closing	Turnover (BDT)
11038	DHAKA INSURANCE LIMITED	A	-10.20	39.20	35.20	311,233.40
16030	WESTERN MARINE SHIPYARD LTD.	A	-9.60	12.50	11.30	4,942,853.10
21049	SEML IBBL SHARIAH FUND	A	-9.09	8.80	8.00	789,116.00
21041	NCCBL MUTUAL FUND-1	A	-8.47	5.90	5.40	55,555.60
17009	BATA SHOE COMPANY (BD) LIMITED	A	-7.86	883.60	814.10	352,783.50
14027	EMERALD OIL INDUSTRIES LIMITED	Z	-7.36	16.30	15.10	145,478.50
14005	AGRICULTURAL MARKETING CO LTD	A	-6.96	192.50	179.10	2,691.30
21025	PHOENIX FIN. 1ST MUTUAL FUND	A	-6.66	6.00	5.60	471,874.70
15011	PREMIER CEMENT MILLS LIMITED	A	-6.35	55.10	51.60	38,146.60
11035	ASIA INSURANCE LIMITED	A	-6.34	25.20	23.60	13,003.10

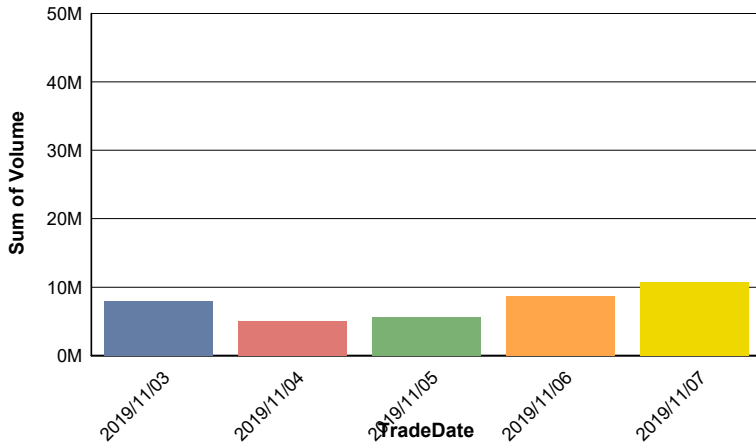
TOP TEN COMPANIES BY TURNOVER

Scrip ID	Scrip Name	Turnover (BDT)	Volume
14026	OLYMPIC INDUSTRIES LIMITED	769,813,843.60	4,101,376
20019	Doreen Power Generations and Systems Limited	84,331,131.80	1,464,261
13035	SILCO PHARMACEUTICALS LIMITED	53,528,225.50	1,372,827
32003	BEXIMCO LIMITED	21,719,588.50	1,391,760
12066	VFS THREAD DYEING LIMITED	21,358,387.60	817,469
25010	LANKABANGLA FINANCE LIMITED	20,893,562.20	1,370,341
11034	MERCANTILE INSURANCE CO.LTD.	19,892,539.50	596,502
22031	THE PREMIER BANK LIMITED	17,252,228.40	1,399,273
16040	COPPERTECH INDUSTRIES LTD.	14,917,471.60	575,273
13032	ADVENT PHARMA LIMITED	14,576,446.40	561,944

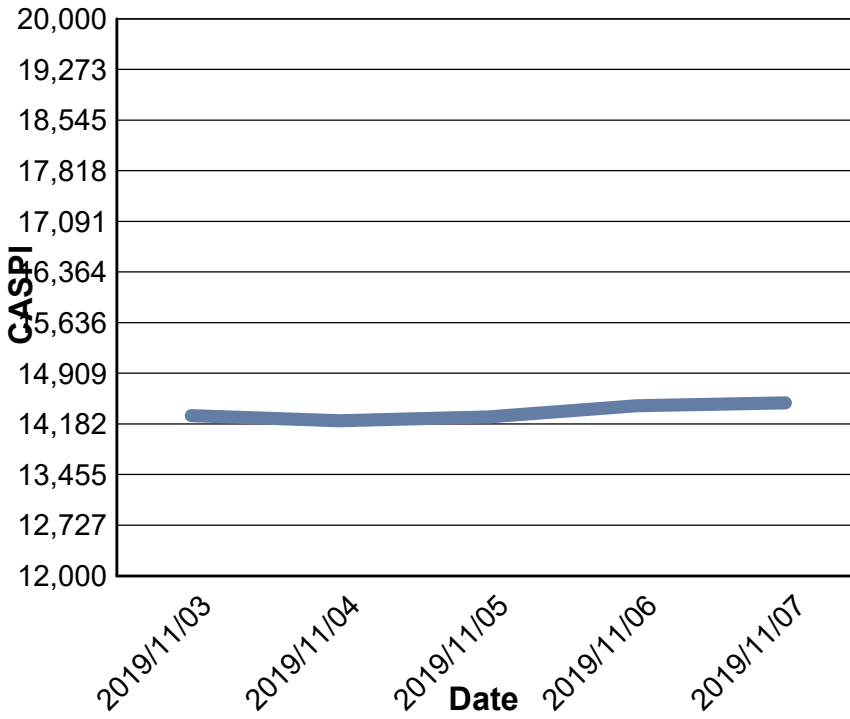
Data for Turnover Value



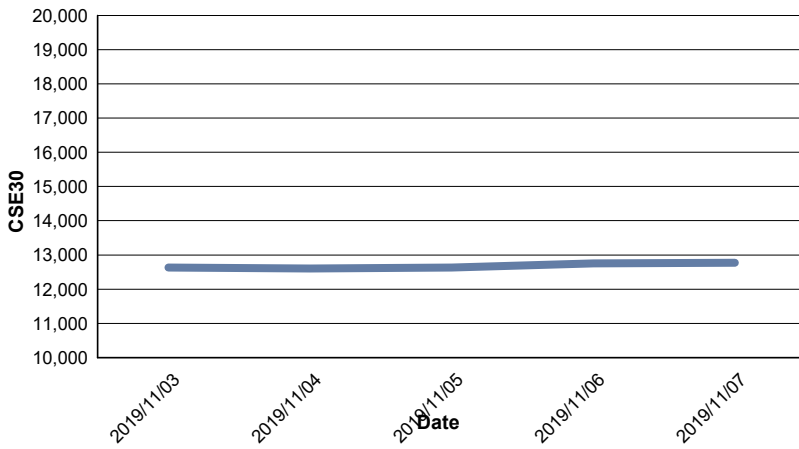
Data for Turnover Volume



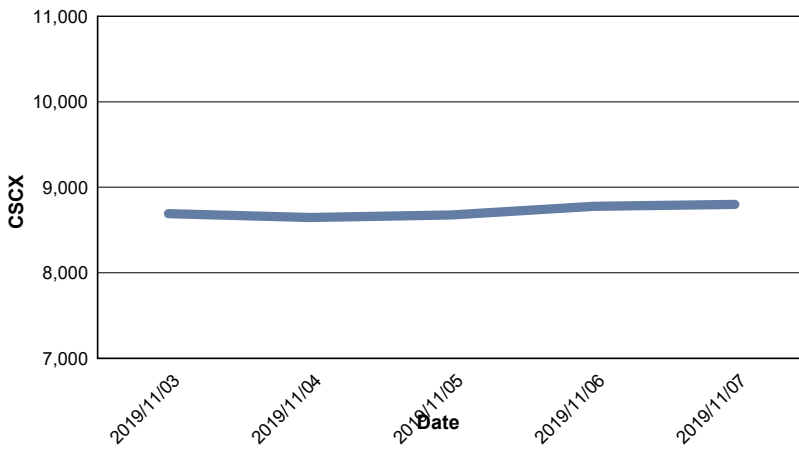
CASPI Index



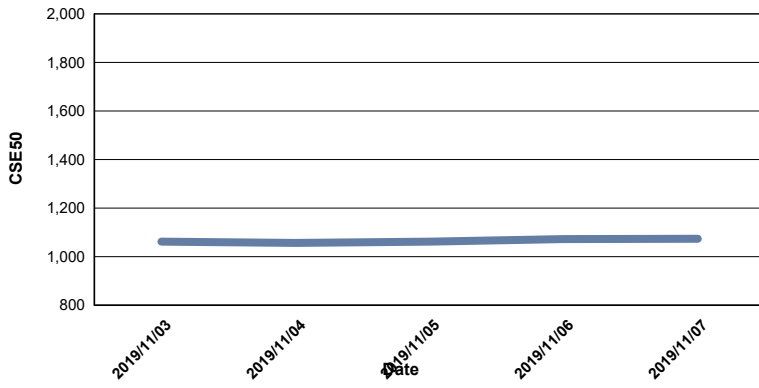
Index CSE30



Index CSCX



Index CSE50



Index CSI

