

# Chittagong Stock Exchange

12-Aug-21

## Weekly Market Summary

Week: 2021-08-09 to 2021-08-12 (4 days)

<b>Total Turnover (BDT) :</b>	4,083,937,262.00
<b>Volume of Share (Nos):</b>	187,049,062.00
<b>Total Contact(Nos)</b>	125,738
<b>Total Scrip Traded</b>	340

CATEGORY WISE TURNOVER		
Group	Turnover Value(BDT)	% of Total
A	2,351,629,847.80	57.55
B	1,339,481,207.50	32.78
N	281,020,747.90	6.87
Z	111,805,458.80	2.74

MAJOR INDICES IN THE WEEK					
Date	CASPI	CSE30	CSCX	CSE50	CSI
08/05/2021	19188.3317	14024.3494	11513.3221	1,388.61	1,222.07
08/12/2021	19515.3963	14392.7998	11702.0620	1,418.44	1,237.96
change in %	1.7045	2.6272	1.6393	2.15	1.30

SCRIP PERFORMANCE IN THE WEEK	
Advanced	172
Declined	158
No Change	10
Total Traded Issues	340

TOP TEN GAINER COMPANIES BY CLOSING PRICE						
Scrip ID	Scrip Name	Category	Week Difference	Opening	Closing	Turnover (BDT)
12032	TALLU SPINNING MILLS LIMITED	Z	40.96	8.30	11.70	6,552,059.40
25019	NATIONAL HOUSING FIN.& INV.LTD	A	29.57	47.00	60.90	14,606,470.60
32001	USMANIA GLASS SHEET FAC LTD	Z	26.03	62.60	78.90	2,031,400.20
16014	KAY & QUE (BANGLADESH) LTD	B	25.10	236.60	296.00	184,346.00
19008	MIRACLE INDUSTRIES LIMITED	B	23.77	36.60	45.30	36,814,884.90
16027	APPOLLO ISPAT COMPLEX LTD.	B	23.52	11.90	14.70	133,829,819.70
25009	ISLAMIC FINANCE & INVESTMENT	A	22.59	23.90	29.30	31,314,077.00
12033	MITHUN KNITTING AND DYEING	Z	22.14	14.90	18.20	1,516,502.20
22035	SBAC BANK LIMITED	N	21.00	10.00	12.10	14,903.90
21047	VANGUARD AML RUPALI BANK BALAN	A	18.75	9.60	11.40	154,909.60

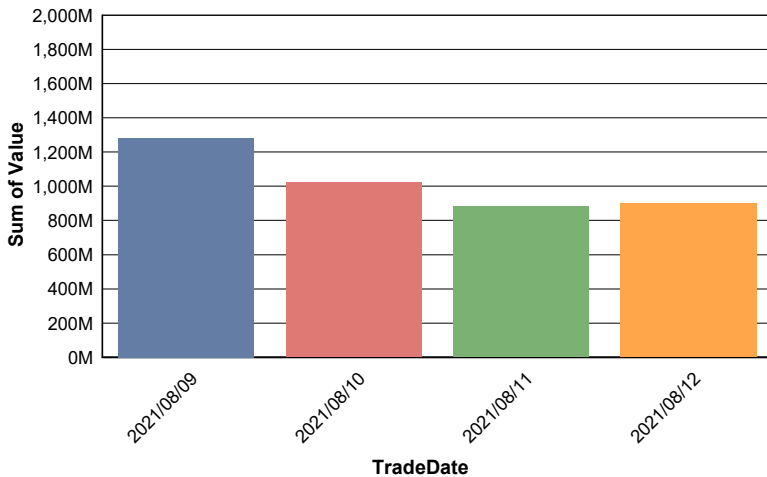
**TOP TEN LOSER COMPANIES BY CLOSING PRICE**

Scrip ID	Scrip Name	Category	Week Difference	Opening	Closing	Turnover (BDT)
10005	FAREAST ISLAMI LIFE INSURANCE	A	-19.16	60.00	48.50	413,925.50
16601	NIALCO ALLOYS LIMITED	N	-16.25	16.00	13.40	529,390.00
10007	PROGRESSIVE LIFE INS. CO. LTD	A	-15.65	123.90	104.50	186,180.30
21025	PHOENIX FIN. 1ST MUTUAL FUND	A	-12.50	11.20	9.80	1,107,880.20
11016	PRIME INSURANCE COMPANY LTD	A	-12.00	60.00	52.80	989,606.00
21019	ICB AMCL SECOND MUTUAL FUND	A	-11.47	12.20	10.80	222,590.30
14027	EMERALD OIL INDUSTRIES LIMITED	Z	-11.46	37.50	33.20	2,470,815.50
21044	ASIAN TIGER SANDHANI LIFE GROWT	A	-10.14	13.80	12.40	3,443,508.70
21022	PRIME BANK 1ST ICB AMCL MF	A	-9.09	8.80	8.00	213,840.00
21046	VANGUARD AML BD FINANCE MUTUA	A	-9.09	11.00	10.00	25,200.00

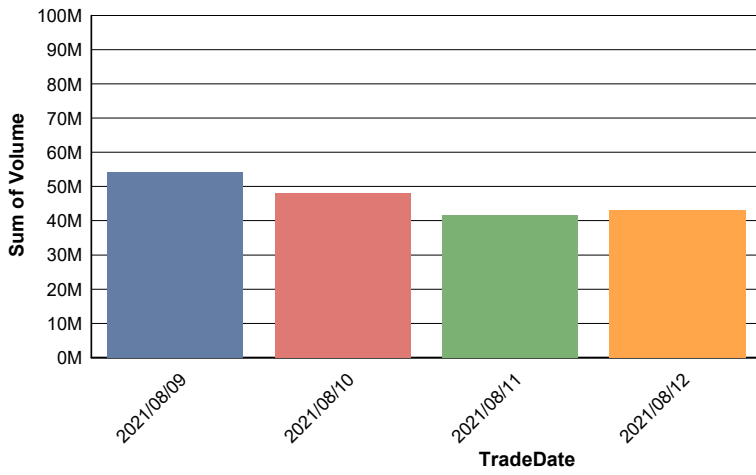
**TOP TEN COMPANIES BY TURNOVER**

Scrip ID	Scrip Name	Turnover (BDT)	Volume
22010	INTL FINANCE INV & COMM BANK	192,459,944.60	12,073,599
11034	MERCANTILE INSURANCE CO.LTD.	186,298,432.40	3,189,488
32003	BEXIMCO LIMITED	155,886,137.30	1,547,763
16027	APPOLLO ISPAT COMPLEX LTD.	133,829,819.70	10,024,725
25010	LANKABANGLA FINANCE LIMITED	116,522,649.60	3,096,468
21027	FIRST JANATA BANK MUTUAL FUND	109,611,527.30	12,682,513
13017	KEYA COSMETICS LIMITED	106,118,687.80	11,174,678
13028	CENTRAL PHARMACEUTICALS LTD.	92,015,677.20	4,208,577
20024	BARAKA PATENGA POWER LIMITED	88,546,441.30	1,996,954
26003	ROBI AXIATA LIMITED	82,273,486.90	1,925,000

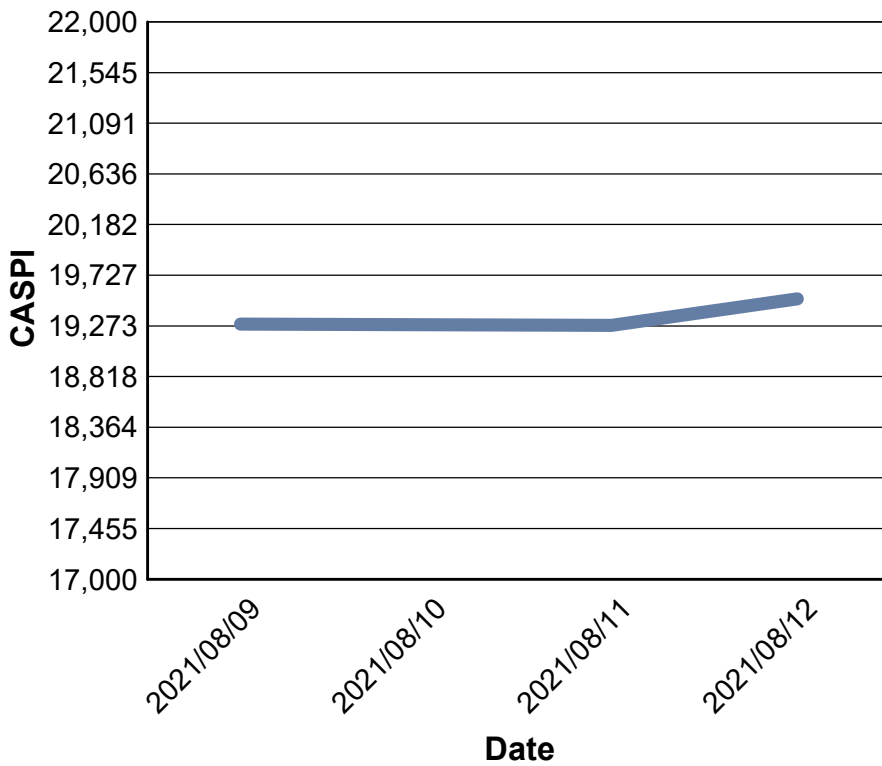
**Data for Turnover Value**



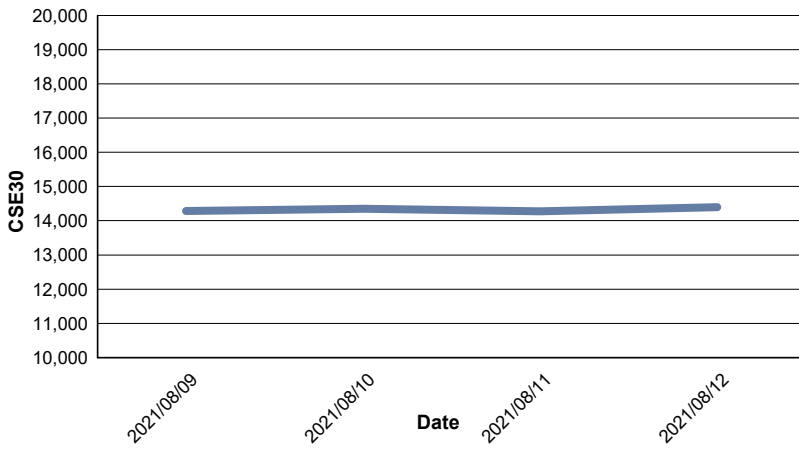
### Data for Turnover Volume



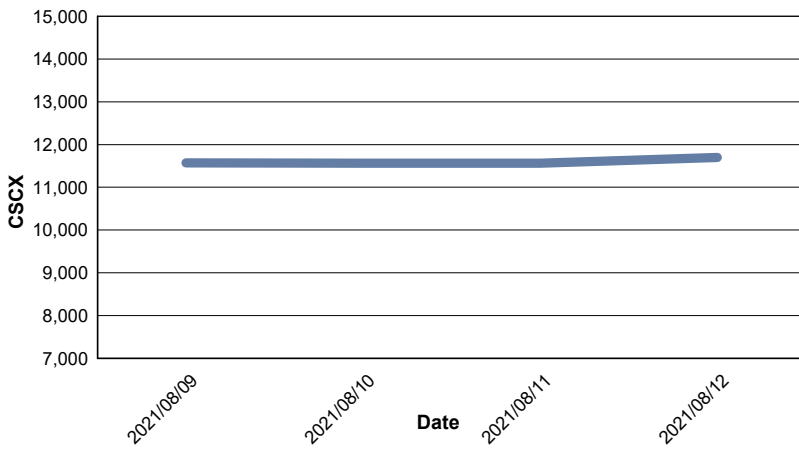
### CASPI Index



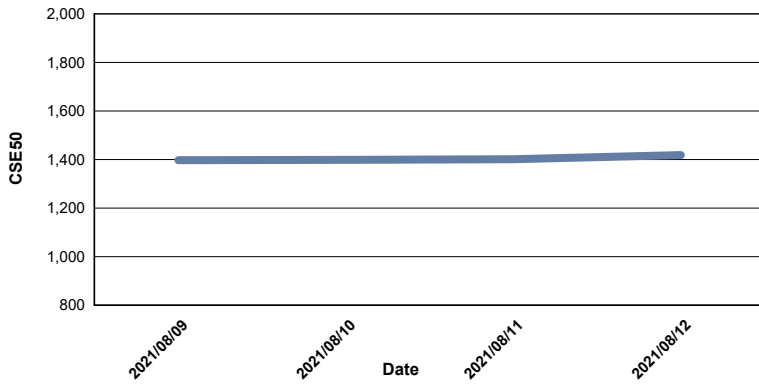
### Index CSE30



### Index CSCX



### Index CSE50



### Index CSI

