

# Chittagong Stock Exchange

23-Feb-23

## Weekly Market Summary

Week: 2023-02-19 to 2023-02-23 (Total 4 days Excluding 21st February 2023)

<b>Total Turnover (BDT) :</b>	633,513,121.30
<b>Volume of Share (Nos):</b>	7,270,239.00
<b>Total Contact(Nos)</b>	5,482
<b>Total Scrip Traded</b>	207

CATEGORY WISE TURNOVER		
Group	Turnover Value(BDT)	% of Total
A	600,715,039.90	94.82
B	31,632,550.70	4.99
N	878,237.40	0.14
Z	287,293.30	0.05

MAJOR INDICES IN THE WEEK						
Date	CASPI	CSE30	CSCX	CSE50	CSI	CSESMEX
02/16/2023	18427.9510	13319.9962	11046.7365	1,326.09	1,164.82	1,768.54
02/23/2023	18334.8424	13298.2339	10990.1770	1,325.35	1,157.45	1,702.97
change in %	-0.5053	-0.1634	-0.5120	-0.06	-0.63	-3.71

SCRIP PERFORMANCE IN THE WEEK	
Advanced	12
Declined	94
No Change	101
Total Traded Issues	207

TOP TEN GAINER COMPANIES BY CLOSING PRICE						
Scrip ID	Scrip Name	Category	Week Difference	Opening	Closing	Turnover (BDT)
10004	POPULAR LIFE INSURANCE CO.LTD.	A	9.18	68.60	74.90	239,365.00
14027	EMERALD OIL INDUSTRIES LIMITED	Z	5.80	31.00	32.80	206,147.50
10010	RUPALI LIFE INSURANCE CO. LTD.	A	5.23	86.00	90.50	219,048,490.60
14005	AGRICULTURAL MARKETING CO LTD	A	3.61	265.40	275.00	550.00
22013	PRIME BANK LIMITED	A	2.05	19.50	19.90	38,978.40
16001	AZIZ PIPES LIMITED	B	1.96	86.30	88.00	19,002.50
18011	SEA PEARL BEACH RESORT & SPA LII	A	1.88	281.70	287.00	230,250,078.80
24008	AAMRA TECHNOLOGIES LIMITED	A	1.79	33.40	34.00	769,310.00
22028	JAMUNA BANK LIMITED	A	0.46	21.40	21.50	21,500.00
22007	PUBALI BANK LIMITED	A	0.38	26.00	26.10	149,152.60

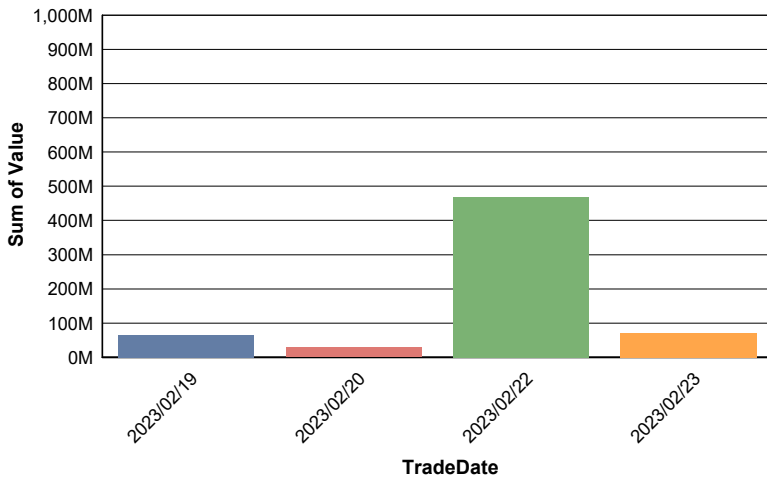
**TOP TEN LOSER COMPANIES BY CLOSING PRICE**

Scrip ID	Scrip Name	Category	Week Difference	Opening	Closing	Turnover (BDT)
10008	PRAGATI LIFE INSURANCE LTD.	A	-14.86	122.40	104.20	2,282,231.00
17002	Apex Footwear Limited	A	-13.42	331.50	287.00	690,087.80
11038	DHAKA INSURANCE LIMITED	A	-12.37	67.90	59.50	559,589.60
11006	CENTRAL INSURANCE COMPANY LTD	A	-11.46	41.00	36.30	54,450.00
32018	DESHBANDHU POLYMER LIMITED	B	-11.04	18.10	16.10	80.50
18004	SAMORITA HOSPITAL LIMITED	A	-10.96	73.90	65.80	3,290.00
11024	SONAR BANGLA INSURANCE LTD.	A	-10.29	51.50	46.20	9,240.00
10007	PROGRESSIVE LIFE INS. CO. LTD	A	-10.25	85.80	77.00	7,700.00
14601	BENGAL BISCUITS LIMITED	N	-9.94	85.50	77.00	77.00
13601	MAMUN AGRO PRODUCTS LIMITED	N	-9.82	17.30	15.60	15.60

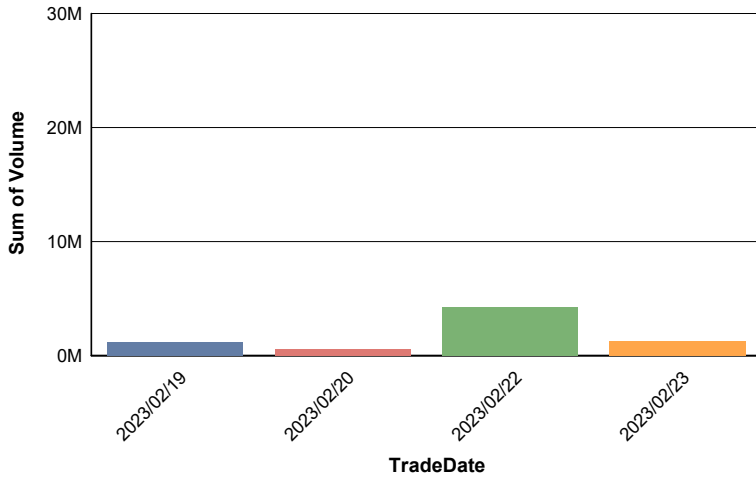
**TOP TEN COMPANIES BY TURNOVER**

Scrip ID	Scrip Name	Turnover (BDT)	Volume
18011	SEA PEARL BEACH RESORT & SPA LIMITED	230,250,078.80	842,234
10010	RUPALI LIFE INSURANCE CO. LTD.	219,048,490.60	2,458,683
11016	PRIME INSURANCE COMPANY LTD	22,275,000.00	275,000
16034	KDS ACCESSORIES LIMITED	14,483,700.00	188,100
12065	AMAN COTTON FIBROUS LTD.	12,890,400.00	492,000
23005	SHINEPUKUR CERAMICS LIMITED	8,508,739.00	191,505
24011	GENEX INFOSYS LIMITED	7,512,942.90	79,603
13027	ORION PHARMA LIMITED	6,922,281.00	83,912
32004	BD SHIPPING CORPORATION	6,363,828.00	47,060
15009	LAFARGE HOLCIM BANGLADESH LIMITED	6,137,615.00	95,745

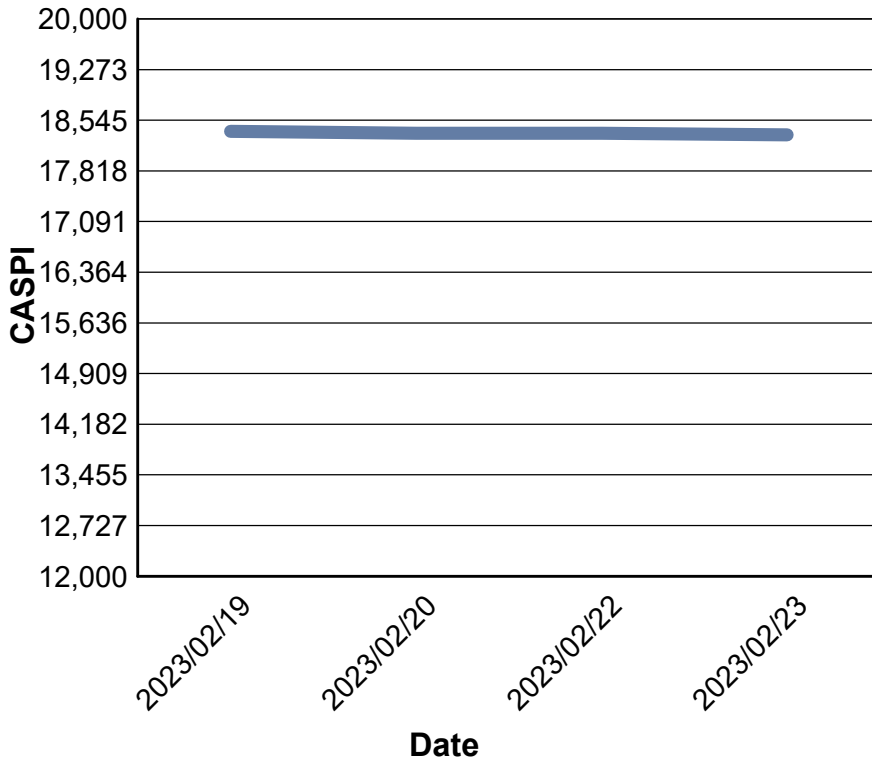
**Data for Turnover Value**



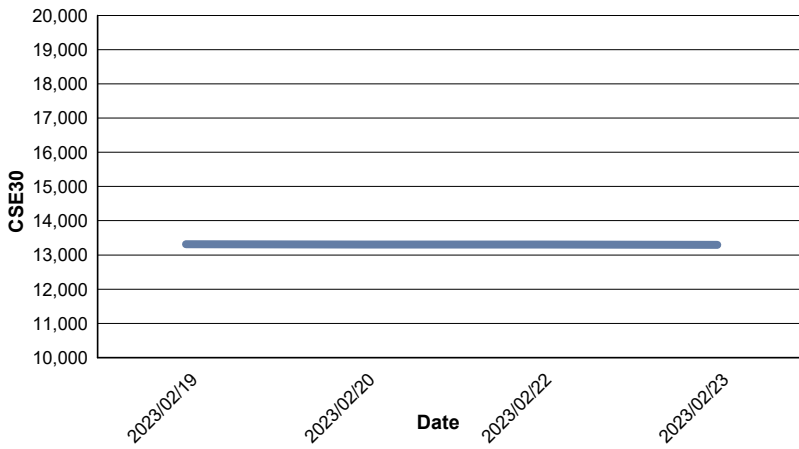
### Data for Turnover Volume



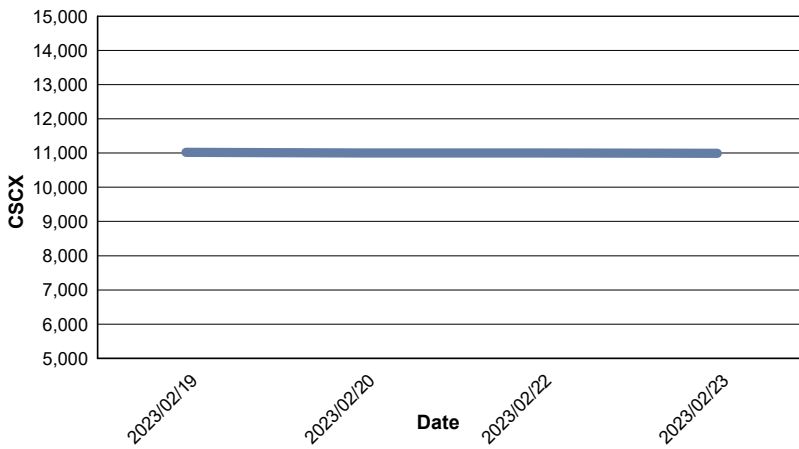
### CASPI Index



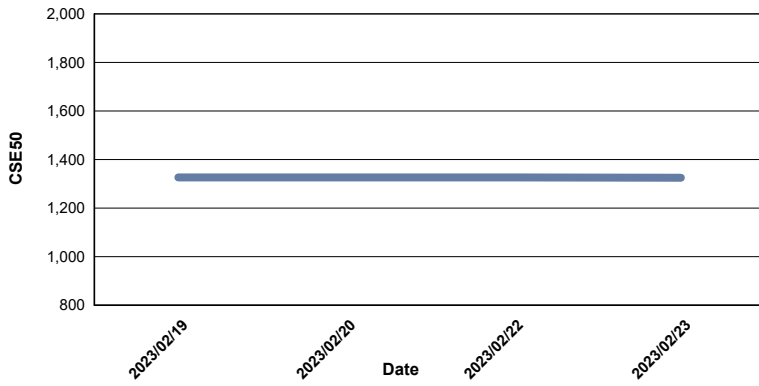
### Index CSE30



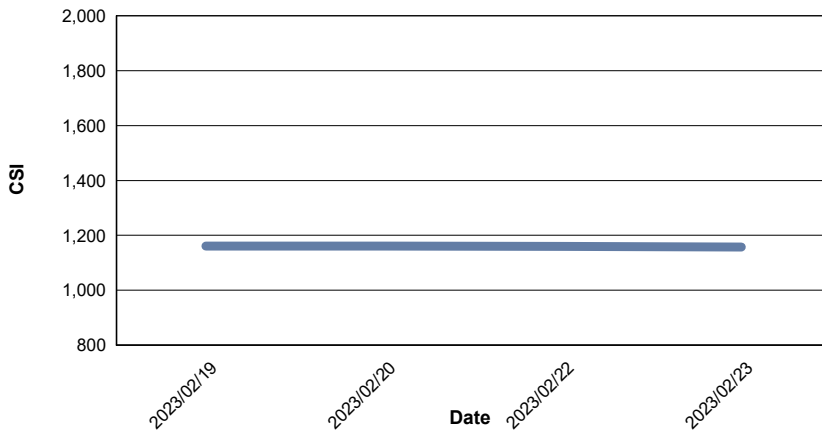
### Index CSCX



### Index CSE50



### Index CSI



### Index CSESMEX

