

Chittagong Stock Exchange

14-Mar-24

Weekly Market Summary

Week: 2024-03-10 to 2024-03-14 (5 days)

| | |
|-------------------------------|----------------|
| Total Turnover (BDT) : | 749,046,939.30 |
| Volume of Share (Nos): | 26,267,779.00 |
| Total Contact(Nos) | 23,517 |
| Total Scrip Traded | 328 |

| CATEGORY WISE TURNOVER | | |
|------------------------|---------------------|------------|
| Group | Turnover Value(BDT) | % of Total |
| A | 456,118,316.50 | 60.89 |
| B | 235,719,466.10 | 31.46 |
| N | 34,106,242.50 | 4.55 |
| Z | 23,102,914.20 | 3.08 |

| MAJOR INDICES IN THE WEEK | | | | | | |
|---------------------------|------------|------------|------------|----------|----------|----------|
| Date | CASPI | CSE30 | CSCX | CSE50 | CSI | CSESMEX |
| 03/07/2024 | 17550.7878 | 13040.1078 | 10535.8441 | 1,242.80 | 1,133.25 | 3,018.98 |
| 03/14/2024 | 17090.3729 | 12811.9323 | 10261.8991 | 1,209.98 | 1,108.50 | 3,009.73 |
| change in % | -2.6233 | -1.7498 | -2.6001 | -2.64 | -2.18 | -0.31 |

| SCRIP PERFORMANCE IN THE WEEK | |
|-------------------------------|-----|
| Advanced | 63 |
| Declined | 244 |
| No Change | 21 |
| Total Traded Issues | 328 |

| TOP TEN GAINER COMPANIES BY CLOSING PRICE | | | | | | |
|-------------------------------------------|---------------------------------|----------|-----------------|---------|---------|----------------|
| Scrip ID | Scrip Name | Category | Week Difference | Opening | Closing | Turnover (BDT) |
| 13039 | ASIATIC LABORATORIES LIMITED | N | 60.33 | 24.20 | 38.80 | 472,885.00 |
| 25006 | PEOPLE'S LEASING & FIN'L SERV. | Z | 53.33 | 3.00 | 4.60 | 1,152,825.80 |
| 19601 | WEB COATS PLC. | N | 46.00 | 10.00 | 14.60 | 51.00 |
| 16038 | S. S. STEEL LIMITED | B | 24.61 | 13.00 | 16.20 | 28,428,502.60 |
| 14025 | GOLDEN HARVEST AGRO INDS LTD. | B | 22.29 | 15.70 | 19.20 | 10,522,750.80 |
| 16021 | GOLDEN SON LIMITED | B | 21.98 | 19.10 | 23.30 | 17,833,772.10 |
| 32002 | ARAMIT LIMITED | A | 21.40 | 222.40 | 270.00 | 25,004.30 |
| 14028 | TAUFIKA FOODS & LOVELLO ICECRE/ | A | 14.46 | 47.00 | 53.80 | 118,729,003.60 |
| 16026 | BANGLADESH BUILDING SYSTEMS LT | B | 11.42 | 17.50 | 19.50 | 4,608,207.70 |
| 16042 | DOMINAGE STEEL BUILDING SYSTEM | B | 10.75 | 15.80 | 17.50 | 7,503,766.00 |

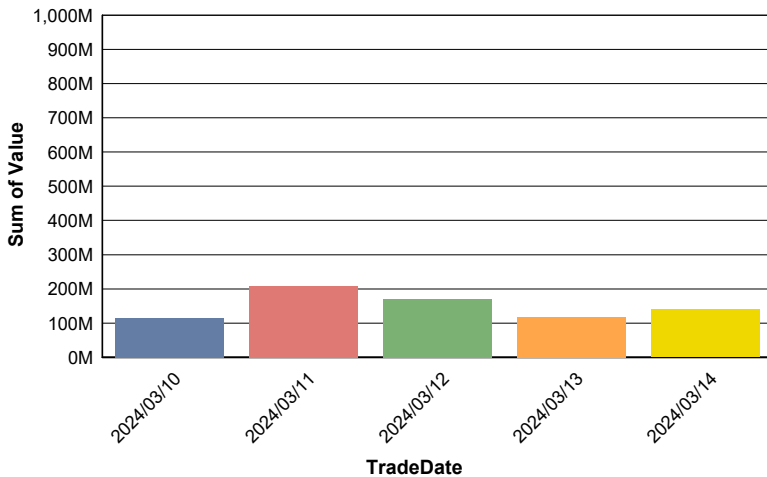
TOP TEN LOSER COMPANIES BY CLOSING PRICE

| Scrip ID | Scrip Name | Category | Week Difference | Opening | Closing | Turnover (BDT) |
|----------|-------------------------------|----------|-----------------|---------|---------|----------------|
| 25002 | IDLC FINANCE PLC. | A | -59.74 | 38.50 | 15.50 | 233,985.60 |
| 13008 | ORION INFUSION LIMITED | A | -20.02 | 730.00 | 583.80 | 505,040.50 |
| 11041 | CRYSTAL INSURANCE COMPANY LIM | A | -16.39 | 111.00 | 92.80 | 79,050.00 |
| 23004 | FU-WANG CERAMIC INDUSTRY LTD | B | -16.11 | 30.40 | 25.50 | 17,964,705.70 |
| 25005 | MIDAS FINANCING LIMITED | B | -15.96 | 11.90 | 10.00 | 173,940.00 |
| 12033 | MITHUN KNITTING AND DYEING | Z | -14.84 | 22.90 | 19.50 | 14,480.00 |
| 12058 | REGENT TEXTILE MILLS LTD. | Z | -14.06 | 6.40 | 5.50 | 96,251.10 |
| 32007 | IMAM BUTTON INDUSTRIES LTD | Z | -13.29 | 190.30 | 165.00 | 330,513.90 |
| 24010 | AAMRA NETWORKS LIMITED | A | -13.21 | 45.40 | 39.40 | 1,888,859.00 |
| 15002 | HEIDELBERG CEMENT BANGLADESH | A | -12.69 | 252.00 | 220.00 | 19,460.00 |

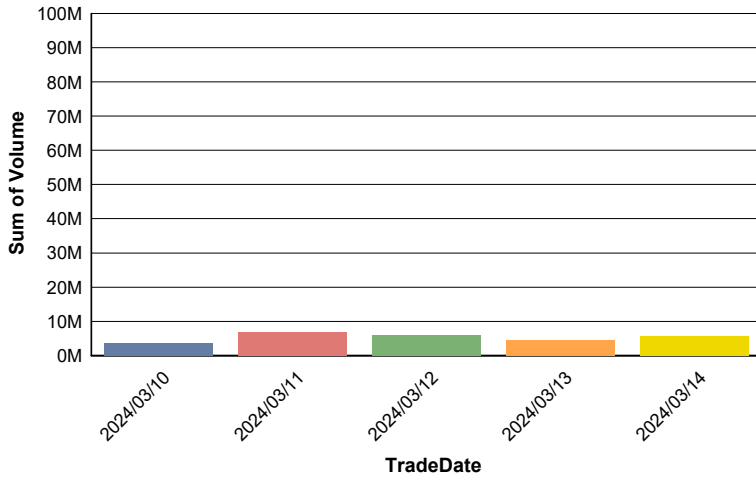
TOP TEN COMPANIES BY TURNOVER

| Scrip ID | Scrip Name | Turnover (BDT) | Volume |
|----------|---------------------------------------|----------------|-----------|
| 22025 | EASTERN BANK PLC. | 132,386,117.50 | 4,198,469 |
| 14028 | TAUFIKA FOODS & LOVELLO ICECREAM PLC. | 118,729,003.60 | 2,449,459 |
| 16038 | S. S. STEEL LIMITED | 28,428,502.60 | 1,838,571 |
| 32019 | KHAN BROTHERS PP WOVEN BAG INDUSTRI | 27,547,351.50 | 128,256 |
| 25019 | NATIONAL HOUSING FIN.& INV. PLC. | 20,148,648.00 | 552,500 |
| 22007 | PUBALI BANK LIMITED | 19,301,117.20 | 616,598 |
| 13013 | THE IBN SINA PHARMACEUTICALS PLC | 18,370,776.10 | 69,105 |
| 23004 | FU-WANG CERAMIC INDUSTRY LTD | 17,964,705.70 | 635,955 |
| 16021 | GOLDEN SON LIMITED | 17,833,772.10 | 810,806 |
| 18012 | BEST HOLDINGS LIMITED | 17,001,056.40 | 448,619 |

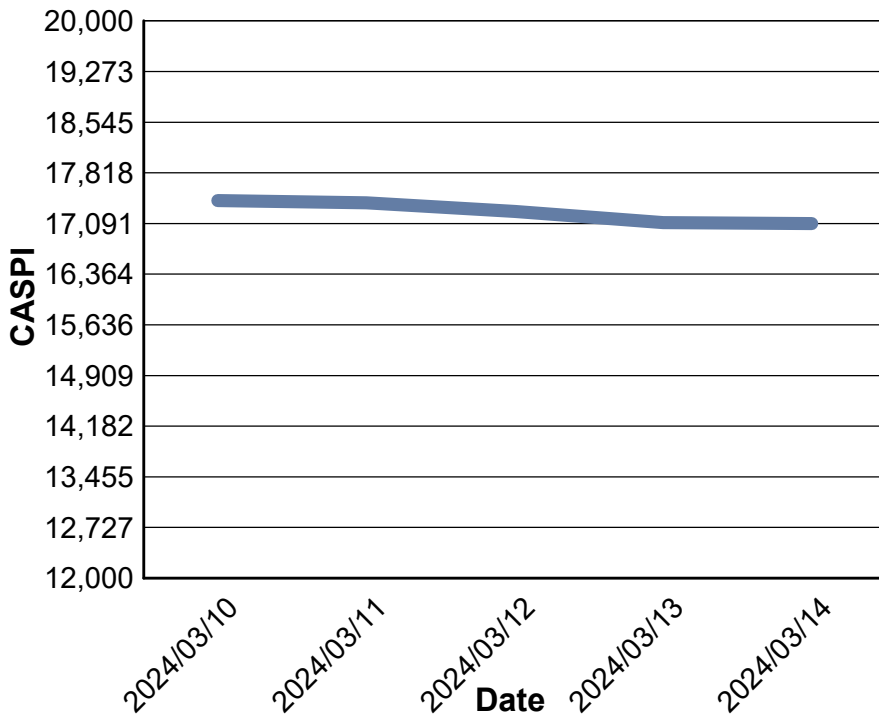
Data for Turnover Value



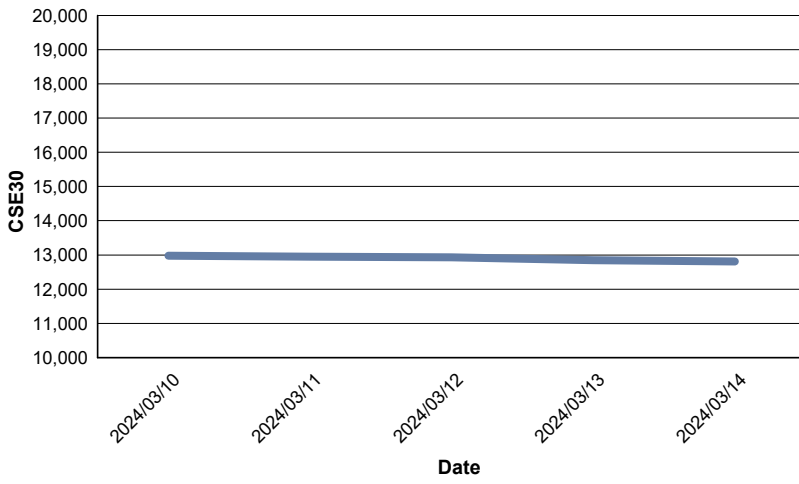
Data for Turnover Volume



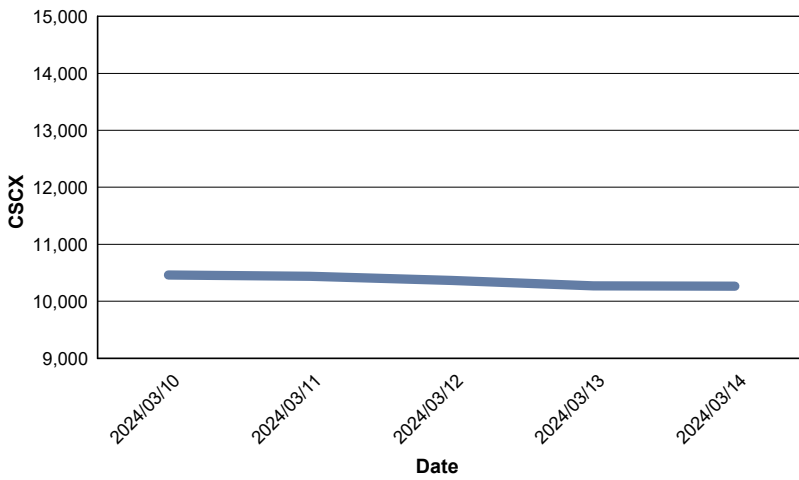
CASPI Index



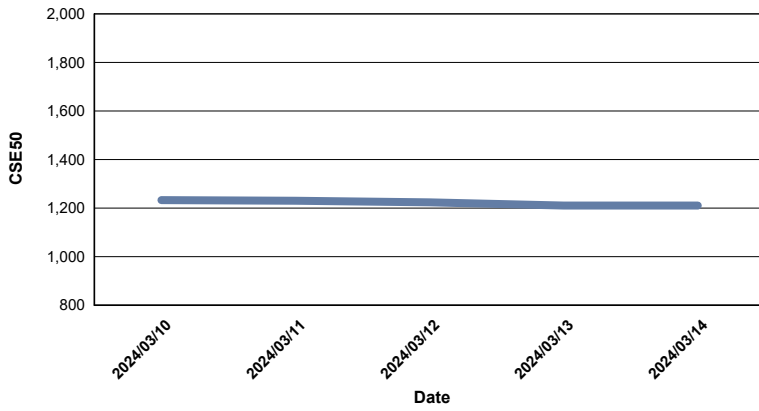
Index CSE30



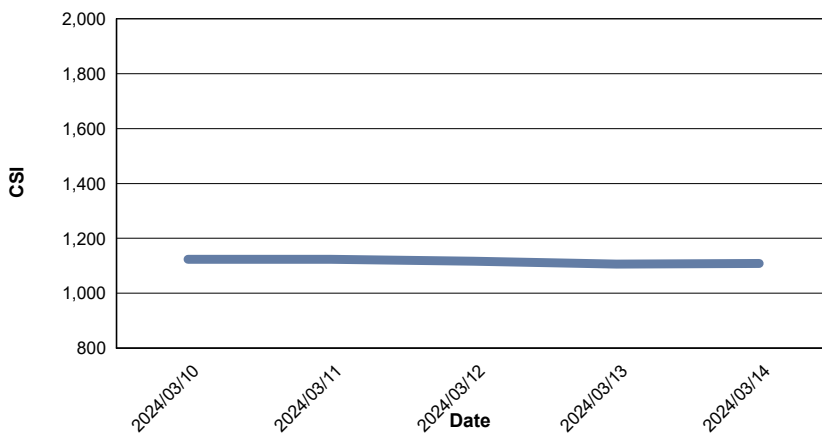
Index CSCX



Index CSE50



Index CSI



Index CSESMEX

