

Chittagong Stock Exchange

13-Jul-23

Weekly Market Summary

Week: 2023-07-09 to 2023-07-13 (5 days)

Total Turnover (BDT) :	861,428,141.60
Volume of Share (Nos):	36,858,199.00
Total Contact(Nos)	32,772
Total Scrip Traded	314

CATEGORY WISE TURNOVER		
Group	Turnover Value(BDT)	% of Total
A	392,917,350.40	45.61
B	385,881,652.50	44.79
N	36,102,276.00	4.19
Z	46,526,862.70	5.40

MAJOR INDICES IN THE WEEK						
Date	CASPI	CSE30	CSCX	CSE50	CSI	CSESMEX
07/06/2023	18720.8099	13398.2275	11187.2734	1,315.35	1,177.52	2,007.04
07/13/2023	18731.8811	13356.0916	11188.2834	1,316.06	1,179.63	2,321.41
change in %	0.0591	-0.3145	0.0090	0.05	0.18	15.66

SCRIP PERFORMANCE IN THE WEEK	
Advanced	70
Declined	95
No Change	149
Total Traded Issues	314

TOP TEN GAINER COMPANIES BY CLOSING PRICE						
Scrip ID	Scrip Name	Category	Week Difference	Opening	Closing	Turnover (BDT)
17601	MK FOOTWEAR PLC	N	59.65	17.60	28.10	117.50
13603	BD PAINTS LIMITED	N	46.50	20.00	29.30	1,225,572.90
14017	FU-WANG FOODS LIMITED	B	34.48	31.90	42.90	52,315,445.80
13028	CENTRAL PHARMACEUTICALS LTD.	B	29.66	11.80	15.30	21,853,031.00
16601	NIALCO ALLOYS LIMITED	N	20.08	45.80	55.00	111,653.00
13604	AL-MADINA PHARMACEUTICALS LIMIF	N	20.00	47.50	57.00	109,000.00
16030	WESTERN MARINE SHIPYARD LTD.	B	18.91	11.10	13.20	19,578,612.10
22005	RUPALI BANK LIMITED	B	18.08	29.30	34.60	6,322,082.50
12042	Generation Next Fashions Ltd.	B	13.88	7.20	8.20	55,709,641.20
23004	FU-WANG CERAMIC INDUSTRY LTD	B	12.83	18.70	21.10	33,524,558.20

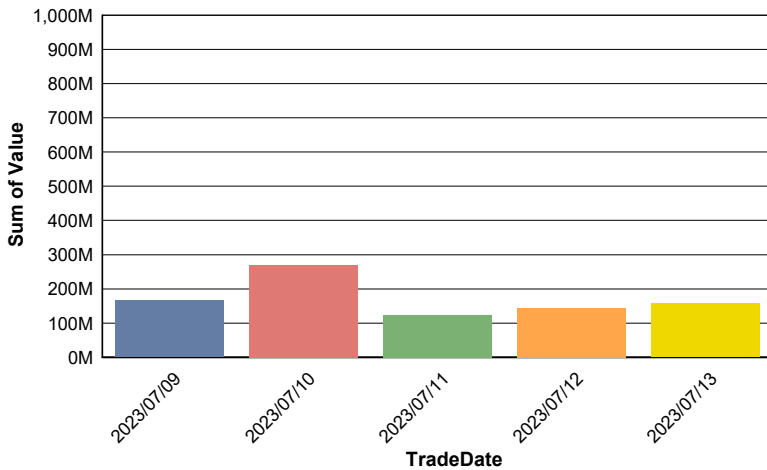
TOP TEN LOSER COMPANIES BY CLOSING PRICE

Scrip ID	Scrip Name	Category	Week Difference	Opening	Closing	Turnover (BDT)
11038	DHAKA INSURANCE LIMITED	A	-14.93	59.60	50.70	224,738.80
10013	SONALI LIFE INSURANCE COMPANY L	A	-14.08	90.90	78.10	1,768,058.80
10006	MEGHNA LIFE INSURANCE CO.LTD.	A	-12.57	97.00	84.80	950,774.70
32007	IMAM BUTTON INDUSTRIES LTD	Z	-12.13	131.00	115.10	24,759.00
10010	RUPALI LIFE INSURANCE CO. LTD.	A	-11.70	240.00	211.90	8,685,185.50
10015	TRUST ISLAMI LIFE INSURANCE LTD.	N	-11.55	70.10	62.00	14,665,846.10
10008	PRAGATI LIFE INSURANCE LTD.	A	-9.98	136.20	122.60	1,226.00
10014	CHARTERED LIFE INSURANCE CO. LT	N	-8.51	74.00	67.70	1,753,406.80
12056	TOSRIFA INDUSTRIES LTD.	B	-8.24	29.10	26.70	329,182.60
16016	RANGPUR FOUNDRY LTD	A	-8.11	177.40	163.00	81,700.00

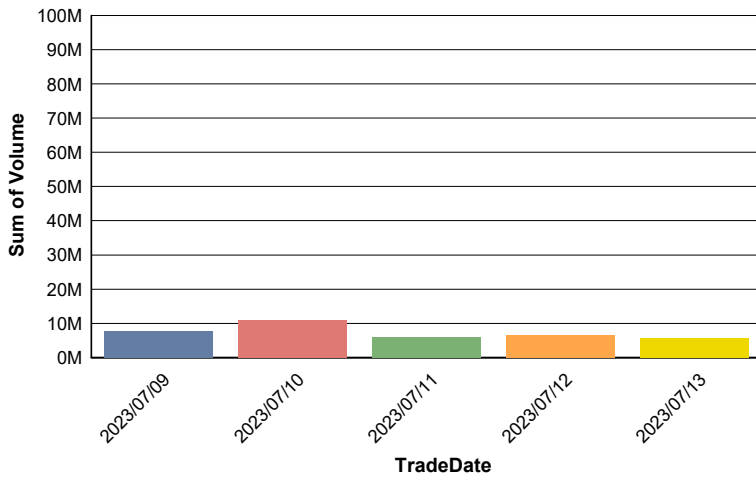
TOP TEN COMPANIES BY TURNOVER

Scrip ID	Scrip Name	Turnover (BDT)	Volume
12042	Generation Next Fashions Ltd.	55,709,641.20	7,055,058
14017	FU-WANG FOODS LIMITED	52,315,445.80	1,393,763
20023	LUB-RREF (BANGLADESH) LTD.	51,828,274.50	1,388,793
14027	EMERALD OIL INDUSTRIES LIMITED	38,858,789.70	249,422
20020	INTRACO REFUELING STATION LTD.	35,932,330.70	717,651
23004	FU-WANG CERAMIC INDUSTRY LTD	33,524,558.20	1,570,532
16033	OLYMPIC ACCESSORIES LTD.	29,474,282.90	1,847,690
32003	BEXIMCO LIMITED	27,665,696.50	252,513
20021	ASSOCIATED OXYGEN LIMITED	24,210,211.50	648,170
13028	CENTRAL PHARMACEUTICALS LTD.	21,853,031.00	1,545,421

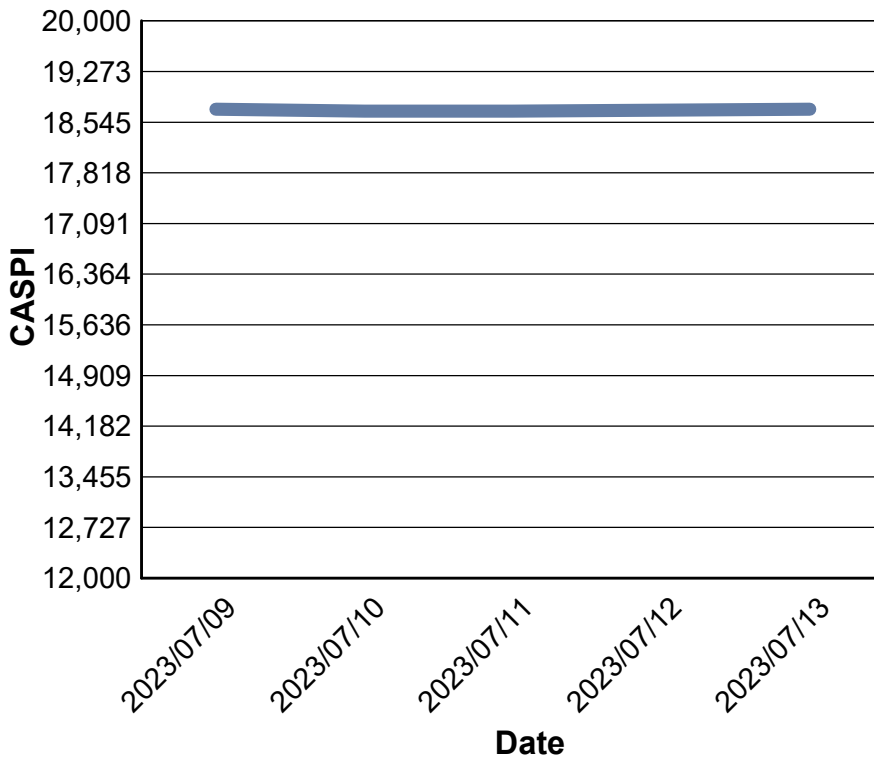
Data for Turnover Value



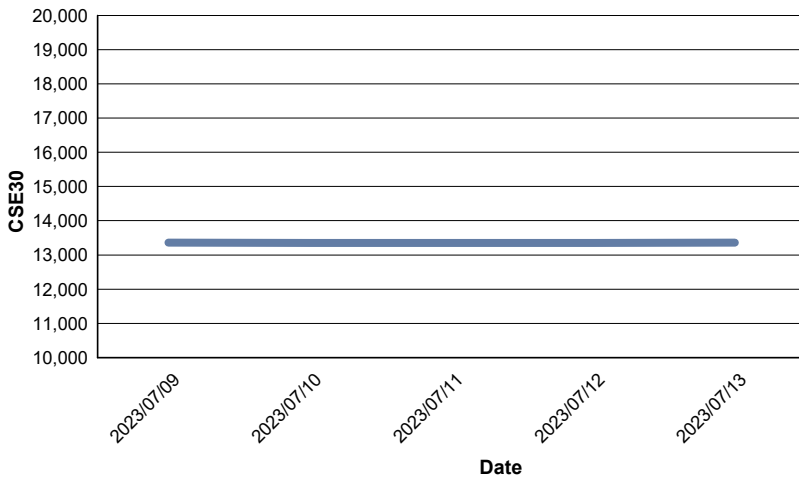
Data for Turnover Volume



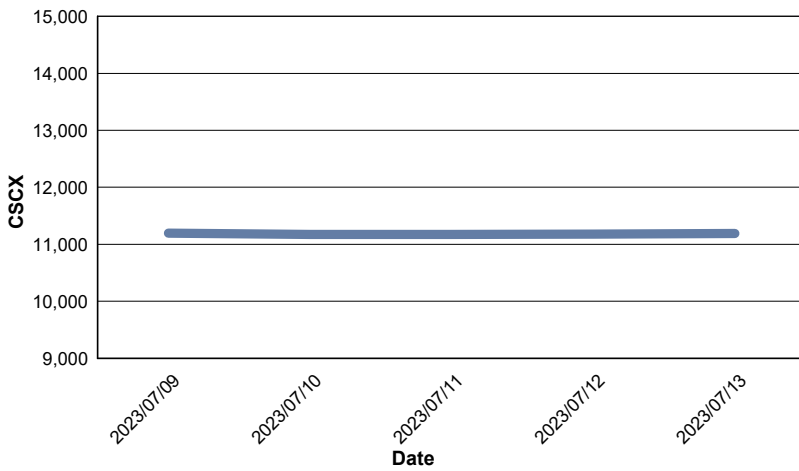
CASPI Index



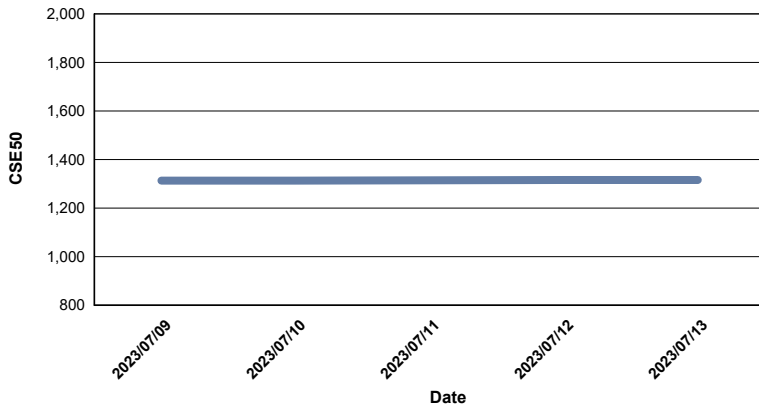
Index CSE30



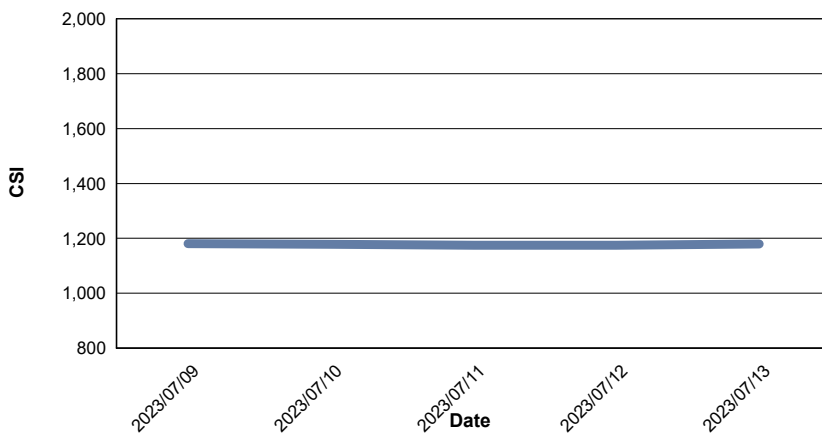
Index CSCX



Index CSE50



Index CSI



Index CSESMEX

