

# Chittagong Stock Exchange

10-Jan-19

## Weekly Market Summary

Week: 2019-01-06 to 2019-01-10 (5 days)

<b>Total Turnover (BDT) :</b>	2,646,211,762.80
<b>Volume of Share (Nos):</b>	93,884,951.00
<b>Total Contact(Nos)</b>	81,884
<b>Total Scrip Traded</b>	299

CATEGORY WISE TURNOVER		
Group	Turnover Value(BDT)	% of Total
A	2,224,073,263.90	84.02
B	215,720,380.00	8.15
N	165,801,883.60	6.26
Z	40,616,235.30	1.53

MAJOR INDICES IN THE WEEK					
Date	CASPI	CSE30	CSCX	CSE50	CSI
01/03/2019	17166.8716	14862.0292	10367.6390	1,243.82	1,116.27
01/10/2019	17765.9770	15509.8698	10726.9154	1,293.91	1,159.80
change in %	3.4899	4.3590	3.4654	4.03	3.90

SCRIP PERFORMANCE IN THE WEEK	
Advanced	212
Declined	73
No Change	14
Total Traded Issues	299

TOP TEN GAINER COMPANIES BY CLOSING PRICE						
Scrip ID	Scrip Name	Category	Week		Closing	Turnover (BDT)
			Difference	Opening		
11013	PHOENIX INSURANCE COMPANY LTD	A	45.83	24.00	35.00	1,750.00
32017	JMI SYRINGES & MEDICAL DEV.LTD	A	25.20	313.00	391.90	25,992,888.70
11029	CONTINENTAL INSURANCE LIMITED	A	23.85	21.80	27.00	205,658.30
21043	EXIM BANK 1ST MUTUAL FUND	A	23.52	5.10	6.30	101,171.80
25011	BD INDUSTRIAL FINANCE CO. LTD	Z	23.52	6.80	8.40	151,148.50
11024	SONAR BANGLA INSURANCE LTD.	A	23.23	14.20	17.50	232,634.40
25004	FIRST FINANCE LIMITED	Z	22.72	6.60	8.10	172,330.00
20016	CVO PETROCHEMICAL REFINERY LTI	B	22.62	184.30	226.00	35,560,282.50
14027	EMERALD OIL INDUSTRIES LIMITED	Z	21.59	17.60	21.40	3,082,466.70
17007	SAMATA LEATHER COMPLEX LTD	Z	20.79	48.10	58.10	22,498.10

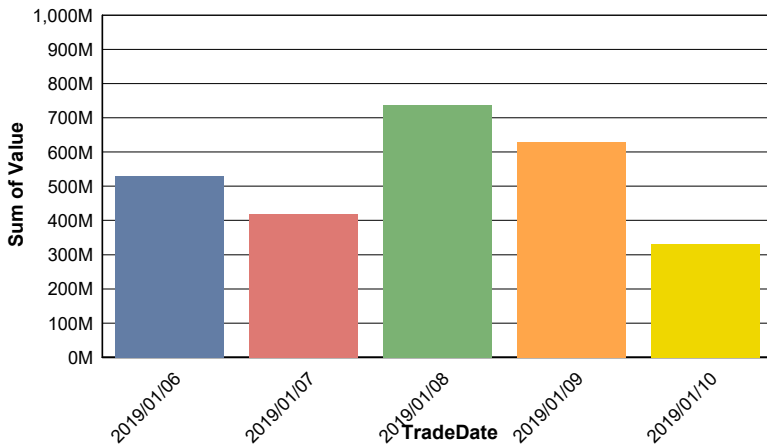
**TOP TEN LOSER COMPANIES BY CLOSING PRICE**

Scrip ID	Scrip Name	Category	Week Difference	Opening	Closing	Turnover (BDT)
12030	SAIHAM TEXTILE MILLS LTD	A	-10.29	54.40	48.80	106,197.20
15005	ARAMIT CEMENT LIMITED	Z	-9.24	23.80	21.60	136,987.20
14018	BANGAS LIMITED	A	-9.01	348.30	316.90	9,535,237.10
13032	ADVENT PHARMA LIMITED	A	-8.55	40.90	37.40	22,532,710.80
13033	SILVA PHARMACEUTICALS LIMITED	N	-8.30	34.90	32.00	19,718,588.50
32007	IMAM BUTTON INDUSTRIES LTD	Z	-8.25	31.50	28.90	147,371.30
14022	FINE FOODS LIMITED	B	-8.18	44.00	40.40	3,925,960.40
12067	M.L. DYEING LIMITED	A	-8.02	34.90	32.10	16,707,242.70
13034	INDO-BANGLA PHARMACEUTICALS LTD	A	-7.16	34.90	32.40	35,438,175.50
12068	KATTALI TEXTILE LIMITED	N	-6.90	27.50	25.60	7,669,868.80

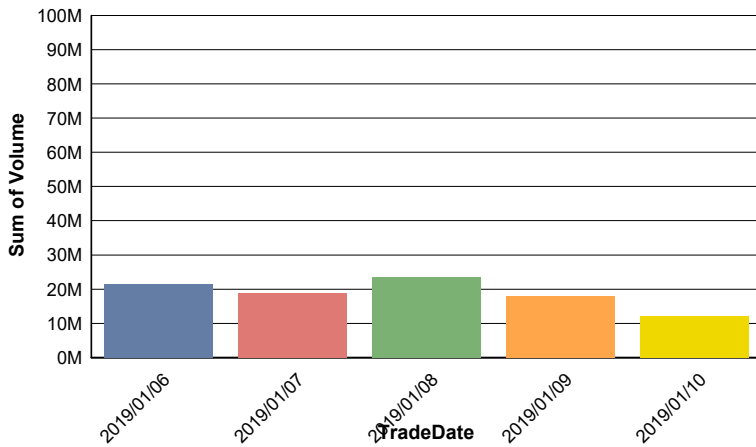
**TOP TEN COMPANIES BY TURNOVER**

Scrip ID	Scrip Name	Turnover (BDT)	Volume
25001	INVESTMENT CORP OF BANGLADESH	207,119,550.80	1,682,192
22030	SHAHJALAL ISLAMI BANK LTD.	144,423,878.90	5,481,006
13002	SQUARE PHARMACEUTICALS LIMITED	122,519,335.70	469,707
32003	BEXIMCO LIMITED	101,412,219.60	3,900,540
16037	NAHEE ALUMINUM COMPOSITE PANEL LTD.	79,104,897.90	1,317,181
22003	NATIONAL BANK LIMITED	53,882,513.80	5,123,494
25012	IPDC FINANCE LIMITED	52,376,174.40	1,249,537
16030	WESTERN MARINE SHIPYARD LTD.	48,436,074.20	2,217,426
12066	VFS THREAD DYEING LIMITED	46,655,708.00	777,457
12059	DRAGON SWEATER & SPINNING LTD.	43,395,920.70	1,756,789

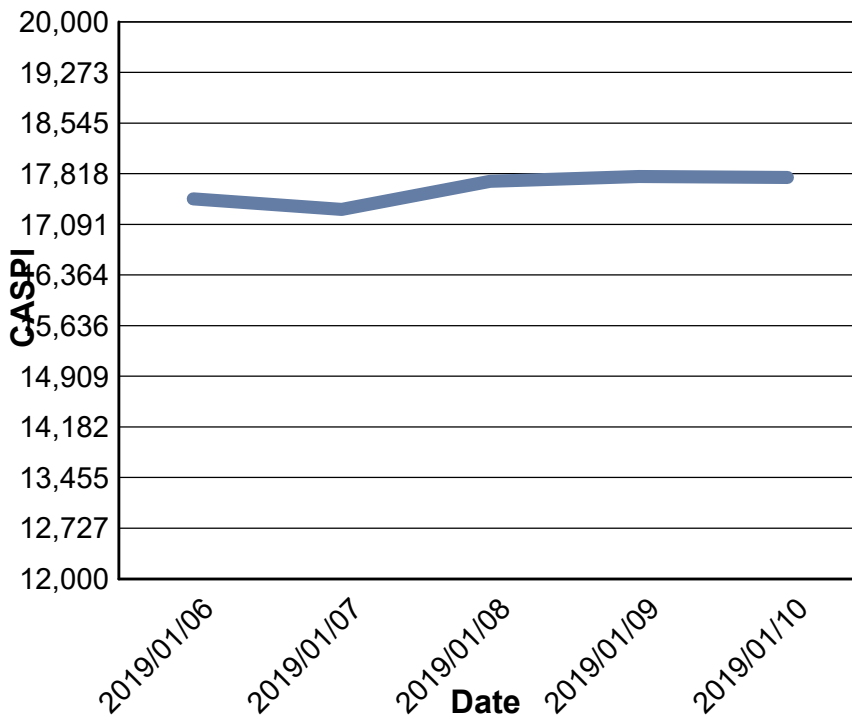
**Data for Turnover Value**



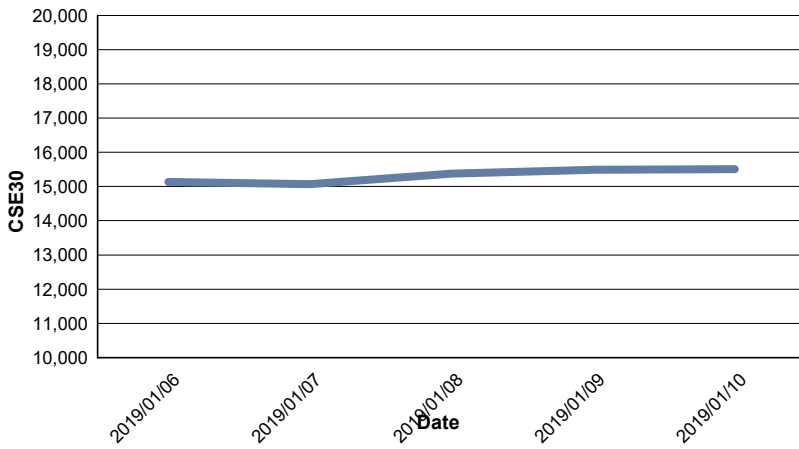
### Data for Turnover Volume



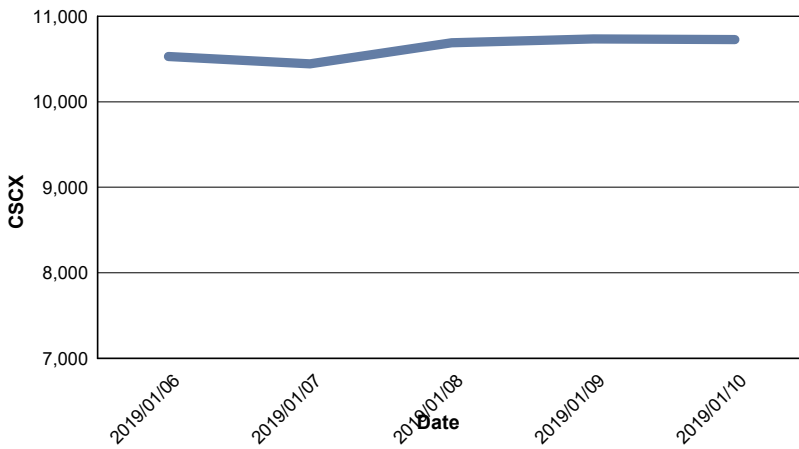
### CASPI Index



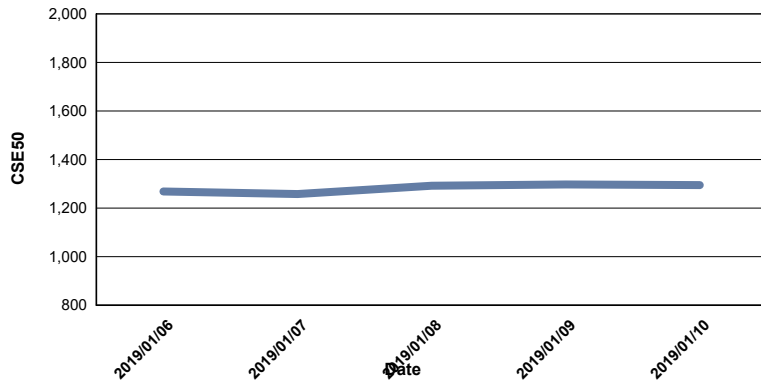
### Index CSE30



### Index CSCX



### Index CSE50



### Index CSI

