

Chittagong Stock Exchange

11-Feb-21

Weekly Market Summary

Week: 2021-02-07 to 2021-02-11 (5 days)

Total Turnover (BDT) :	2,474,984,192.20
Volume of Share (Nos):	70,948,900.00
Total Contact(Nos)	65,622
Total Scrip Traded	301

CATEGORY WISE TURNOVER		
Group	Turnover Value(BDT)	% of Total
A	1,544,002,703.80	62.37
B	316,736,351.50	12.79
N	603,804,649.10	24.38
Z	10,440,487.80	0.42

MAJOR INDICES IN THE WEEK					
Date	CASPI	CSE30	CSCX	CSE50	CSI
02/04/2021	16331.1480	12873.4278	9853.6845	1,256.55	1,019.77
02/11/2021	15883.9766	12419.8126	9585.0788	1,218.33	986.51
change in %	-2.7382	-3.5237	-2.7259	-3.04	-3.26

SCRIP PERFORMANCE IN THE WEEK	
Advanced	27
Declined	203
No Change	71
Total Traded Issues	301

TOP TEN GAINER COMPANIES BY CLOSING PRICE						
Scrip ID	Scrip Name	Category	Week		Closing	Turnover (BDT)
			Difference	Opening		
14028	TAUFIKA FOODS & AGRO INDUSTRIES	N	125.00	10.00	22.50	1,000,050.00
16021	GOLDEN SON LIMITED	B	16.66	13.20	15.40	8,145,557.80
11013	PHOENIX INSURANCE COMPANY LTD	A	12.32	36.50	41.00	46,880.00
13013	THE IBN SINA PHARMACEUTICALS	A	8.46	222.00	240.80	7,406,250.00
13023	BEACON Pharmaceuticals Ltd.	B	8.01	77.40	83.60	4,750,184.10
24003	INFORMATION SERVICES NETWORK	B	7.18	34.80	37.30	433,112.20
11039	BANGLADESH NATIONAL INSURANCE	A	5.36	52.20	55.00	202,500.00
12037	THE DACCA DYEING & MFC. CO. LT	Z	5.12	7.80	8.20	865,570.10
11003	GREEN DELTA INSURANCE COMPANY	A	4.90	59.10	62.00	154,112.00
11037	PROVATI INSURANCE CO. LTD	A	4.86	76.10	79.80	79,800.00

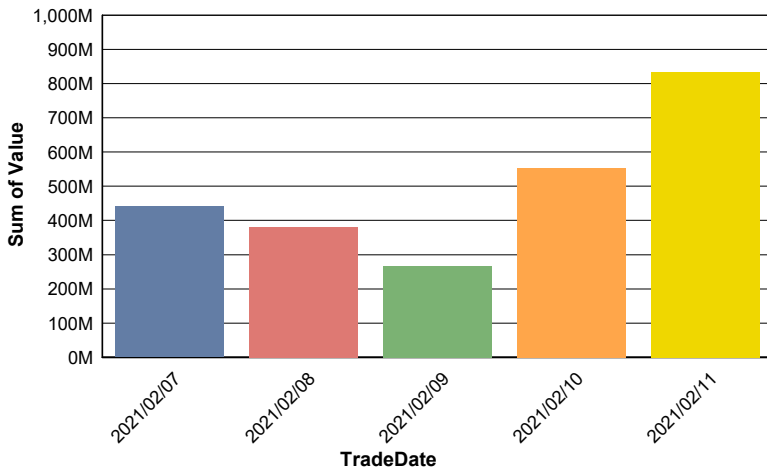
TOP TEN LOSER COMPANIES BY CLOSING PRICE

Scrip ID	Scrip Name	Category	Week Difference	Opening	Closing	Turnover (BDT)
21051	CAPM IBBL ISLAMIC MUTUAL FUND	A	-26.69	23.60	17.30	143,483.10
25004	FIRST FINANCE LIMITED	Z	-17.80	7.30	6.00	11,322.00
13012	LIBRA INFUSIONS LIMITED	A	-15.34	651.00	551.10	8,267.00
21036	1ST SCHEME OF RELIANCE INS. MF	A	-14.72	12.90	11.00	60,850.00
21044	ASIAN TIGER SANDHANI LIFE GROWT	A	-14.00	10.00	8.60	9,547.20
25008	PREMIER LEASING & FINANCE LTD	B	-12.82	7.80	6.80	365,402.50
25022	FAREAST FINANCE & INVESTMENT L	Z	-12.50	4.00	3.50	26,407.10
10003	SANDHANI LIFE INSURANCE CO.LTD	A	-11.83	26.20	23.10	975,472.60
25019	NATIONAL HOUSING FIN.& INV.LTD	A	-11.77	39.90	35.20	1,559,998.40
12032	TALLU SPINNING MILLS LIMITED	Z	-11.36	4.40	3.90	96,736.00

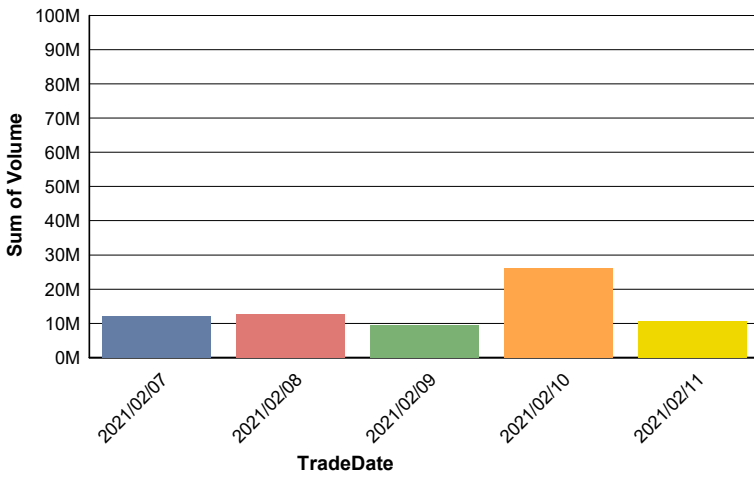
TOP TEN COMPANIES BY TURNOVER

Scrip ID	Scrip Name	Turnover (BDT)	Volume
32009	BRITISH AMERICAN TOBACCO BD CO	598,632,815.00	388,212
26003	ROBI AXIATA LIMITED	401,863,008.00	9,254,225
32003	BEXIMCO LIMITED	205,480,079.70	2,645,012
26001	GRAMEENPHONE LIMITED	123,514,609.70	344,658
16043	MIR AKHTER HOSSAIN LIMITED	109,583,543.80	1,274,662
12071	RING SHINE TEXTILES LTD.	104,374,648.50	17,482,569
16035	BBS CABLES LTD.	92,454,984.50	1,693,433
20022	ENERGY PAC POWER GENERATION LTD.	80,254,828.10	1,469,487
25010	LANKABANGLA FINANCE LIMITED	71,394,355.40	1,938,600
12065	AMAN COTTON FIBROUS LTD.	40,924,594.40	1,304,096

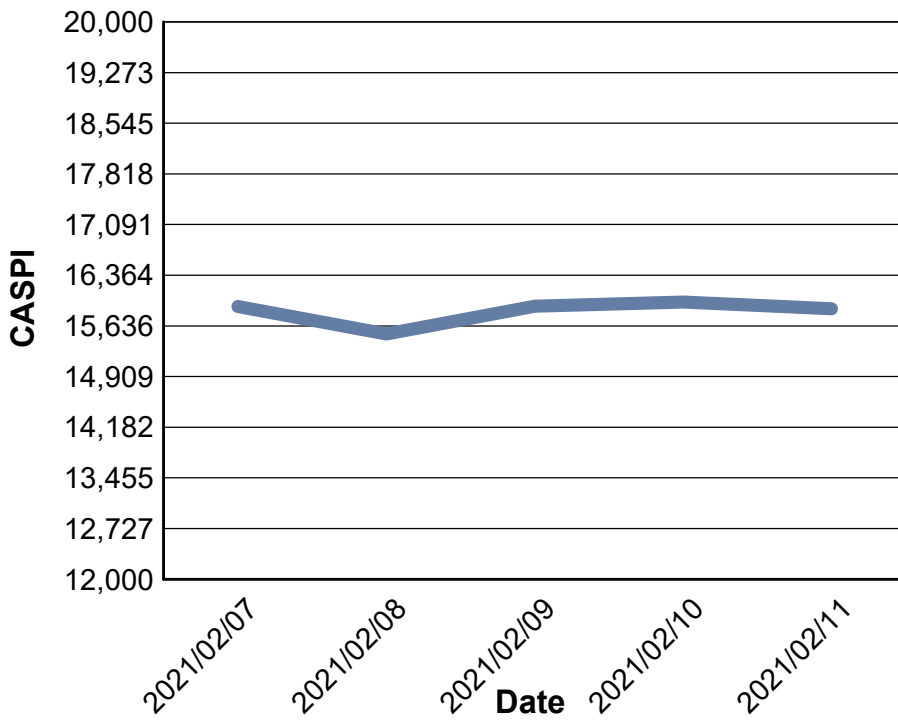
Data for Turnover Value



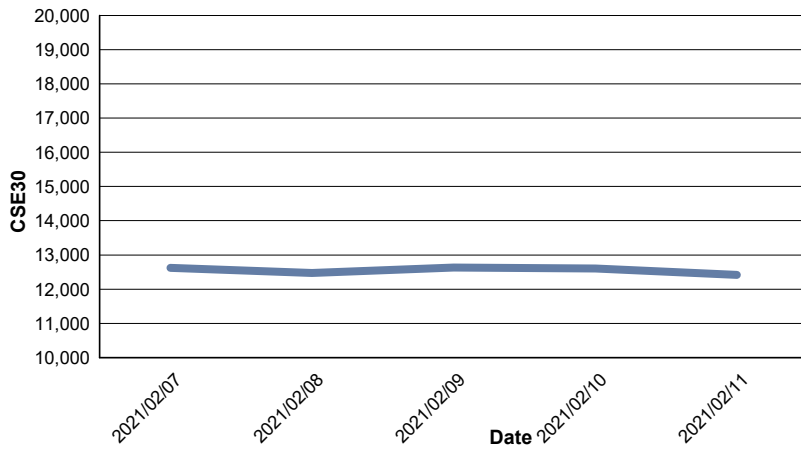
Data for Turnover Volume



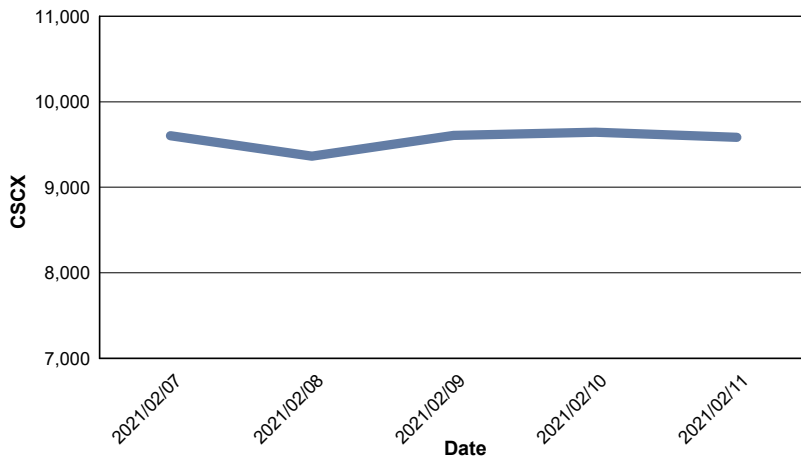
CASPI Index



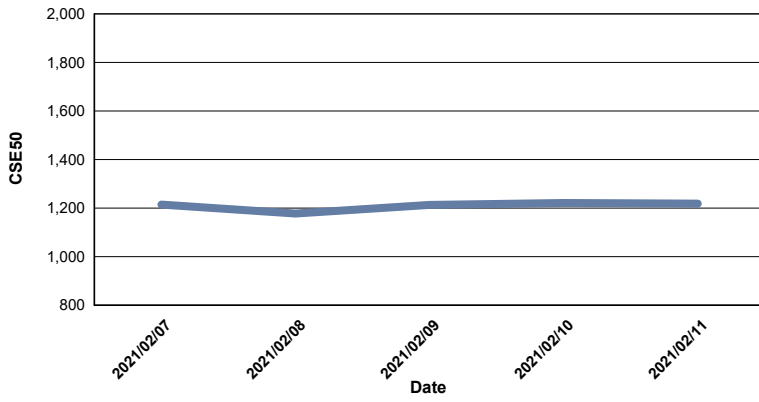
Index CSE30



Index CSCX



Index CSE50



Index CSI

