

Chittagong Stock Exchange

06-Apr-23

Weekly Market Summary

Week: 2023-04-02 to 2023-04-06 (5 days)

Total Turnover (BDT) :	396,316,419.80
Volume of Share (Nos):	9,370,785.00
Total Contact(Nos)	14,377
Total Scrip Traded	228

CATEGORY WISE TURNOVER		
Group	Turnover Value(BDT)	% of Total
A	288,330,581.00	72.75
B	89,799,243.50	22.66
N	17,490,381.90	4.41
Z	696,213.40	0.18

MAJOR INDICES IN THE WEEK						
Date	CASPI	CSE30	CSCX	CSE50	CSI	CSESMEX
03/30/2023	18288.3487	13341.8134	10962.6029	1,313.38	1,148.76	1,598.46
04/06/2023	18304.7550	13371.1131	10973.0105	1,313.23	1,150.38	1,748.71
change in %	0.0897	0.2196	0.0949	-0.01	0.14	9.40

SCRIP PERFORMANCE IN THE WEEK	
Advanced	52
Declined	42
No Change	134
Total Traded Issues	228

TOP TEN GAINER COMPANIES BY CLOSING PRICE						
Scrip ID	Scrip Name	Category	Week Difference	Opening	Closing	Turnover (BDT)
14001	APEX FOODS LIMITED	A	20.16	245.50	295.00	1,088,080.10
13601	MAMUN AGRO PRODUCTS LIMITED	N	18.40	12.50	14.80	43.10
23003	STANDARD CERAMIC INDS LIMITED	B	17.22	112.60	132.00	168,256.00
22038	MIDLAND BANK LIMITED	N	15.68	10.20	11.80	12,797,834.10
24010	AAMRA NETWORKS LIMITED	A	14.82	63.40	72.80	7,395,351.10
17002	Apex Footwear Limited	A	13.22	301.00	340.80	4,483,375.50
17008	LEGACY FOOTWEAR LIMITED	B	13.10	74.00	83.70	10,403,392.50
32001	USMANIA GLASS SHEET FAC LTD	Z	11.97	54.30	60.80	3,934.20
16013	BANGLADESH LAMPS LIMITED	A	10.44	256.70	283.50	857,200.30
32006	GQ BALL PEN INDUSTRIES LIMITED	B	10.07	83.40	91.80	242,627.00

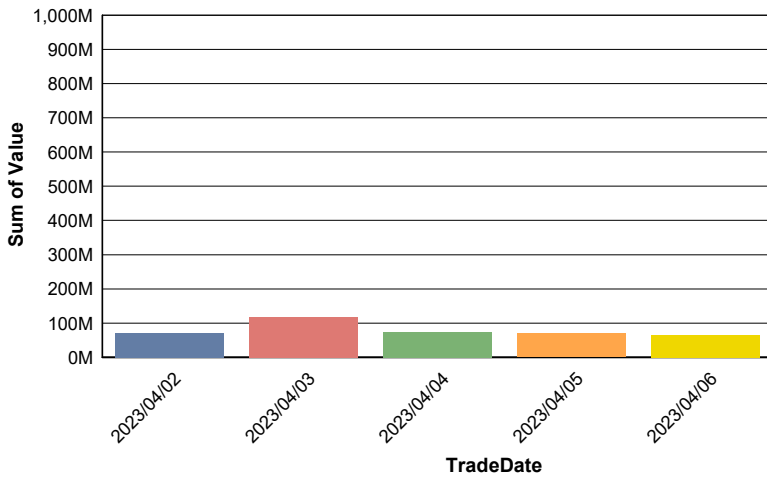
TOP TEN LOSER COMPANIES BY CLOSING PRICE

Scrip ID	Scrip Name	Category	Week Difference	Opening	Closing	Turnover (BDT)
16017	BD WELDING ELECTRODES LIMITED	Z	-14.54	27.50	23.50	115,597.00
24005	INTECH ONLINE LIMITED	B	-10.03	27.90	25.10	2,454,461.80
16025	BENGAL WINDSOR THERMOPLASTIC	B	-8.77	28.50	26.00	1,076,466.10
10008	PRAGATI LIFE INSURANCE LTD.	A	-7.43	108.90	100.80	22,391,526.60
24012	ADN TELECOM LIMITED	A	-7.32	162.50	150.60	7,278,299.40
19008	MIRACLE INDUSTRIES LIMITED	B	-7.14	28.00	26.00	3,016,472.00
10007	PROGRESSIVE LIFE INS. CO. LTD	A	-5.73	81.90	77.20	1,158.00
18011	SEA PEARL BEACH RESORT & SPA LII	A	-5.62	296.70	280.00	35,383,745.50
11030	TAKAFUL ISLAMI INSURANCE LTD.	A	-5.43	47.80	45.20	90,400.00
16036	OIMEX ELECTRODE LIMITED	B	-5.23	17.20	16.30	259,574.50

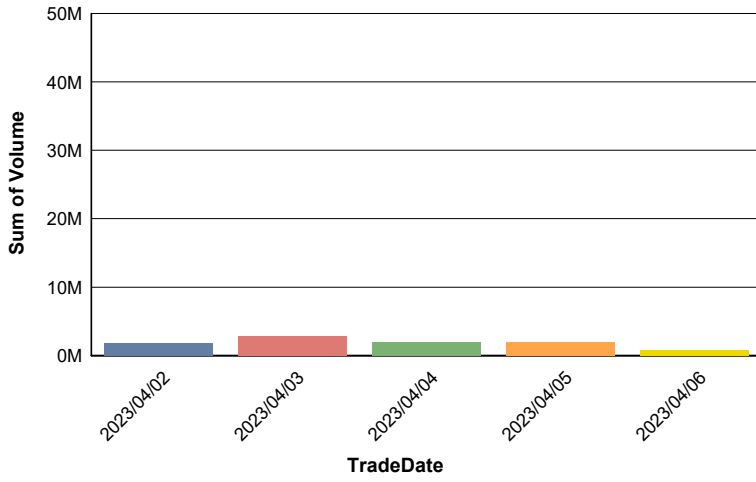
TOP TEN COMPANIES BY TURNOVER

Scrip ID	Scrip Name	Turnover (BDT)	Volume
18011	SEA PEARL BEACH RESORT & SPA LIMITED	35,383,745.50	131,311
20006	POWER GRID COMPANY OF BD LTD.	31,564,944.50	553,035
14023	RANGPUR DAIRY & FOOD PROD. LTD	25,913,884.30	589,743
10008	PRAGATI LIFE INSURANCE LTD.	22,391,526.60	200,857
13027	ORION PHARMA LIMITED	16,957,453.40	211,694
23005	SHINEPUKUR CERAMICS LIMITED	16,420,468.20	363,640
24011	GENEX INFOSYS LIMITED	15,789,089.90	158,541
22038	MIDLAND BANK LIMITED	12,797,834.10	1,228,322
32004	BD SHIPPING CORPORATION	12,739,484.60	97,379
19011	BASHUNDHARA PAPER MILLS LTD.	11,243,009.50	143,209

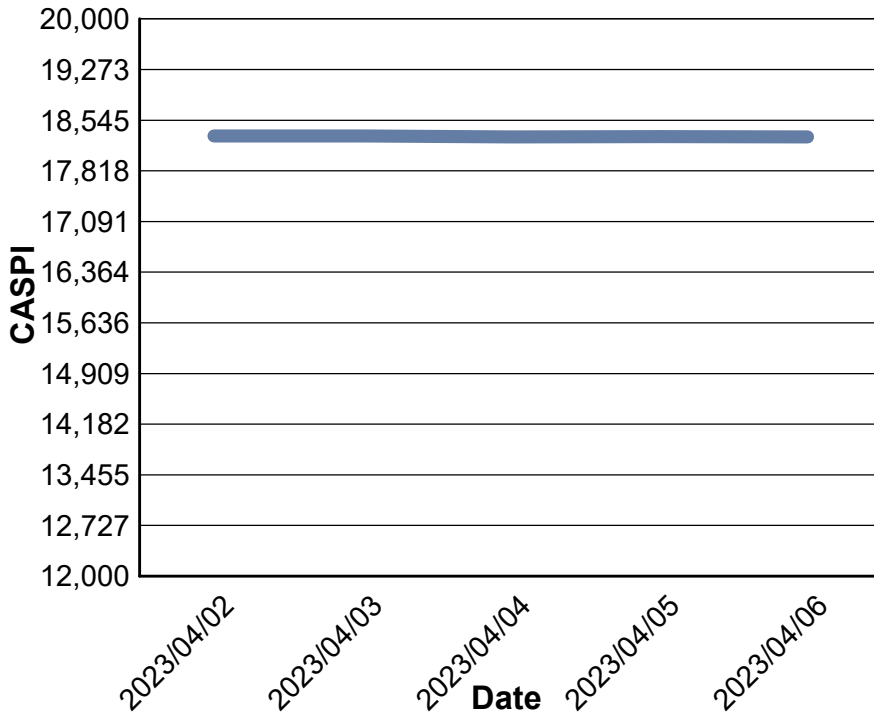
Data for Turnover Value



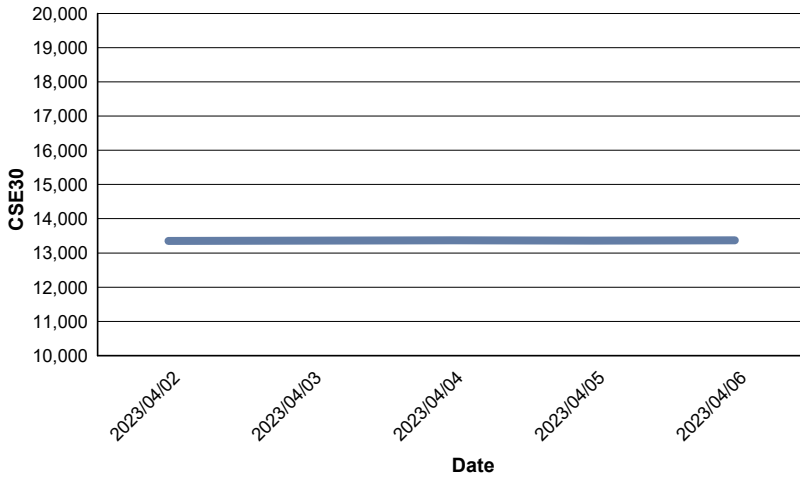
Data for Turnover Volume



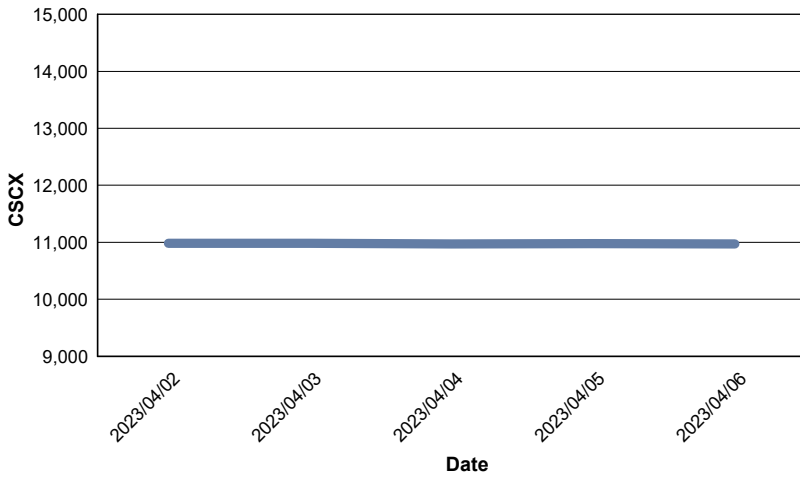
CASPI Index



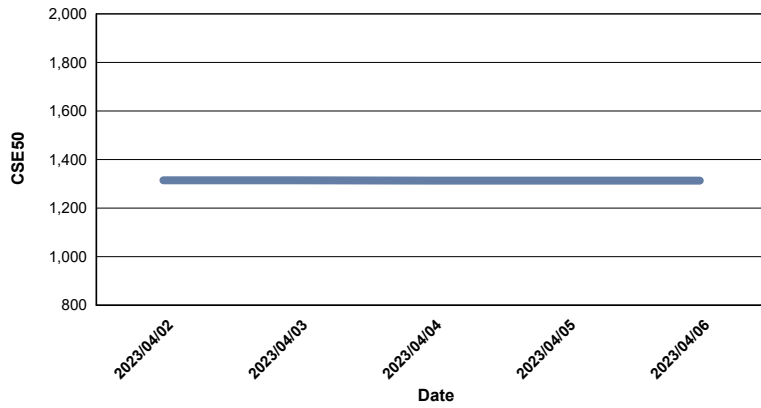
Index CSE30



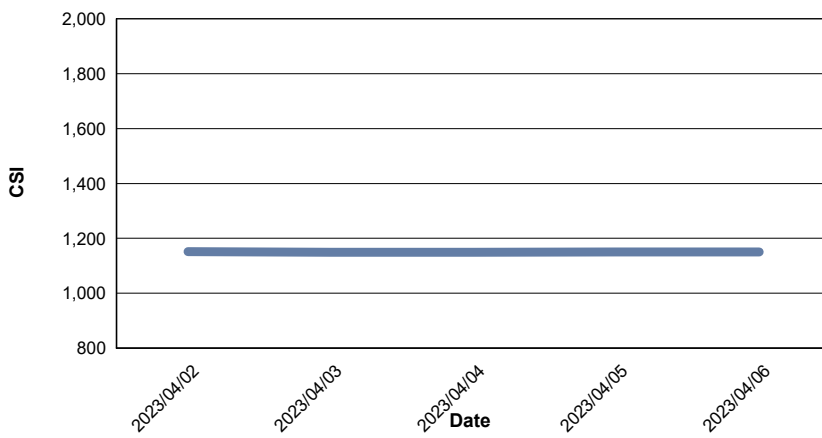
Index CSCX



Index CSE50



Index CSI



Index CSESMEX

