

# Chittagong Stock Exchange

05-Jan-23

## Weekly Market Summary

Week: 2023-01-01 to 2023-01-05 (5 days)

<b>Total Turnover (BDT) :</b>	381,394,033.40
<b>Volume of Share (Nos):</b>	6,841,107.00
<b>Total Contact(Nos)</b>	20,647
<b>Total Scrip Traded</b>	281

CATEGORY WISE TURNOVER		
Group	Turnover Value(BDT)	% of Total
A	284,072,952.50	74.48
B	59,876,883.00	15.70
N	36,854,766.20	9.66
Z	589,431.70	0.15

MAJOR INDICES IN THE WEEK						
Date	CASPI	CSE30	CSCX	CSE50	CSI	CSESMEX
01/05/2023	18298.8940	13240.3545	10965.3467	1,319.87	1,153.81	1,982.20
12/29/2022	18328.0243	13207.0709	10982.2175	1,321.35	1,160.95	1,974.90
change in %	-0.1589	0.2520	-0.1536	-0.11	-0.62	0.37

SCRIP PERFORMANCE IN THE WEEK	
Advanced	33
Declined	90
No Change	158
Total Traded Issues	281

TOP TEN GAINER COMPANIES BY CLOSING PRICE						
Scrip ID	Scrip Name	Category	Week		Closing	Turnover (BDT)
			Difference	Opening		
11047	ISLAMI COMMERCIAL INSURANCE CC	N	59.78	28.10	44.90	3,862,586.60
18011	SEA PEARL BEACH RESORT & SPA LII	B	15.75	177.10	205.00	16,262,644.50
10008	PRAGATI LIFE INSURANCE LTD.	A	10.82	119.20	132.10	3,117,881.30
12035	METRO SPINNING LIMITED	B	10.00	40.00	44.00	44,000.00
10006	MEGHNA LIFE INSURANCE CO.LTD.	A	7.17	64.10	68.70	812,767.10
16029	RATANPUR STEEL RE-ROLLING MILLS	A	6.58	16.70	17.80	417,311.20
10013	SONALI LIFE INSURANCE COMPANY I	A	6.45	58.90	62.70	555,750.00
22021	ONE BANK LIMITED	B	5.88	10.20	10.80	2,240,053.20
10010	RUPALI LIFE INSURANCE CO. LTD.	A	5.20	78.80	82.90	104,193.60
11042	DESH GENERAL INSURANCE COMPAI	A	3.79	31.60	32.80	374,520.80

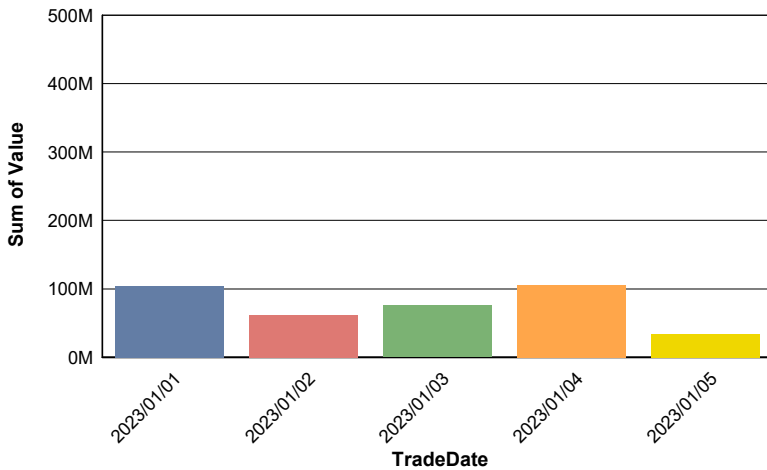
**TOP TEN LOSER COMPANIES BY CLOSING PRICE**

Scrip ID	Scrip Name	Category	Week Difference	Opening	Closing	Turnover (BDT)
13008	ORION INFUSION LIMITED	A	-21.22	542.40	427.30	3,437,854.10
17008	LEGACY FOOTWEAR LIMITED	B	-12.51	63.10	55.20	110.90
14021	BEACH HATCHERY LTD.	B	-11.97	45.10	39.70	146,890.00
11014	EASTERN INSURANCE COMPANY LTC	A	-11.61	53.40	47.20	73,185.00
19007	BD MONOSPOOL PAPER MFG. CO. LT	A	-11.26	285.00	252.90	5,337,620.90
17001	APEX TANNERY LIMITED	A	-10.88	136.90	122.00	58,560.00
12022	SONARGAON TEXTILES LIMITED	B	-10.85	52.50	46.80	234.00
14029	BD THAI FOOD & BEVERAGE LIMITED	N	-7.87	50.80	46.80	150,743.20
16003	ANWAR GALVANIZING LIMITED	A	-6.40	239.00	223.70	576,362.60
12064	QUEEN SOUTH TEXTILE MILLS LTD.	A	-5.64	24.80	23.40	40,430.00

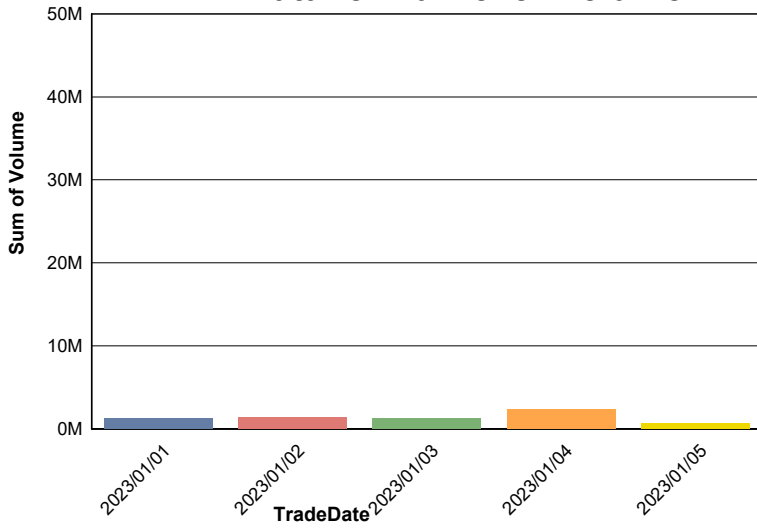
**TOP TEN COMPANIES BY TURNOVER**

Scrip ID	Scrip Name	Turnover (BDT)	Volume
11016	PRIME INSURANCE COMPANY LTD	21,500,674.50	240,231
26002	BANGLADESH SUBMARINE CABLE CO.	19,415,725.20	89,391
19011	BASHUNDHARA PAPER MILLS LTD.	19,158,427.70	253,010
24011	GENEX INFOSYS LIMITED	17,845,394.20	226,569
13023	BEACON Pharmaceuticals Ltd.	17,188,100.00	60,100
13038	JMI HOSPITAL REQUISITE MFG. LTD.	16,756,372.20	231,638
18011	SEA PEARL BEACH RESORT & SPA LIMITED	16,262,644.50	87,058
20002	PADMA OIL COMPANY LIMITED	14,864,740.20	72,054
18005	SUMMIT ALLIANCE PORT LIMITED	14,646,348.10	493,519
16025	BENGAL WINDSOR THERMOPLASTICS	14,153,133.40	475,236

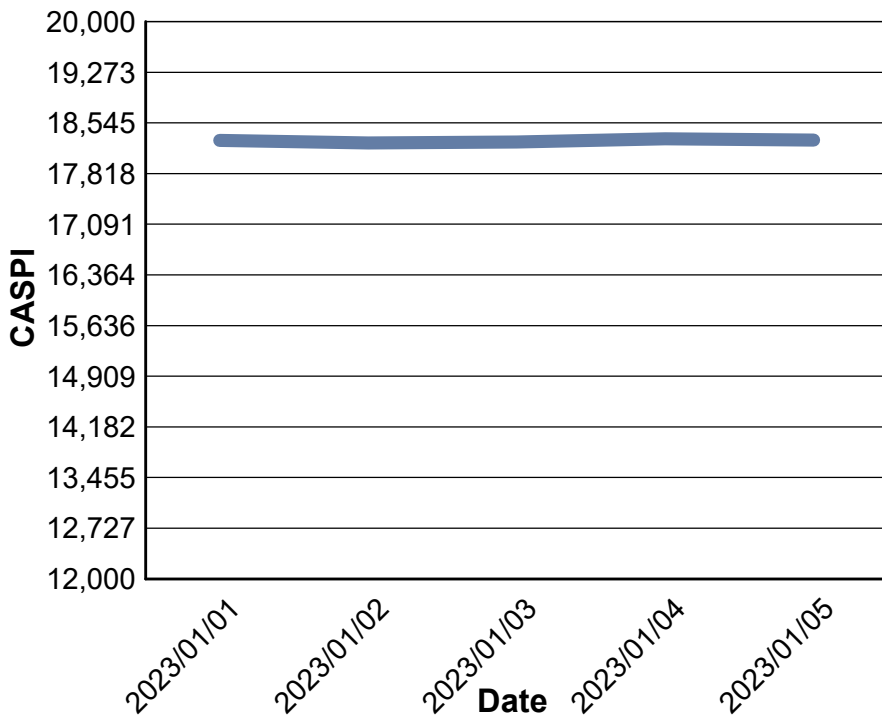
**Data for Turnover Value**



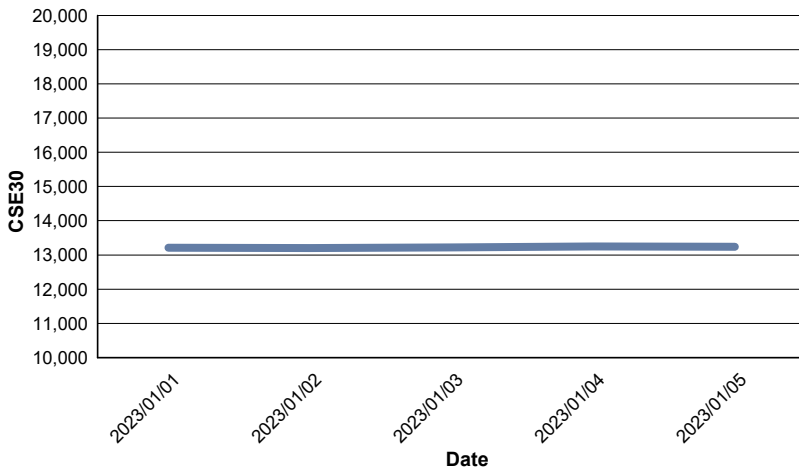
### Data for Turnover Volume



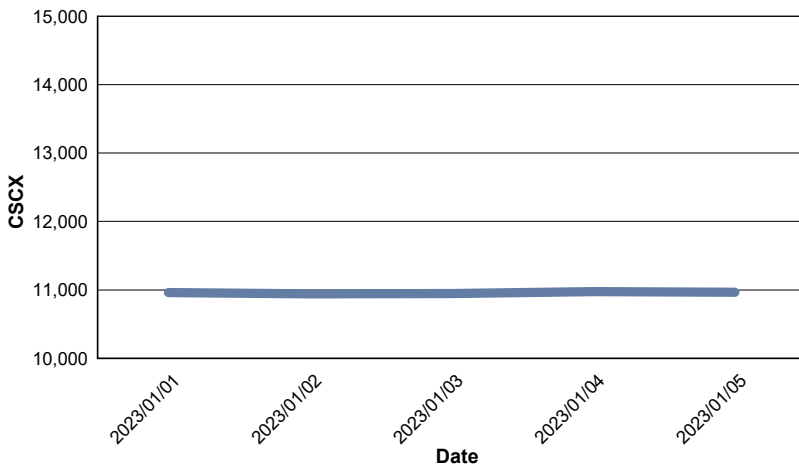
### CASPI Index



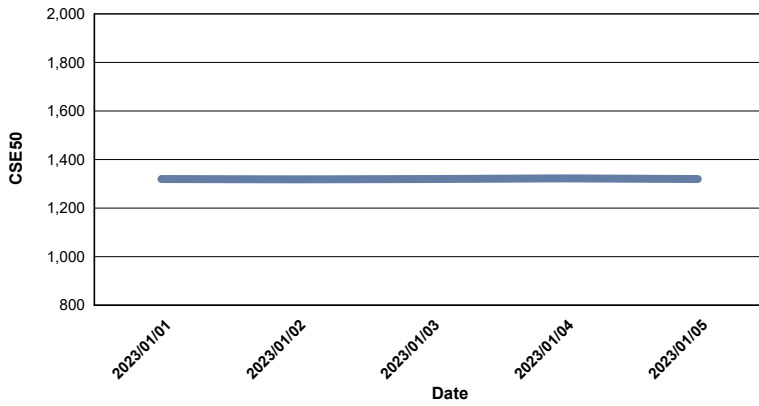
### Index CSE30



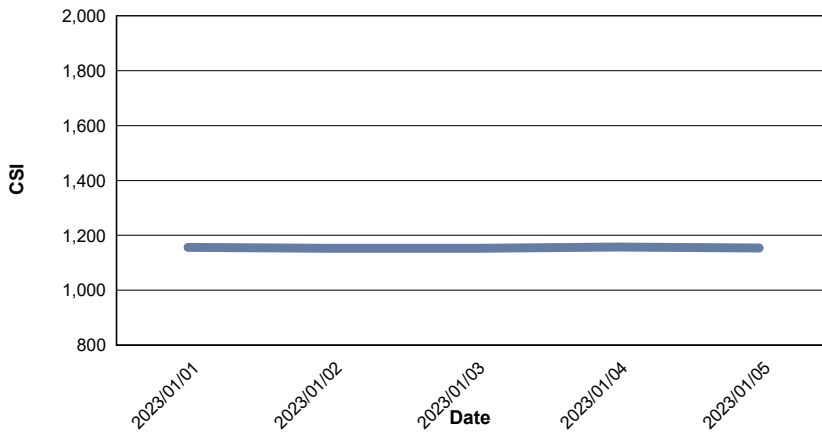
### Index CSCX



### Index CSE50



### Index CSI



### Index CSESMEX

