

# Chittagong Stock Exchange

28-Jul-22

## Weekly Market Summary

Week: 2022-07-24 to 2022-07-28 (5 days)

<b>Total Turnover (BDT) :</b>	787,865,763.30
<b>Volume of Share (Nos):</b>	34,963,408.00
<b>Total Contact(Nos)</b>	46,521
<b>Total Scrip Traded</b>	341

CATEGORY WISE TURNOVER		
Group	Turnover Value(BDT)	% of Total
A	471,657,657.60	59.86
B	238,969,008.80	30.33
N	70,392,313.40	8.93
Z	6,846,783.50	0.87

MAJOR INDICES IN THE WEEK						
Date	CASPI	CSE30	CSCX	CSE50	CSI	CSESMEX
07/21/2022	17968.3802	13252.3590	10764.1263	1,317.74	1,133.22	2,843.89
07/28/2022	17597.5601	12966.7517	10542.6962	1,293.27	1,108.13	2,637.59
change in %	-2.0637	-2.1551	-2.0571	-1.86	-2.21	-7.25

SCRIP PERFORMANCE IN THE WEEK	
Advanced	62
Declined	261
No Change	18
Total Traded Issues	341

TOP TEN GAINER COMPANIES BY CLOSING PRICE							
Scrip ID	Scrip Name	Category	Week Difference	Week		Turnover (BDT)	
				Opening	Closing		
14602	ACHIA SEA FOODS LIMITED	N	59.39	13.30	21.20	88.70	
11041	CRYSTAL INSURANCE COMPANY LIM	A	25.71	35.00	44.00	51,030.50	
12031	SAFKO SPINNING MILLS LTD	B	11.95	25.10	28.10	6,841,348.50	
12048	MATIN SPINNING MILLS LTD.	A	10.56	71.00	78.50	6,547,717.10	
12043	ENVOY TEXTILES LIMITED	A	9.46	43.30	47.40	171,982.00	
12034	SQUARE TEXTILES LIMITED	A	8.96	63.60	69.30	4,010,087.50	
32604	KRISHIBID SEED LIMITED	N	8.48	33.00	35.80	716,000.00	
12024	H.R.TEXTILE MILLS LIMITED	A	8.31	117.90	127.70	2,975,785.00	
18008	UNIQUE HOTEL & RESORTS LIMITED	A	7.84	56.10	60.50	3,450.90	
11013	PHOENIX INSURANCE COMPANY LTD	A	7.51	38.60	41.50	37,979.40	

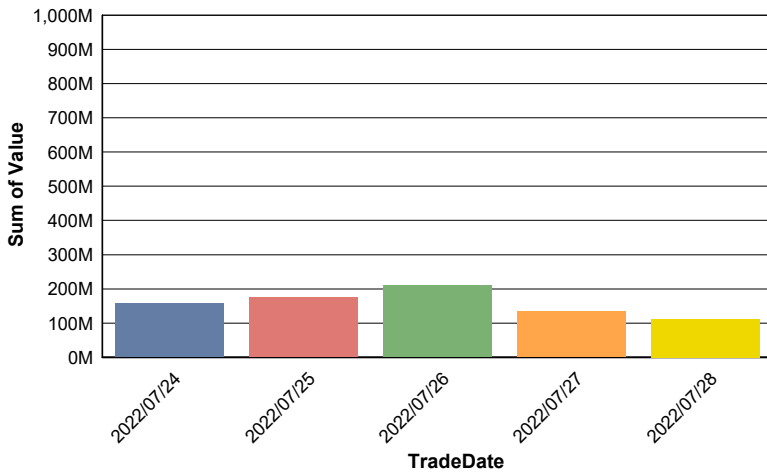
**TOP TEN LOSER COMPANIES BY CLOSING PRICE**

Scrip ID	Scrip Name	Category	Week Difference	Opening	Closing	Turnover (BDT)
12601	APEX WEAVING & FINISHING MILLS	N	-28.72	46.30	33.00	287,350.00
11039	BANGLADESH NATIONAL INSURANCE	A	-18.03	67.10	55.00	189,555.60
24003	INFORMATION SERVICES NETWORK I	B	-16.17	64.30	53.90	306,300.00
11016	PRIME INSURANCE COMPANY LTD	A	-13.87	98.00	84.40	574,678.00
32602	MASTER FEED AGROTECH LIMITED	N	-13.20	26.50	23.00	812,730.00
11021	NITOL INSURANCE COMPANY LTD	A	-13.13	47.20	41.00	1,107.00
13603	BD PAINTS LIMITED	N	-12.59	51.60	45.10	7,915,889.70
15002	HEIDELBERG CEMENT BANGLADESH	A	-9.40	196.70	178.20	51,341.50
11037	PROVATI INSURANCE CO. LTD	A	-9.27	65.80	59.70	902,522.00
26003	ROBI AXIATA LIMITED	B	-8.80	31.80	29.00	33,777,983.20

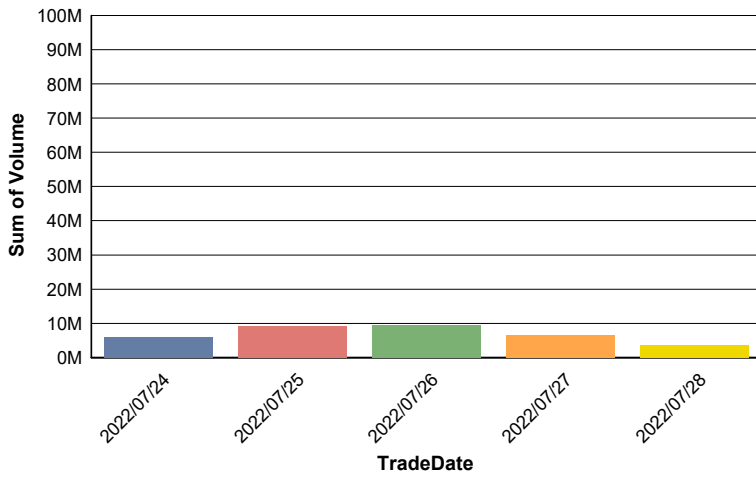
**TOP TEN COMPANIES BY TURNOVER**

Scrip ID	Scrip Name	Turnover (BDT)	Volume
32003	BEXIMCO LIMITED	72,997,401.40	599,677
22003	NATIONAL BANK LIMITED	65,580,087.20	7,965,848
26003	ROBI AXIATA LIMITED	33,777,983.20	1,113,795
13027	ORION PHARMA LIMITED	29,859,286.90	342,825
22025	EASTERN BANK LIMITED	25,390,998.40	793,436
25021	GSP FINANCE CO.(BANGLADESH) LT	21,959,283.10	667,392
11046	MEGHNA INSURANCE COMPANY LTD.	18,316,870.20	401,032
22036	UNION BANK LIMITED	16,427,970.90	1,754,459
32009	BRITISH AMERICAN TOBACCO BD CO	15,652,602.30	30,158
13002	SQUARE PHARMACEUTICALS LIMITED	13,813,647.70	65,692

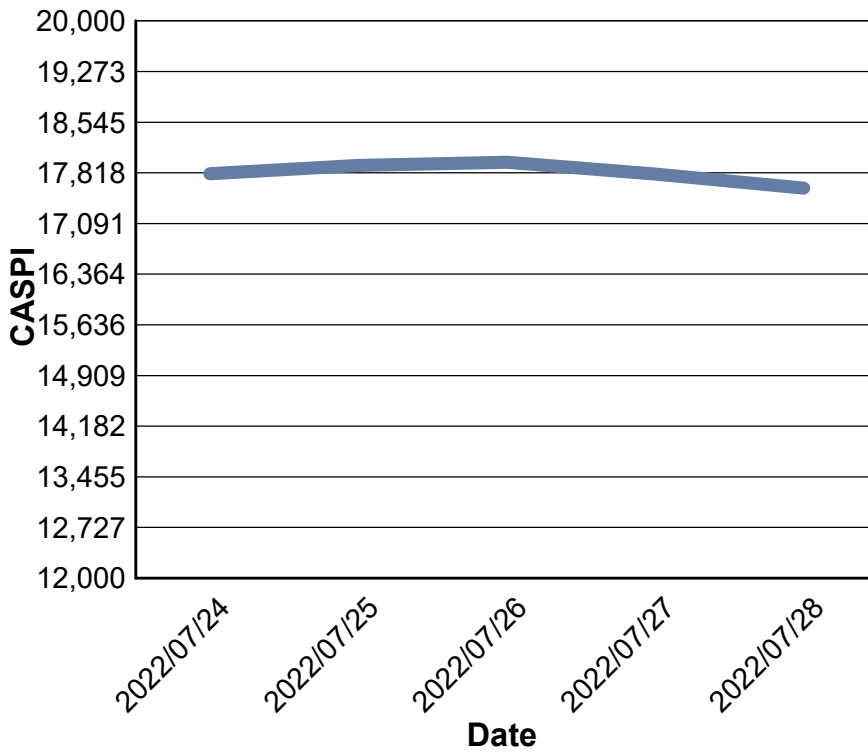
**Data for Turnover Value**



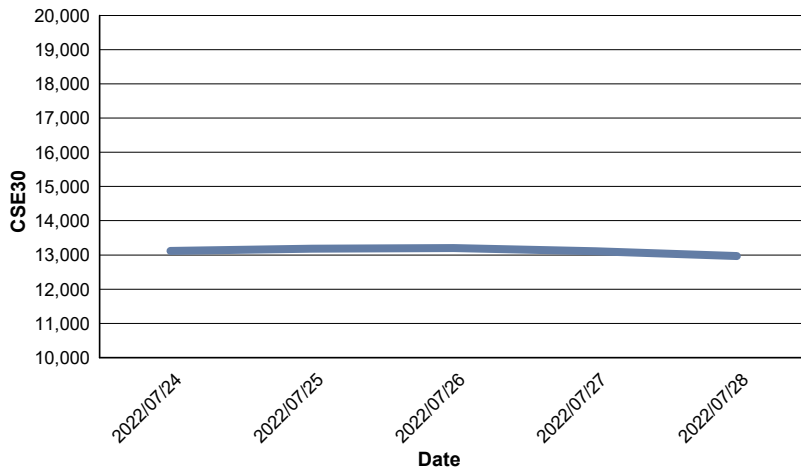
### Data for Turnover Volume



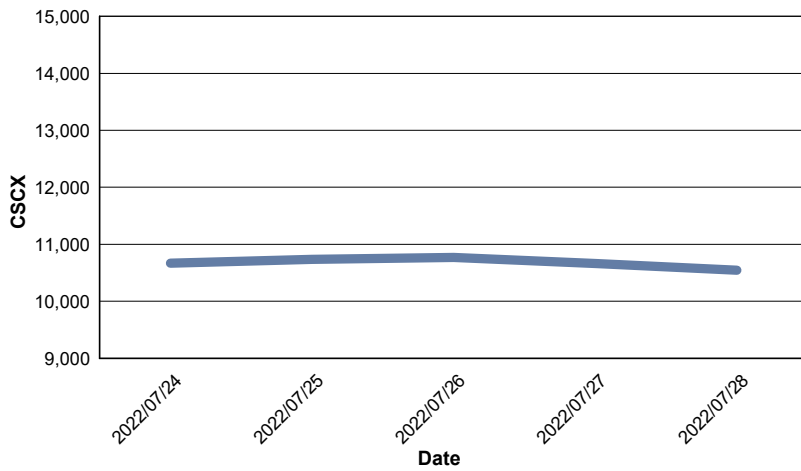
### CASPI Index



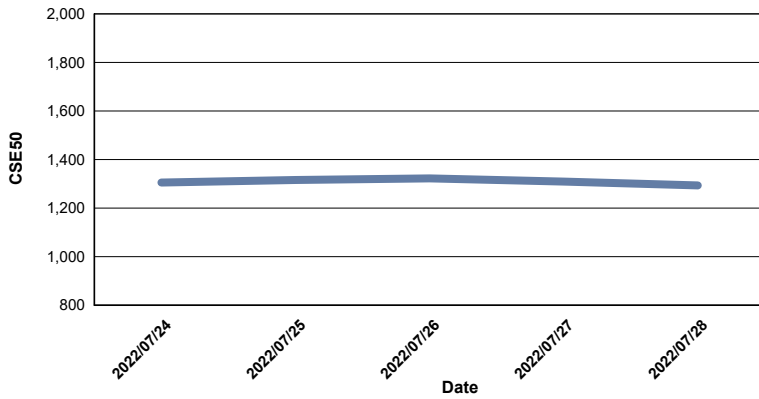
### Index CSE30



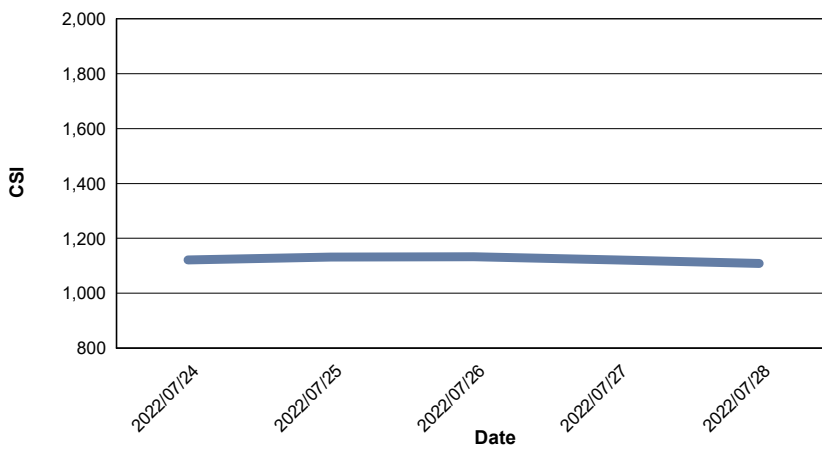
### Index CSCX



### Index CSE50



### Index CSI



### Index CSESMEX

