

# Chittagong Stock Exchange

03-Aug-23

## Weekly Market Summary

Week: 2023-07-30 to 2023-08-03 (5 days)

<b>Total Turnover (BDT) :</b>	617,203,077.20
<b>Volume of Share (Nos):</b>	11,098,897.00
<b>Total Contact(Nos)</b>	14,404
<b>Total Scrip Traded</b>	275

CATEGORY WISE TURNOVER		
Group	Turnover Value(BDT)	% of Total
A	482,040,482.90	78.10
B	119,392,110.50	19.34
N	14,448,893.20	2.34
Z	1,321,590.60	0.21

MAJOR INDICES IN THE WEEK						
Date	CASPI	CSE30	CSCX	CSE50	CSI	CSESMEX
07/27/2023	18717.0758	13348.6381	11188.5533	1,312.57	1,174.79	2,266.29
08/03/2023	18689.6997	13357.4409	11172.3139	1,311.48	1,172.32	2,292.90
change in %	-0.1463	0.0659	-0.1451	-0.08	-0.21	1.17

SCRIP PERFORMANCE IN THE WEEK	
Advanced	69
Declined	79
No Change	127
Total Traded Issues	275

TOP TEN GAINER COMPANIES BY CLOSING PRICE							
Scrip ID	Scrip Name	Category	Week		Closing	Turnover (BDT)	
			Difference	Opening			
16602	WONDERLAND TOYS LIMITED	N	31.50	80.00	105.20	72,698.80	
13012	LIBRA INFUSIONS LIMITED	B	18.86	707.50	841.00	218,335.50	
10009	PRIME ISLAMI LIFE INSURANCE	B	15.10	68.20	78.50	201,910.00	
32018	DESHBANDHU POLYMER LIMITED	B	12.28	28.50	32.00	7,838,462.20	
19006	SINOBANGLA INDUSTRIES LIMITED	A	11.60	68.10	76.00	1,588,474.80	
11029	CONTINENTAL INSURANCE LIMITED	A	11.26	43.50	48.40	2,123,707.10	
12035	METRO SPINNING LIMITED	B	10.83	39.70	44.00	1,730,813.40	
11002	PEOPLES INSURANCE COMPANY LTD	A	10.27	36.00	39.70	1,185,375.00	
11004	RELIANCE INSURANCE LTD	A	10.08	71.40	78.60	370,330.00	
32605	HIMADRI LIMITED	N	9.99	889.30	978.20	1,956.40	

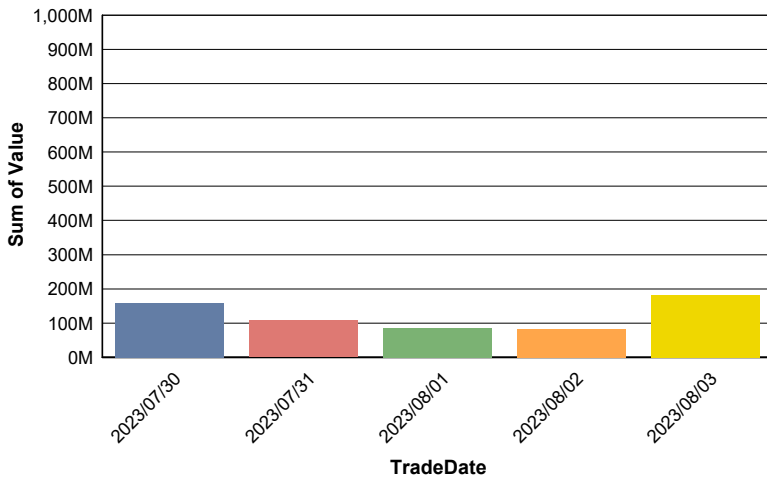
**TOP TEN LOSER COMPANIES BY CLOSING PRICE**

Scrip ID	Scrip Name	Category	Week Difference	Opening	Closing	Turnover (BDT)
13604	AL-MADINA PHARMACEUTICALS LIMITED	N	-21.75	57.00	44.60	1,072,207.60
17601	MK FOOTWEAR PLC	N	-15.95	44.50	37.40	5,505,830.50
11046	MEGHNA INSURANCE COMPANY LTD.	B	-13.64	55.70	48.10	5,976,602.70
10014	CHARTERED LIFE INSURANCE CO. LTD.	N	-11.62	67.10	59.30	1,344,415.00
24012	ADN TELECOM LIMITED	A	-11.39	154.50	136.90	671,845.60
22005	RUPALI BANK LIMITED	B	-10.80	36.10	32.20	4,346,920.90
11024	SONAR BANGLA INSURANCE LTD.	A	-9.94	51.30	46.20	664,541.40
14017	FU-WANG FOODS LIMITED	B	-9.92	38.30	34.50	17,370,920.60
11047	ISLAMI COMMERCIAL INSURANCE COMPANY	N	-9.18	37.00	33.60	1,381,991.10
13028	CENTRAL PHARMACEUTICALS LTD.	B	-8.33	13.20	12.10	924,932.80

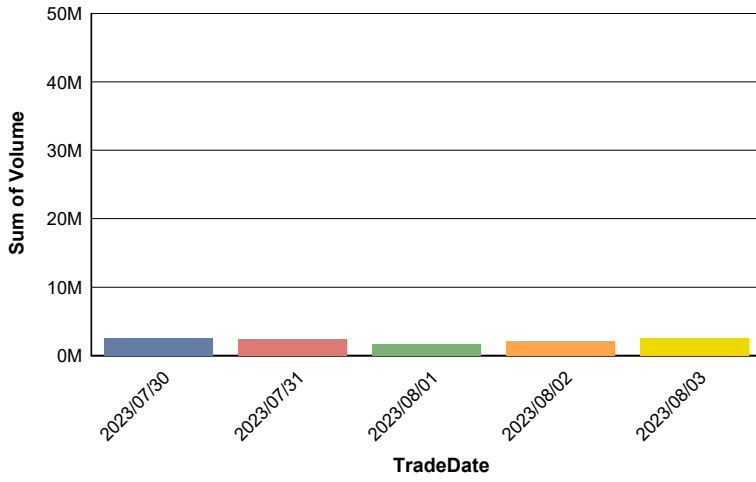
**TOP TEN COMPANIES BY TURNOVER**

Scrip ID	Scrip Name	Turnover (BDT)	Volume
18011	SEA PEARL BEACH RESORT & SPA LIMITED	171,934,919.20	803,558
26002	BANGLADESH SUBMARINE CABLE CO.	59,940,000.00	300,000
20006	POWER GRID COMPANY OF BD LTD.	31,405,000.00	550,000
10008	PRAGATI LIFE INSURANCE LTD.	28,958,200.00	215,780
13038	JMI HOSPITAL REQUISITE MFG. LTD.	20,911,562.20	246,905
15001	CONFIDENCE CEMENT LIMITED	18,342,380.00	225,400
14017	FU-WANG FOODS LIMITED	17,370,920.60	481,143
32003	BEXIMCO LIMITED	14,526,670.90	139,027
20020	INTRACO REFUELING STATION LTD.	14,368,266.40	328,914
16030	WESTERN MARINE SHIPYARD LTD.	8,037,108.50	582,639

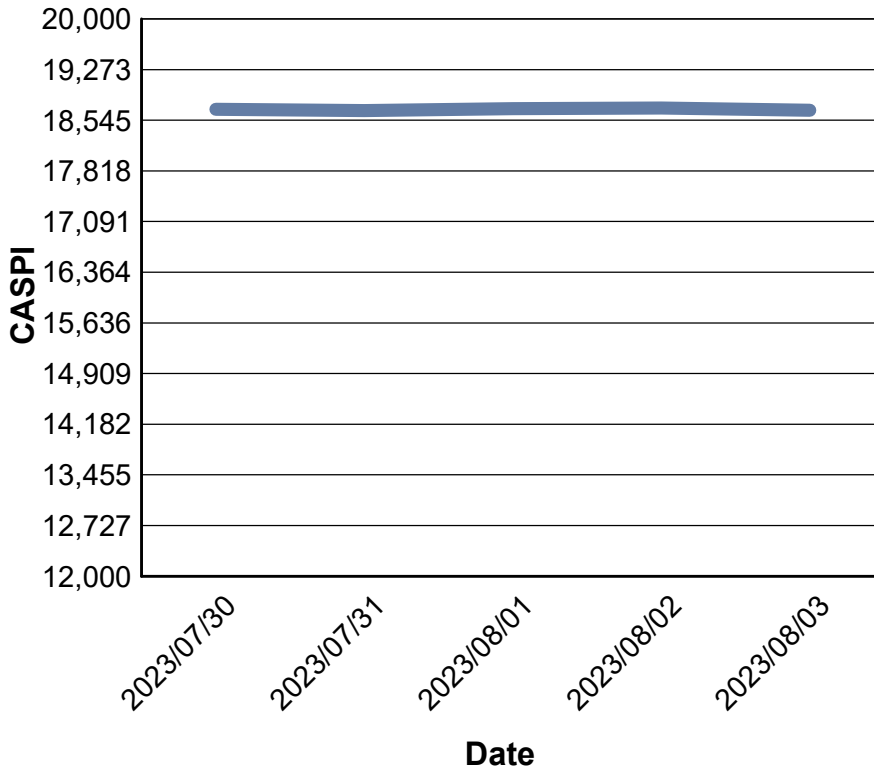
**Data for Turnover Value**



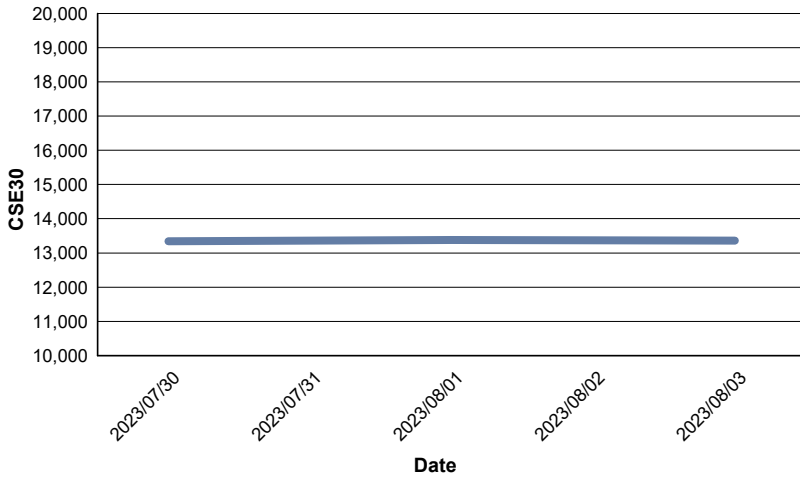
### Data for Turnover Volume



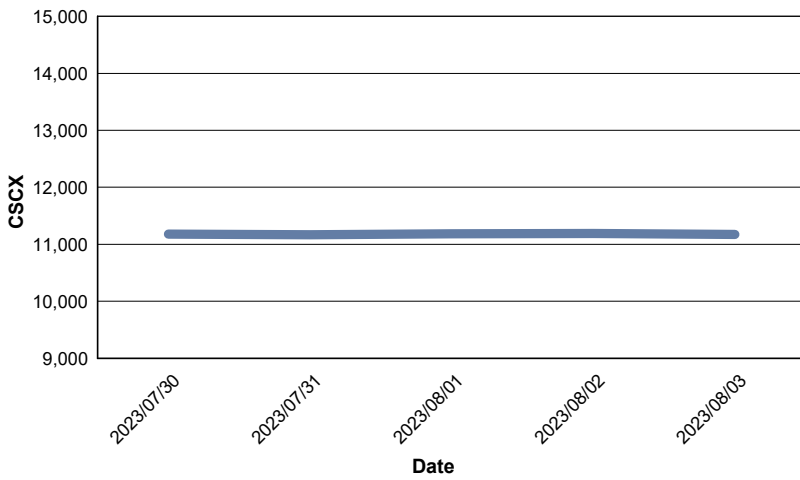
### CASPI Index



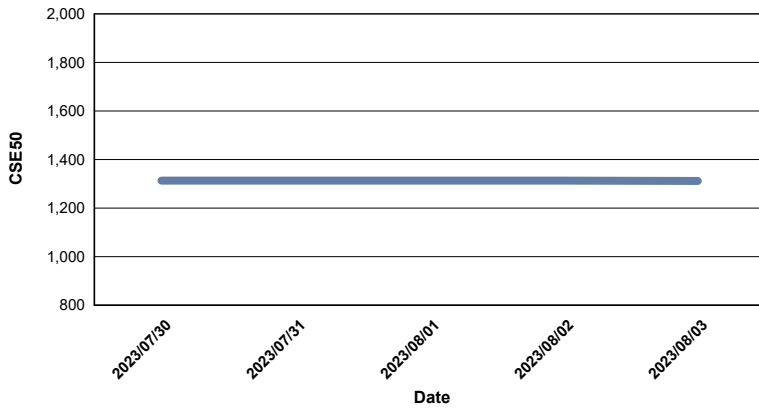
### Index CSE30



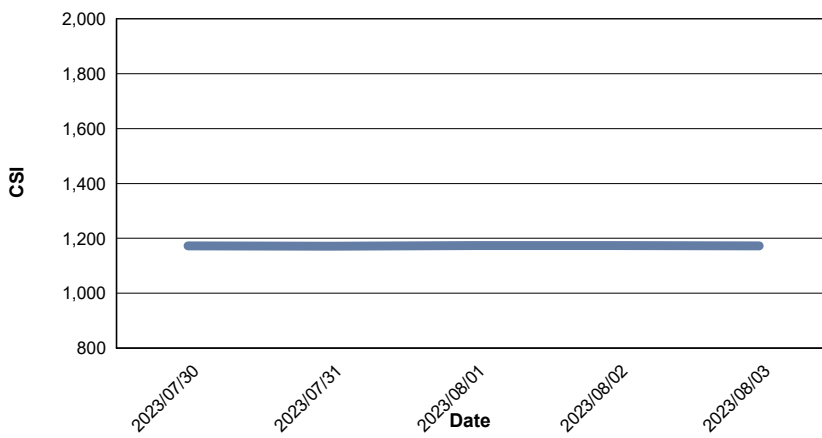
### Index CSCX



### Index CSE50



### Index CSI



### Index CSESMEX

