

# Chittagong Stock Exchange

27-Feb-19

## Weekly Market Summary

Week: 2019-02-24 to 2019-02-27 (4 days)

<b>Total Turnover (BDT) :</b>	820,014,990.20
<b>Volume of Share (Nos):</b>	23,456,077.00
<b>Total Contact(Nos)</b>	32,508
<b>Total Scrip Traded</b>	301

CATEGORY WISE TURNOVER		
Group	Turnover Value(BDT)	% of Total
A	641,761,635.10	78.25
B	135,742,535.70	16.55
N	33,817,194.60	4.12
Z	8,693,624.80	1.06

MAJOR INDICES IN THE WEEK					
Date	CASPI	CSE30	CSCX	CSE50	CSI
02/20/2019	17585.1460	15311.4919	10642.5263	1,276.37	1,159.04
02/27/2019	17473.4893	15346.0320	10586.1797	1,272.70	1,157.71
change in %	-0.6349	0.2256	-0.5294	-0.29	-0.11

SCRIP PERFORMANCE IN THE WEEK	
Advanced	64
Declined	225
No Change	12
Total Traded Issues	301

TOP TEN GAINER COMPANIES BY CLOSING PRICE						
Scrip ID	Scrip Name	Category	Week		Closing	Turnover (BDT)
			Difference	Opening		
11030	TAKAFUL ISLAMI INSURANCE LTD.	A	23.27	27.50	33.90	828,646.60
11037	PROVATI INSURANCE CO. LTD	A	15.09	35.10	40.40	2,587,299.30
23001	MONNO CERAMIC INDUSTRIES LTD	A	12.23	363.60	408.10	4,732,560.60
11024	SONAR BANGLA INSURANCE LTD.	A	11.85	59.90	67.00	1,858,452.20
22017	DUTCH-BANGLA BANK LIMITED	A	9.12	163.20	178.10	2,702,747.30
21019	ICB AMCL SECOND MUTUAL FUND	A	8.75	8.00	8.70	319,792.60
12031	SAFKO SPINNING MILLS LTD	B	8.60	18.60	20.20	6,551,249.40
21033	MBL 1ST MUTUAL FUND	A	8.10	7.40	8.00	16,000.00
11028	CITY GENERAL INSURANCE CO. LTD	A	7.82	17.90	19.30	7,296,398.30
10011	PADMA ISLAMI LIFE INSURANCE LT	Z	6.77	23.60	25.20	85,694.80

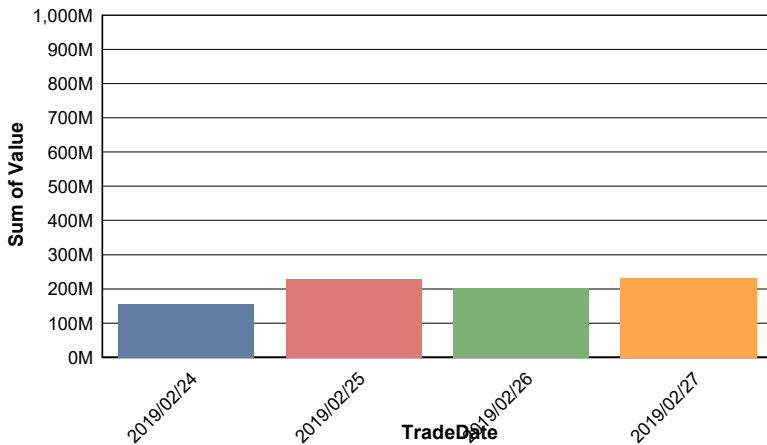
**TOP TEN LOSER COMPANIES BY CLOSING PRICE**

Scrip ID	Scrip Name	Category	Week Difference	Opening	Closing	Turnover (BDT)
14027	EMERALD OIL INDUSTRIES LIMITED	Z	-29.56	23.00	16.20	2,254,390.10
14021	BEACH HATCHERY LTD.	Z	-10.93	19.20	17.10	234,100.00
21017	PRIME FINANCE 1ST MUTUAL FUND	A	-10.61	11.30	10.10	87,052.60
25007	PRIME FINANCE & INVESTMENT LTD	Z	-10.52	9.50	8.50	21,327.50
21032	AIBL 1ST ISLAMIC MUTUAL FUND	A	-10.25	7.80	7.00	7,300.00
17007	SAMATA LEATHER COMPLEX LTD	Z	-10.00	56.00	50.40	10,080.00
11004	RELIANCE INSURANCE LTD	A	-9.61	52.00	47.00	126,667.60
25004	FIRST FINANCE LIMITED	Z	-9.52	6.30	5.70	2,280.00
17008	LEGACY FOOTWEAR LIMITED	A	-9.04	197.80	179.90	15,598,682.40
25008	PREMIER LEASING & FINANCE LTD	A	-8.73	10.30	9.40	883,562.00

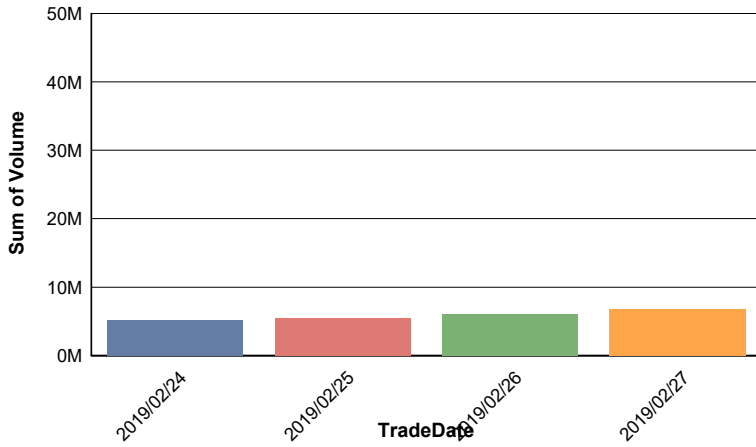
**TOP TEN COMPANIES BY TURNOVER**

Scrip ID	Scrip Name	Turnover (BDT)	Volume
26002	BANGLADESH SUBMARINE CABLE CO.	83,296,333.20	477,417
13002	SQUARE PHARMACEUTICALS LIMITED	48,803,111.30	178,513
17010	FORTUNE SHOES LIMITED	30,430,282.20	805,693
20010	KHULNA POWER COMPANY LIMITED	26,885,671.30	407,682
24011	GENEX INFOSYS LIMITED	21,433,056.20	477,799
11034	MERCANTILE INSURANCE CO.LTD.	20,744,633.80	588,012
26001	GRAMEENPHONE LIMITED	19,401,218.20	49,236
32009	BRITISH AMERICAN TOBACCO BD CO	18,798,310.00	5,146
16032	BANGLADESH STEEL RE-ROLLING MILLS LTD	17,952,982.80	236,333
32003	BEXIMCO LIMITED	16,328,737.50	686,900

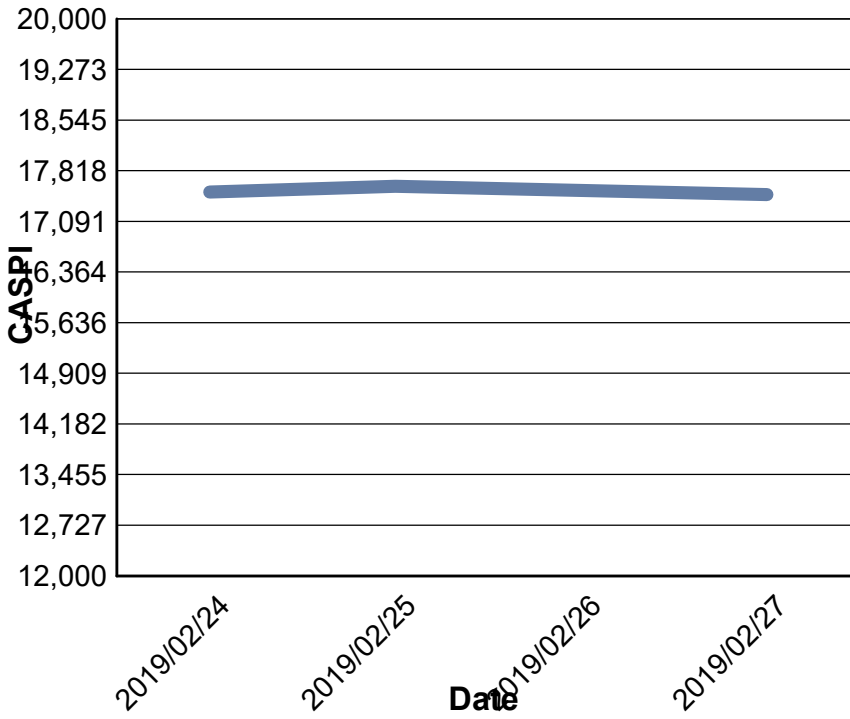
**Data for Turnover Value**



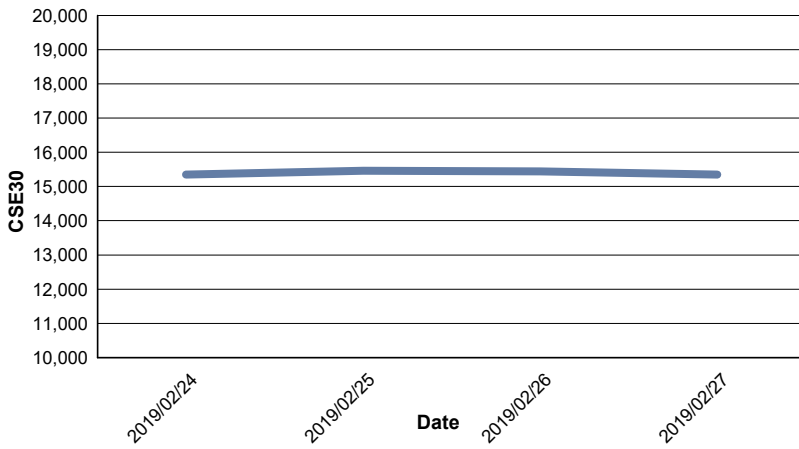
### Data for Turnover Volume



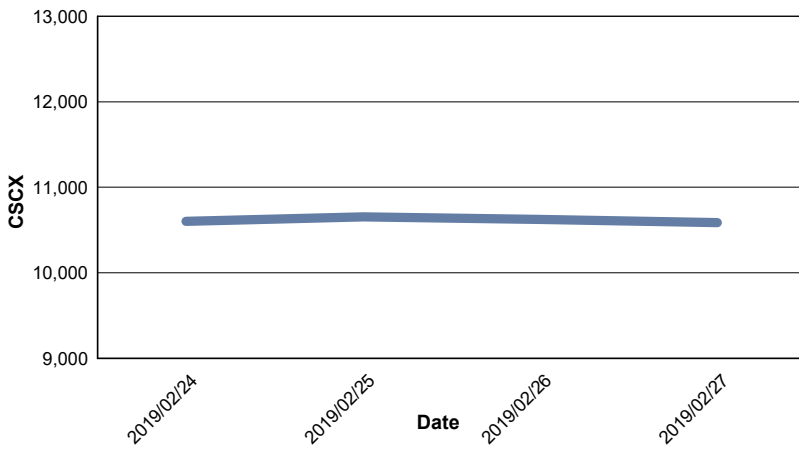
### CASPI Index



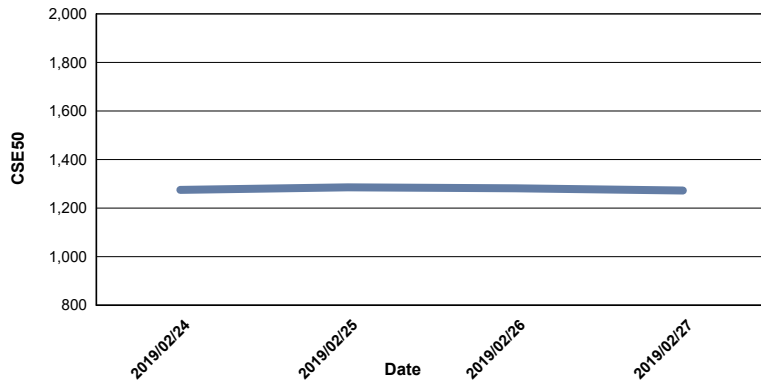
### Index CSE30



### Index CSCX



### Index CSE50



### Index CSI

