

Chittagong Stock Exchange

29-Apr-21

Weekly Market Summary

Week: 2021-04-25 to 2021-04-29 (5 days)

Total Turnover (BDT) :	2,735,826,255.50
Volume of Share (Nos):	59,520,058.00
Total Contact(Nos)	52,187
Total Scrip Traded	314

CATEGORY WISE TURNOVER		
Group	Turnover Value(BDT)	% of Total
A	1,955,895,618.30	71.48
B	493,412,863.20	18.03
N	279,010,756.10	10.19
Z	7,507,017.90	0.27

MAJOR INDICES IN THE WEEK					
Date	CASPI	CSE30	CSCX	CSE50	CSI
04/22/2021	15723.6033	12060.1949	9485.5256	1,196.93	992.07
04/29/2021	15844.7955	12062.4913	9560.0583	1,207.84	1,003.67
change in %	0.7708	0.0190	0.7858	0.91	1.17

SCRIP PERFORMANCE IN THE WEEK	
Advanced	143
Declined	125
No Change	46
Total Traded Issues	314

TOP TEN GAINER COMPANIES BY CLOSING PRICE						
Scrip ID	Scrip Name	Category	Week		Closing	Turnover (BDT)
			Difference	Opening		
32020	NATIONAL FEED MILL LTD.	A	39.57	18.70	26.10	37,364,046.30
20021	ASSOCIATED OXYGEN LIMITED	A	35.46	40.60	55.00	49,706,048.60
11028	CITY GENERAL INSURANCE CO. LTD	B	25.51	29.00	36.40	17,491,822.20
11038	DHAKA INSURANCE LIMITED	A	24.31	61.70	76.70	7,019,261.50
11013	PHOENIX INSURANCE COMPANY LTD	A	22.35	43.40	53.10	6,479,193.20
11037	PROVATI INSURANCE CO. LTD	A	20.56	125.00	150.70	4,065,648.90
13029	AFC AGRO BIOTECH LTD.	A	16.77	14.90	17.40	1,114,631.30
11031	STANDARD INSURANCE LIMITED	A	16.29	39.90	46.40	3,312,070.10
11010	BD GENERAL INSURANCE COMPANY	A	15.04	43.20	49.70	20,062,496.60
14012	RAHIMA FOOD CORPORATION LTD	A	14.20	211.20	241.20	25,897,042.60

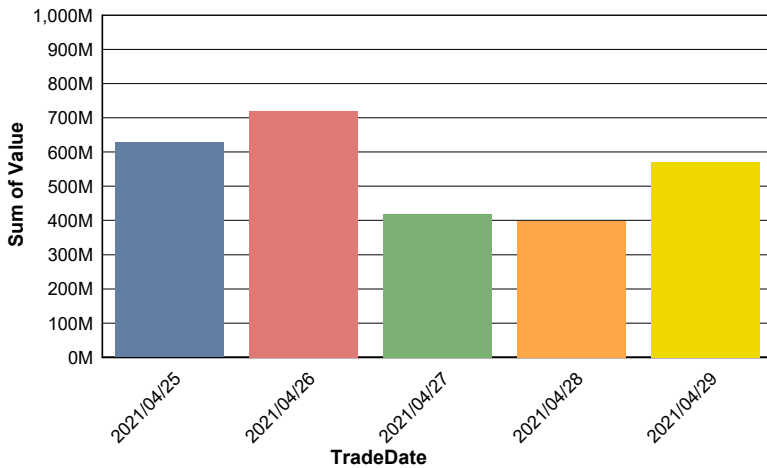
TOP TEN LOSER COMPANIES BY CLOSING PRICE

Scrip ID	Scrip Name	Category	Week Difference	Opening	Closing	Turnover (BDT)
12067	M.L. DYEING LIMITED	A	-20.00	46.50	37.20	19,530.00
12030	SAIHAM TEXTILE MILLS LTD	A	-19.56	23.00	18.50	18.50
13017	KEYA COSMETICS LIMITED	B	-15.25	5.90	5.00	17,280,990.00
25022	FAREAST FINANCE & INVESTMENT L	Z	-13.88	3.60	3.10	32,396.80
22013	PRIME BANK LIMITED	A	-12.71	17.30	15.10	141,819.20
25004	FIRST FINANCE LIMITED	Z	-10.00	7.00	6.30	2,419.20
25014	BD FINANCE & INVESTMENT CO LTD	A	-8.99	36.70	33.40	33,080,801.30
12049	HWA WELL TEXTILES (BD) LTD.	A	-8.82	34.00	31.00	33,825.00
40001	IBBL MUDARABA PERPETUAL BOND	A	-8.57	1,050.00	960.00	74,295.00
16036	OIMEX ELECTRODE LIMITED	A	-8.00	20.00	18.40	142,111.50

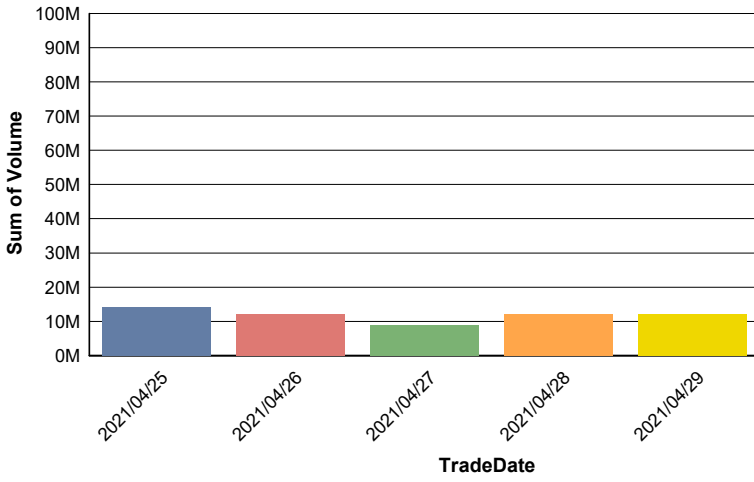
TOP TEN COMPANIES BY TURNOVER

Scrip ID	Scrip Name	Turnover (BDT)	Volume
32003	BEXIMCO LIMITED	315,966,326.40	3,511,132
32009	BRITISH AMERICAN TOBACCO BD CO	286,116,325.10	548,239
20018	UNITED POWER GENERATION & DISTRIBUTION	286,010,862.80	1,028,382
26001	GRAMEENPHONE LIMITED	277,231,981.70	805,987
11039	BANGLADESH NATIONAL INSURANCE COMPANY	171,735,382.00	1,451,552
15009	LAFARGE HOLCIM BANGLADESH LIMITED	98,842,442.10	1,626,661
16026	BANGLADESH BUILDING SYSTEMS LTD	93,499,187.30	6,232,051
26003	ROBI AXIATA LIMITED	87,534,939.30	1,925,275
25010	LANKABANGLA FINANCE LIMITED	59,437,391.70	1,812,372
32023	SK TRIMS & INDUSTRIES LIMITED	49,760,000.00	800,000

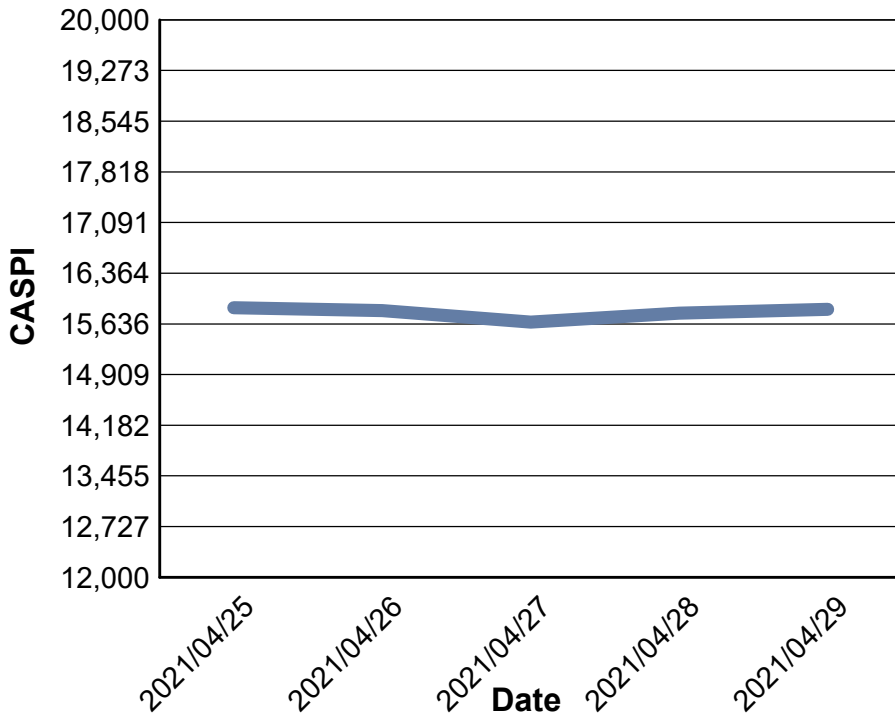
Data for Turnover Value



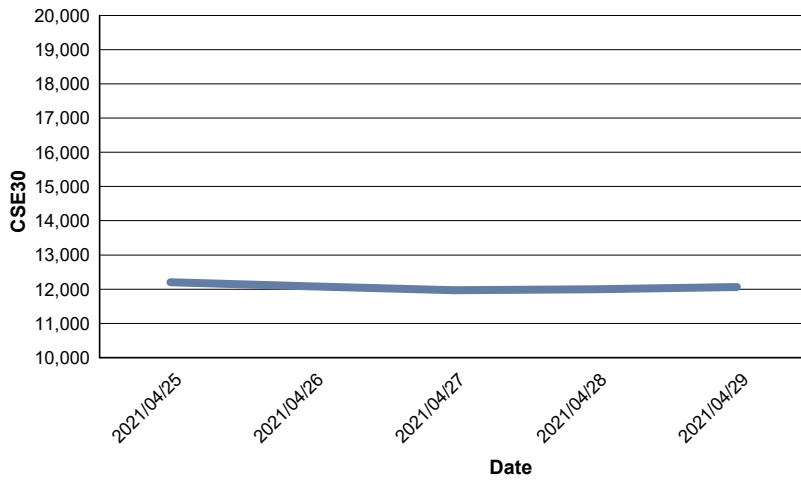
Data for Turnover Volume



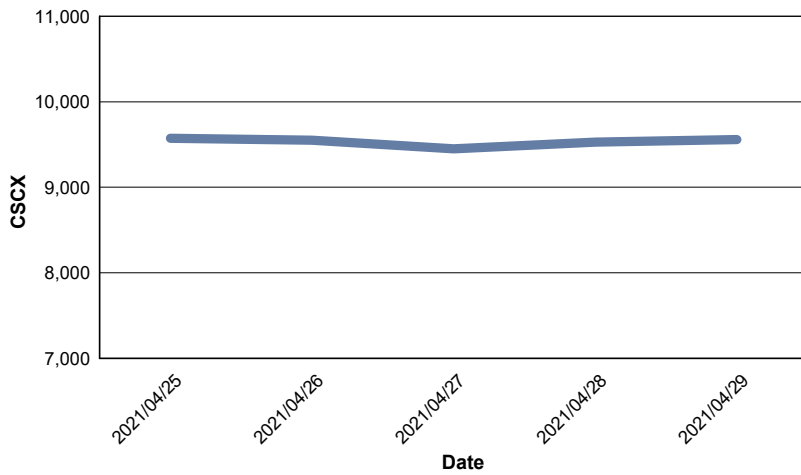
CASPI Index



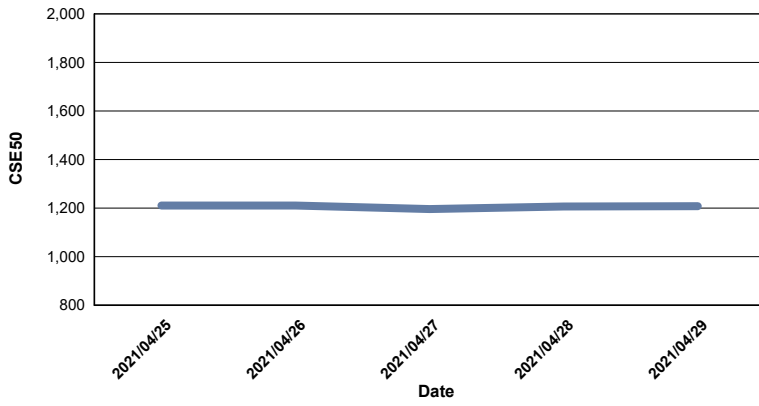
Index CSE30



Index CSCX



Index CSE50



Index CSI

