

Chittagong Stock Exchange

20-Jul-23

Weekly Market Summary

Week: 2023-07-16 to 2023-07-20 (5 days)

Total Turnover (BDT) :	801,321,847.60
Volume of Share (Nos):	31,239,406.00
Total Contact(Nos)	29,729
Total Scrip Traded	313

CATEGORY WISE TURNOVER		
Group	Turnover Value(BDT)	% of Total
A	410,059,351.30	51.17
B	346,421,736.00	43.22
N	24,871,504.90	3.10
Z	19,969,255.40	2.49

MAJOR INDICES IN THE WEEK						
Date	CASPI	CSE30	CSCX	CSE50	CSI	CSESMEX
07/13/2023	18731.8811	13356.0916	11188.2834	1,316.06	1,179.63	2,321.41
07/20/2023	18778.9534	13372.9692	11227.9394	1,316.86	1,180.62	2,356.33
change in %	0.2513	0.1264	0.3544	0.06	0.08	1.50

SCRIP PERFORMANCE IN THE WEEK	
Advanced	99
Declined	76
No Change	138
Total Traded Issues	313

TOP TEN GAINER COMPANIES BY CLOSING PRICE						
Scrip ID	Scrip Name	Category	Week Difference	Opening	Closing	Turnover (BDT)
17601	MK FOOTWEAR PLC	N	57.29	28.10	44.20	6,144,450.70
11005	JANATA INSURANCE COMPANY LTD	A	47.93	29.00	42.90	3,183,414.00
32601	ORYZA AGRO INDUSTRIES LIMITED	N	41.02	11.70	16.50	206.90
11029	CONTINENTAL INSURANCE LIMITED	A	40.86	30.10	42.40	3,192,130.60
11041	CRYSTAL INSURANCE COMPANY LIM	A	32.91	40.10	53.30	711,936.10
16603	MOSTAFA METAL INDUSTRIES LTD.	N	31.75	14.80	19.50	29,364.00
16001	AZIZ PIPES LIMITED	B	25.74	100.20	126.00	2,791,117.30
32019	KHAN BROTHERS PP WOVEN BAG IN	B	25.35	28.40	35.60	12,080,934.20
32018	DESHBANDHU POLYMER LIMITED	B	21.94	23.70	28.90	7,090,784.20
11043	GLOBAL INSURANCE COMPANY LTD.	A	20.50	31.70	38.20	676,106.00

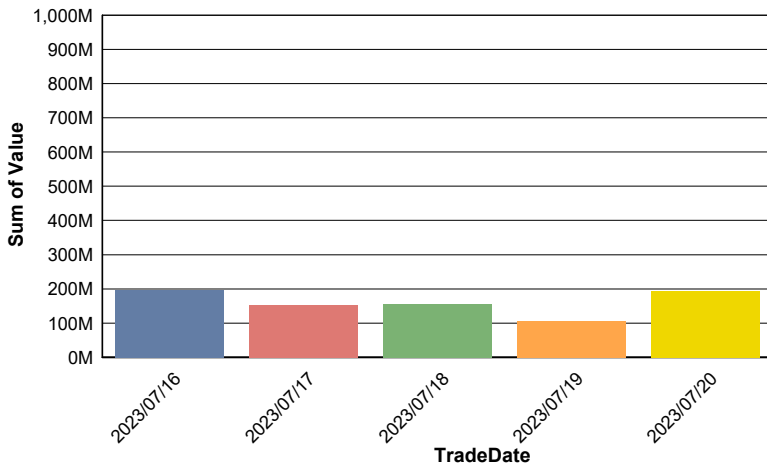
TOP TEN LOSER COMPANIES BY CLOSING PRICE

Scrip ID	Scrip Name	Category	Week Difference	Opening	Closing	Turnover (BDT)
10007	PROGRESSIVE LIFE INS. CO. LTD	Z	-27.45	103.80	75.30	1,005,857.70
16602	WONDERLAND TOYS LIMITED	N	-21.95	102.50	80.00	92,730.00
10010	RUPALI LIFE INSURANCE CO. LTD.	A	-19.39	211.90	170.80	35,730,507.60
13603	BD PAINTS LIMITED	N	-16.38	29.30	24.50	408,238.00
14027	EMERALD OIL INDUSTRIES LIMITED	Z	-14.94	180.00	153.10	15,631,829.80
14017	FU-WANG FOODS LIMITED	B	-13.98	42.90	36.90	40,848,584.40
12601	APEX WEAVING & FINISHING MILLS	N	-12.61	22.20	19.40	51,682.40
23004	FU-WANG CERAMIC INDUSTRY LTD	B	-10.42	21.10	18.90	18,684,176.30
17001	APEX TANNERY LIMITED	A	-9.66	117.90	106.50	26,773.60
12042	Generation Next Fashions Ltd.	B	-8.53	8.20	7.50	19,559,298.00

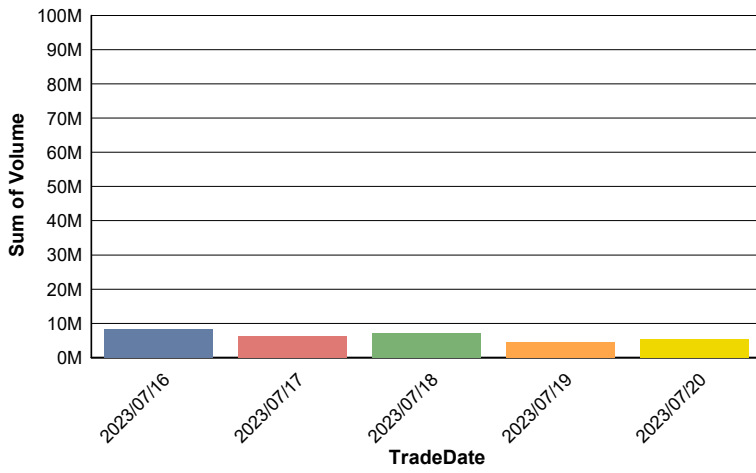
TOP TEN COMPANIES BY TURNOVER

Scrip ID	Scrip Name	Turnover (BDT)	Volume
50264	2Y BGTB 05/07/2025	50,110,000.00	500,000
14017	FU-WANG FOODS LIMITED	40,848,584.40	1,010,720
32003	BEXIMCO LIMITED	35,856,690.00	301,700
10010	RUPALI LIFE INSURANCE CO. LTD.	35,730,507.60	199,203
20023	LUB-RREF (BANGLADESH) LTD.	33,842,124.00	865,287
16030	WESTERN MARINE SHIPYARD LTD.	29,650,456.00	2,014,232
20021	ASSOCIATED OXYGEN LIMITED	24,607,667.90	654,691
13002	SQUARE PHARMACEUTICALS PLC	24,299,175.60	114,684
12042	Generation Next Fashions Ltd.	19,559,298.00	2,496,111
23004	FU-WANG CERAMIC INDUSTRY LTD	18,684,176.30	932,769

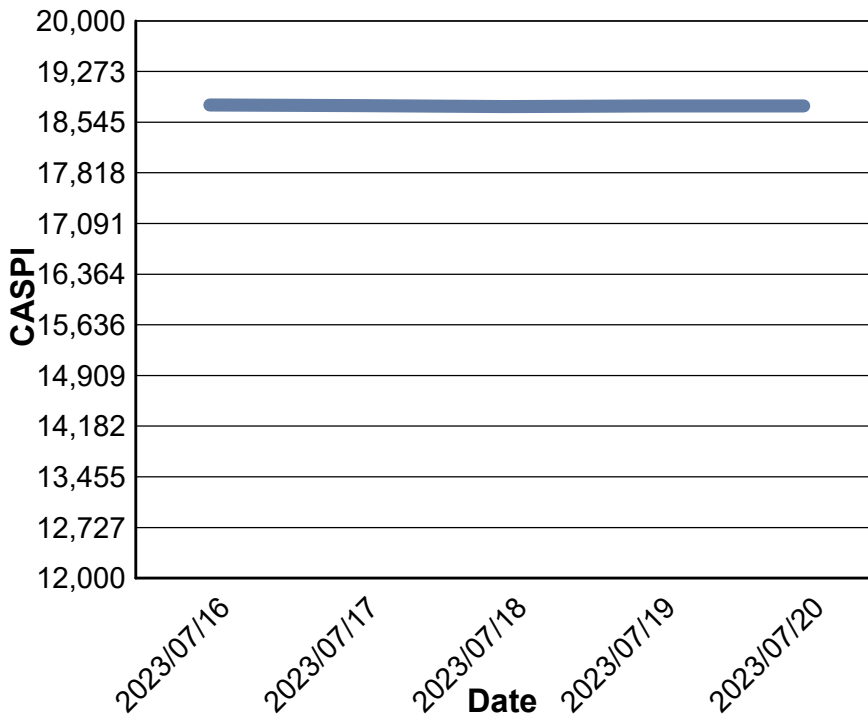
Data for Turnover Value



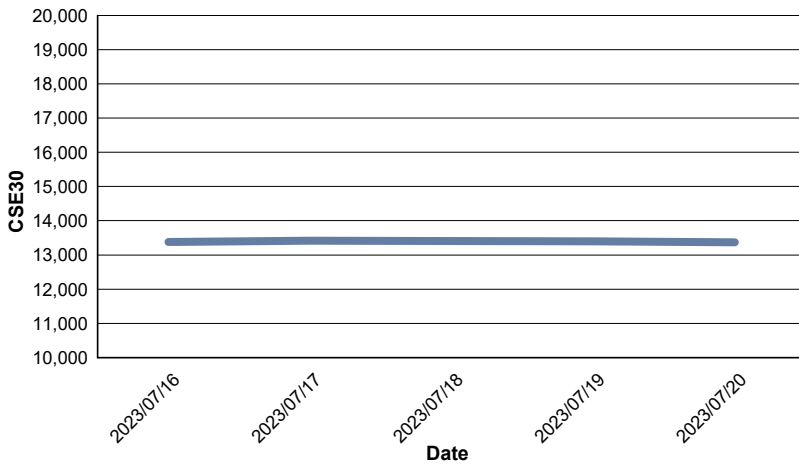
Data for Turnover Volume



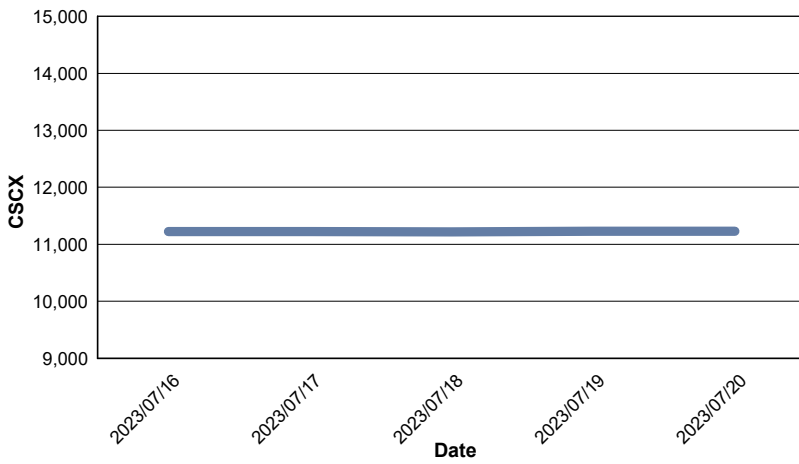
CASPI Index



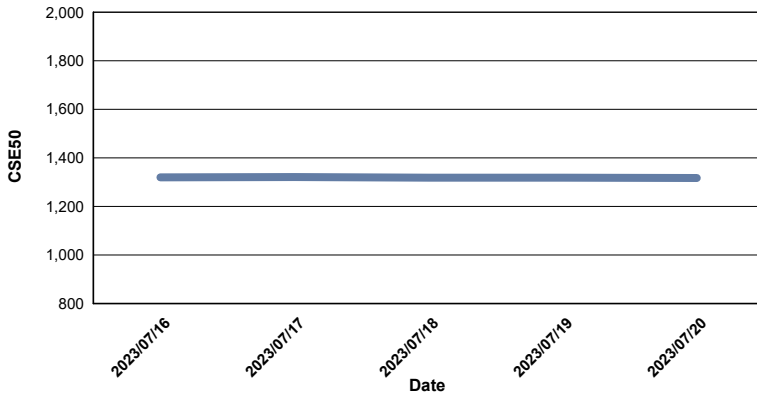
Index CSE30



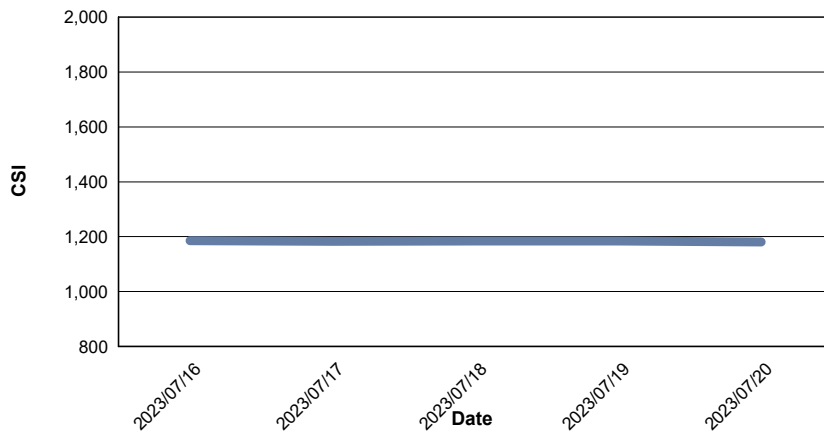
Index CSCX



Index CSE50



Index CSI



Index CSESMEX

