

# Chittagong Stock Exchange

09-Mar-23

## Weekly Market Summary

**Week:** 2023-03-05 to 2023-03-09(Excluding 8th march 2023 total 4 days)

<b>Total Turnover (BDT) :</b>	630,823,359.63
<b>Volume of Share (Nos):</b>	8,927,152.00
<b>Total Contact(Nos)</b>	12,259
<b>Total Scrip Traded</b>	270

CATEGORY WISE TURNOVER		
Group	Turnover Value(BDT)	% of Total
A	551,178,666.68	87.37
B	73,878,175.95	11.71
N	5,388,223.00	0.85
Z	378,294.00	0.06

MAJOR INDICES IN THE WEEK						
Date	CASPI	CSE30	CSCX	CSE50	CSI	CSESMEX
03/02/2023	18282.7914	13302.3321	10961.5274	1,324.23	1,154.75	1,597.80
03/09/2023	18450.1504	13352.7818	11059.9198	1,323.92	1,161.21	1,659.91
change in %	0.9154	0.3793	0.8976	-0.02	0.56	3.89

SCRIP PERFORMANCE IN THE WEEK	
Advanced	123
Declined	11
No Change	136
Total Traded Issues	270

TOP TEN GAINER COMPANIES BY CLOSING PRICE						
Scrip ID	Scrip Name	Category	Week		Closing	Turnover (BDT)
			Difference	Opening		
24004	BDCOM ONLINE LIMITED	A	42.43	30.68	43.70	6,689,209.10
11038	DHAKA INSURANCE LIMITED	A	37.13	50.68	69.50	1,189,194.00
11045	UNION INSURANCE COMPANY LTD.	B	25.45	33.08	41.50	718,015.20
16017	BD WELDING ELECTRODES LIMITED	Z	24.77	22.44	28.00	40,459.00
11044	SENA KALYAN INSURANCE COMPANY	A	19.67	46.04	55.10	720,879.00
24012	ADN TELECOM LIMITED	A	19.31	140.80	168.00	68,776,110.70
17008	LEGACY FOOTWEAR LIMITED	B	17.16	43.10	50.50	131,404.50
18011	SEA PEARL BEACH RESORT & SPA LII	A	16.93	272.80	319.00	260,551,548.00
11028	CITY GENERAL INSURANCE CO. LTD	A	16.79	26.80	31.30	2,190,852.00
18002	EASTERN HOUSING LIMITED	A	15.54	90.70	104.80	5,303,701.70

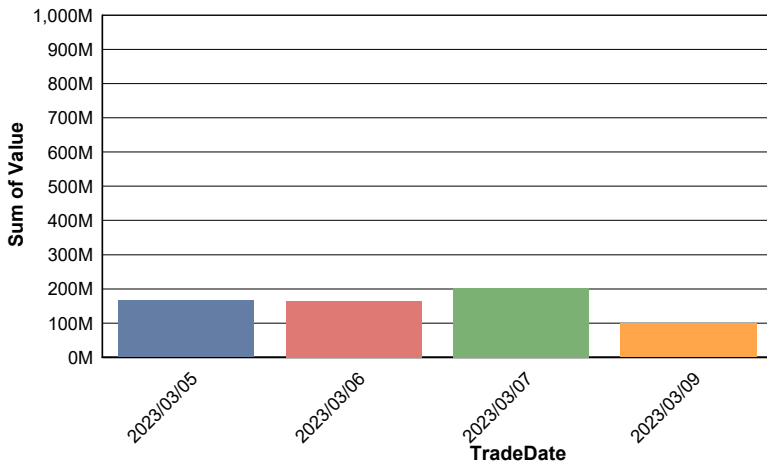
**TOP TEN LOSER COMPANIES BY CLOSING PRICE**

Scrip ID	Scrip Name	Category	Week Difference	Opening	Closing	Turnover (BDT)
25013	UNION CAPITAL LIMITED	B	-22.91	9.60	7.40	288,124.00
32601	ORYZA AGRO INDUSTRIES LIMITED	N	-9.09	14.30	13.00	68,000.00
14001	APEX FOODS LIMITED	A	-8.96	291.10	265.00	194,820.00
11047	ISLAMI COMMERCIAL INSURANCE CC	N	-4.42	33.90	32.40	3,279,048.30
13023	BEACON Pharmaceuticals Ltd.	A	-2.73	292.00	284.00	142,098.10
24008	AAMRA TECHNOLOGIES LIMITED	A	-1.60	37.30	36.70	986,372.70
23001	MONNO CERAMIC INDUSTRIES LTD	A	-1.12	107.00	105.80	1,126,086.40
12035	METRO SPINNING LIMITED	B	-1.05	37.90	37.50	461,242.50
22007	PUBALI BANK LIMITED	A	-0.38	26.30	26.20	386,567.60
20002	PADMA OIL COMPANY LIMITED	A	-0.14	212.30	212.00	499,624.00

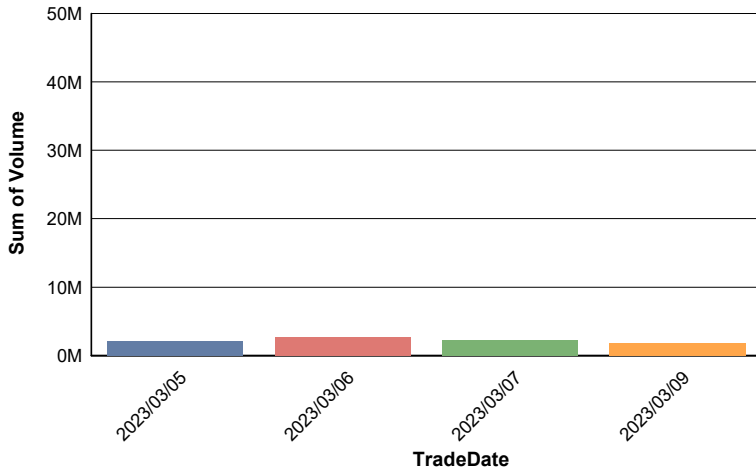
**TOP TEN COMPANIES BY TURNOVER**

Scrip ID	Scrip Name	Turnover (BDT)	Volume
18011	SEA PEARL BEACH RESORT & SPA LIMITED	260,551,548.00	869,323
24012	ADN TELECOM LIMITED	68,776,110.70	459,667
23005	SHINEPUKUR CERAMICS LIMITED	21,799,744.50	456,857
25014	Bangladesh Finance Limited	17,640,000.00	400,000
19011	BASHUNDHARA PAPER MILLS LTD.	15,264,311.80	182,512
15009	LAFARGE HOLCIM BANGLADESH LIMITED	13,609,302.30	208,707
10010	RUPALI LIFE INSURANCE CO. LTD.	12,351,136.80	121,613
12065	AMAN COTTON FIBROUS LTD.	11,715,900.00	447,900
32004	BD SHIPPING CORPORATION	11,590,274.40	85,760
24011	GENEX INFOSYS LIMITED	10,210,100.50	101,218

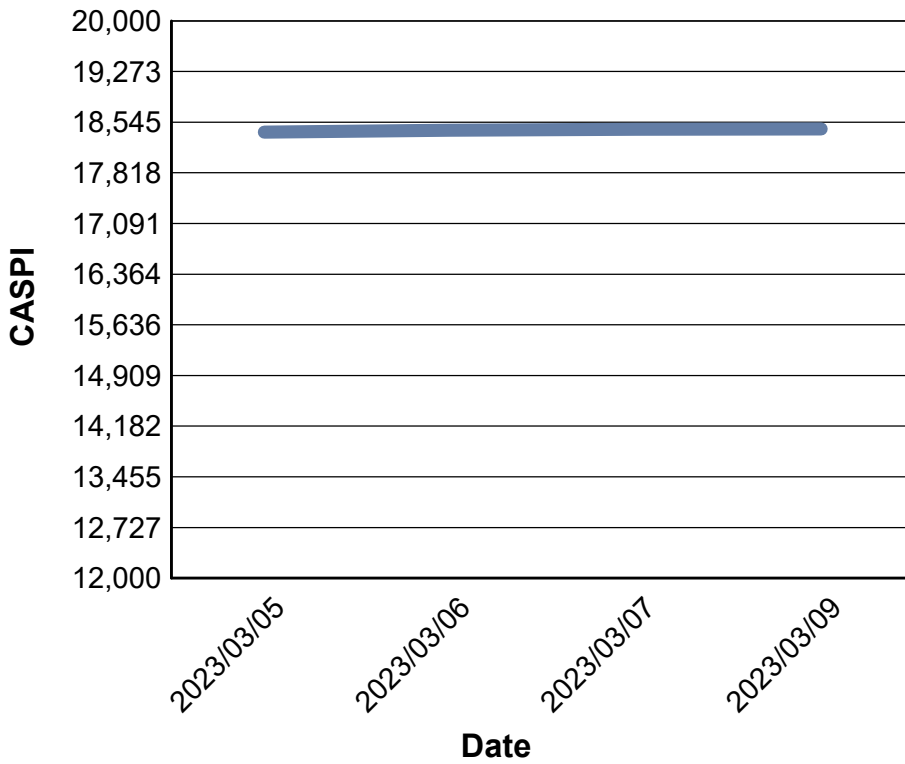
**Data for Turnover Value**



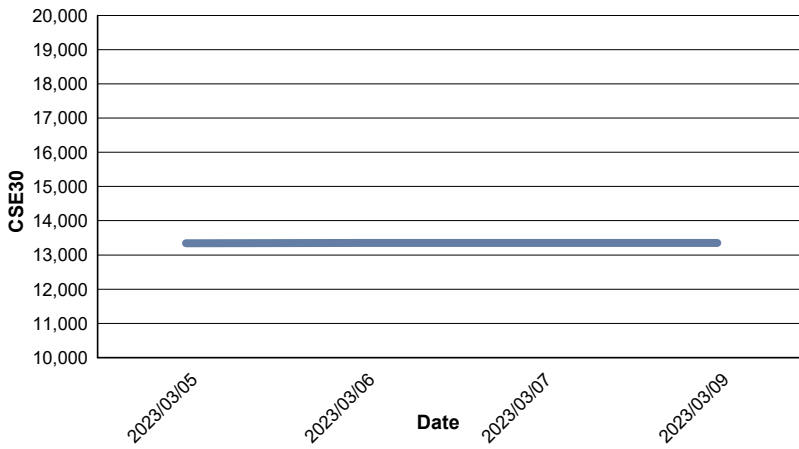
### Data for Turnover Volume



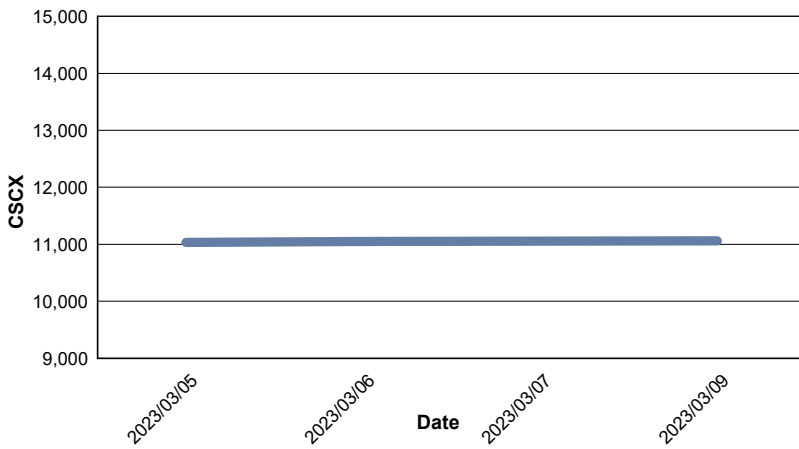
### CASPI Index



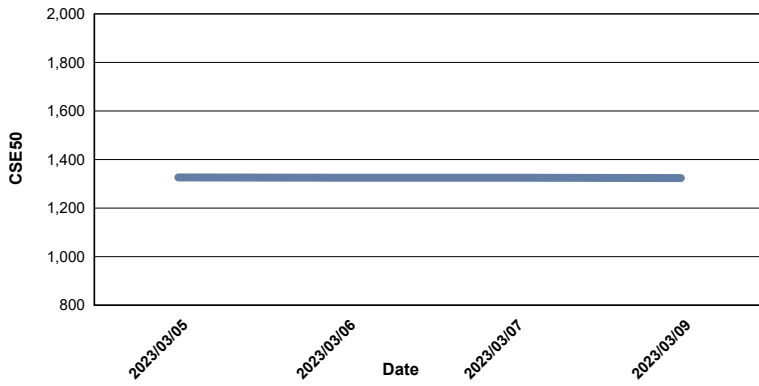
### Index CSE30



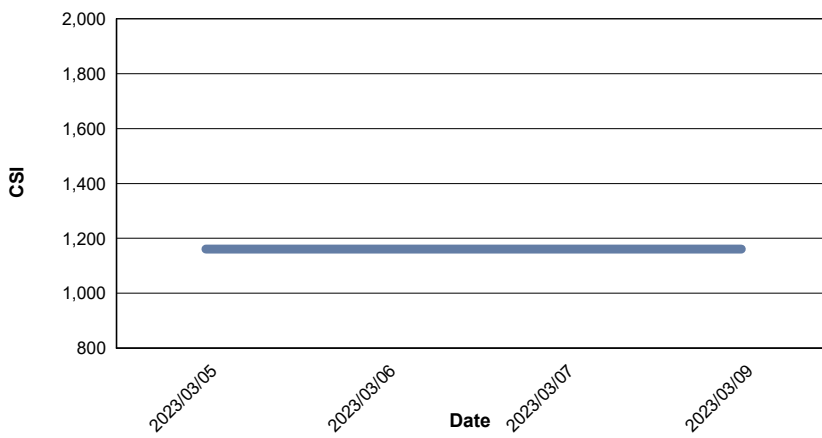
### Index CSCX



### Index CSE50



### Index CSI



### Index CSESMEX

